



2019
Year-End & Annual Totals

2019

POUNDS DONATED	
1642.74	
March	0.00
April	0.00
May	141.80
June	195.59
July	229.81
August	422.11
September	265.21
October	360.66
November	27.56
December	0.00

POUNDS KEPT	
427.85	
March	2.50
April	15.20
May	35.22
June	45.71
July	68.12
August	88.09
September	82.96
October	84.76
November	5.29
December	0.00

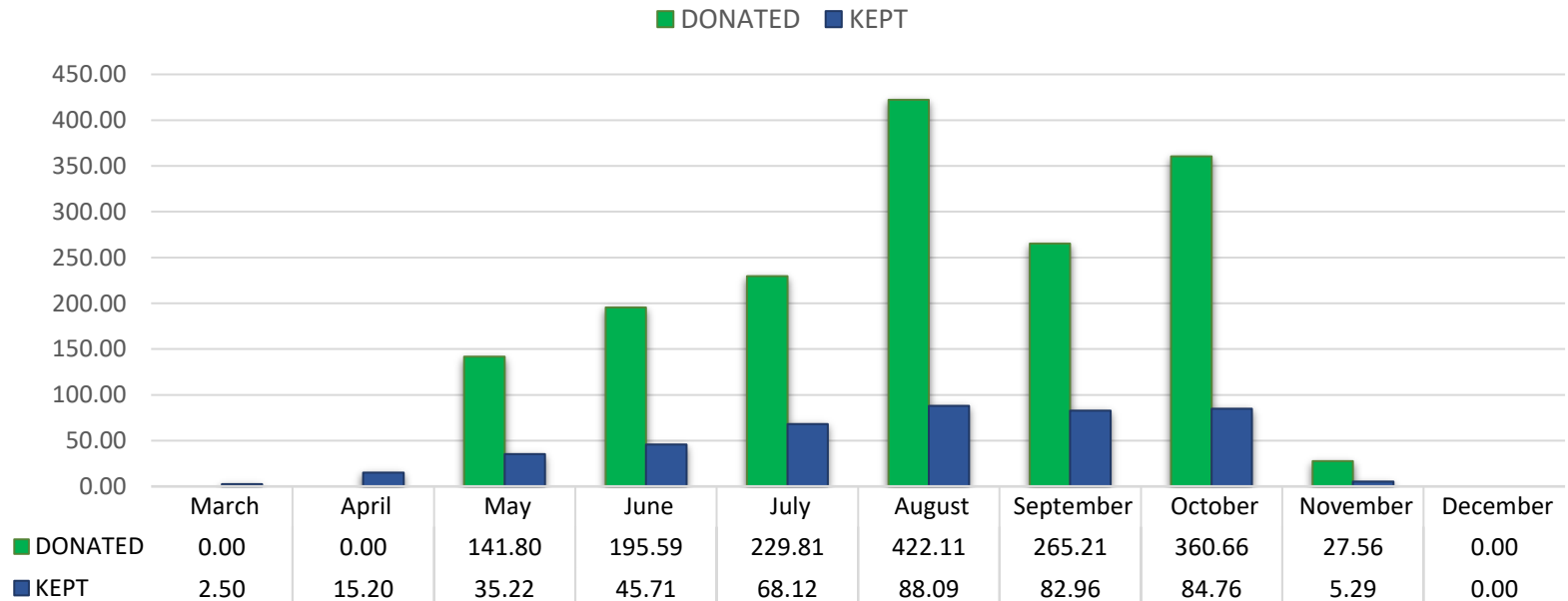
VOLUNTEER HOURS	
832.13	
March	77.00
April	86.00
May	102.00
June	108.60
July	116.08
August	114.50
September	87.35
October	78.60
November	56.00
December	3.00

TOTAL POUNDS HARVESTED							
2070.59							
TOTALS BY TYPE							
	Donated	Kept	TOTAL		Donated	Kept	TOTAL
Beans	65.02	23.90	88.92	Onions	47.95	15.73	63.68
Beets	11.95	20.20	32.15	Peas	0.00	3.84	3.84
Carrots	0.00	2.15	2.15	Peppers	333.65	47.70	381.35
Cucumbers	33.86	12.89	46.75	Potatoes	47.64	23.50	71.14
Edamame	<i>"Donated" to a rabbit</i>			Radishes	18.19	11.02	29.21
Figs	0.21	2.23	2.44	Rhubarb	5.74	2.75	8.49
Garlic	2.99	12.12	15.11	Salad Greens	12.05	22.80	34.85
Grapes	28.70	0.00	28.70	Squash	1.85	4.59	6.44
Head Lettuce	202.38	12.52	214.90	Spinach	4.98	9.16	14.14
Herbs	7.42	1.62	9.04	Tomatoes	451.34	133.18	584.52
Kale / Collards	212.84	28.89	241.73	Turnips	93.35	12.94	106.29
Okra	60.63	23.68	84.31	Zucchini	0.00	0.44	0.44

*Total includes 6 hours from January



POUNDS DONATED	
ABCCM	777.47
Montmorenci	865.27

PORTION DONATED	
79%	



2019 Donation Timeline

	MAY				JUNE				JULY				AUGUST				SEPTEMBER				OCTOBER				NOVEMBER				
	1-8	9-16	17-24	25-31	1-8	9-16	17-24	25-30	1-8	9-16	17-24	25-31	1-8	9-16	17-24	25-31	1-8	9-16	17-24	25-30	1-8	9-16	17-24	25-31	1-8	9-16	17-24	25-30	
Beans																													
Beets				X																									
Carrots																													
Cucumbers												X																	
Figs																													X
Garlic																													X
Grapes												X																	
Head Lettuce	X																												
Herbs									X																				
Kale/Collards							X																						
Okra																X													
Onions				X																									
Peas																													
Peppers														X															
Potatoes																												X	
Radishes																											X		
Rhubarb	X																												
Salad Greens		X																											
Spinach				X																									
Squash/Zucc.												X																	
Tomatoes																	X												
Turnips																												X	

 = Donation made during this week for this item
 = Largest donation (in pounds) during the 2019 season for this item

Annual

Annual Harvest Totals (lbs.)

	2014	2015	2016	2017	2018	2019
Donated	1,423	1,593	1,771	1,550	2,159	1,643
Kept	583	465	599	513	665	428
TOTAL	2,006	2,058	2,369	2,063	2,825	2,071

Portion of Total Harvest Donated

	2014	2015	2016	2017	2018	2019
	71%	77%	75%	75%	76%	79%

Total Volunteer Hours

	2014	2015	2016	2017	2018	2019
	830	782	733	743	733	832

In 2019 we started keeping track of how many of the volunteer hours were for administrative activities. The total was 69.25 hours.

Number of pounds donated since 2014

10,138

Annual Harvest Per Crop (lbs.)

	2014	2015	2016	2017	2018	2019
Arugula	0	0	0	4	8	0
Beans	157	63	144	173	128	89
Beets	129	48	46	65	50	32
Carrots	40	10	0	0	31	2
Chard	98	17	26	33	34	w/greens
Collards	0	32	28	13	34	w/kale
Corn	12	0	0	0	0	0
Cucumbers	46	46	35	55	136	47
Edamame	19	0	0	0	38	0
Fennel	49	0	0	0	0	0
Fruit	2	9	0	10	0	2
Garlic	0	0	32	17	26	15
Grapes	0	0	0	0	0	29
Herbs	11	3	1	1	5	9
Kale	98	155	275	109	169	242*
Lettuce	273	320	374	210	660	215
Must. Greens	0	0	0	87	6	0
Okra	44	59	80	107	158	84
Onions	0	0	95	2	61	64
Peas	0	21	25	14	10	4
Peppers	98	150	226	189	202	381
Potatoes	336	65	0	0	0	0
Potatoes (sweet)	0	166	171	155	134	71
Radishes	36	3	14	20	38	29
Rhubarb	0	0	0	0	41	8
Squash	173	17	0	260	153	6
Spinach	9	31	20	1	34	14
Tomatoes	289	693	599	338	529	585
Turnips	88	72	68	93	18	106
Zucchini	0	78	111	108	121	0.5

*2019 - Kale and Collard weights were combined