



# PRETRIAL SERVICES

## Court Services

Public Safety Assessment Volume, Accuracy, Risk Factors, and Concurrency

## Community Supervision

Open and Closed Supervisions, Caseload Demographics, Technical Violation Rate, Public Safety Rate, and Appearance Rate

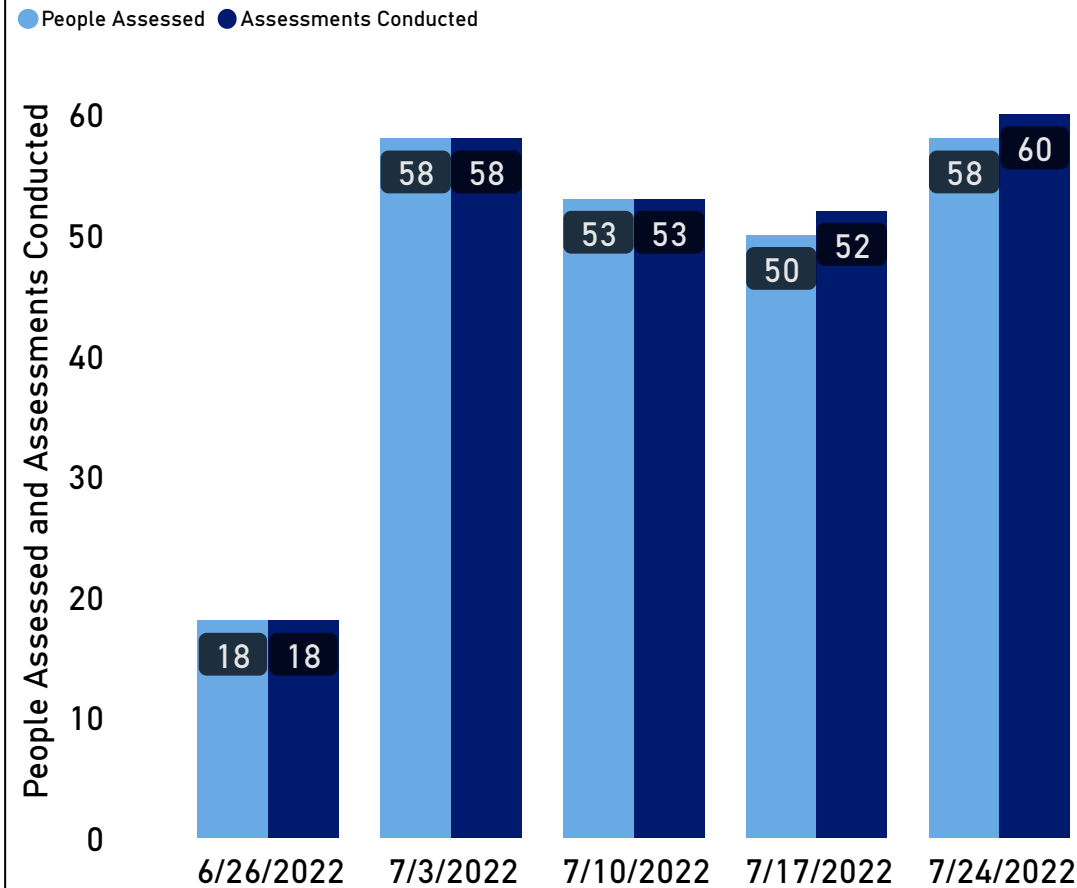
To navigate through this dashboard, use the previous (<) and next (>) page buttons below.



## Court Services: July PSA Volume

The Public Safety Assessment (PSA) is an actuarial tool that uses factors to predict pretrial success or failure. The PSA, along with other information, can be used to help inform release decisions. The PSA does not make release decisions. For more information about the PSA, see [Advance Pretrial Policy & Research](#).

Volume of PSAs & People Assessed by Week

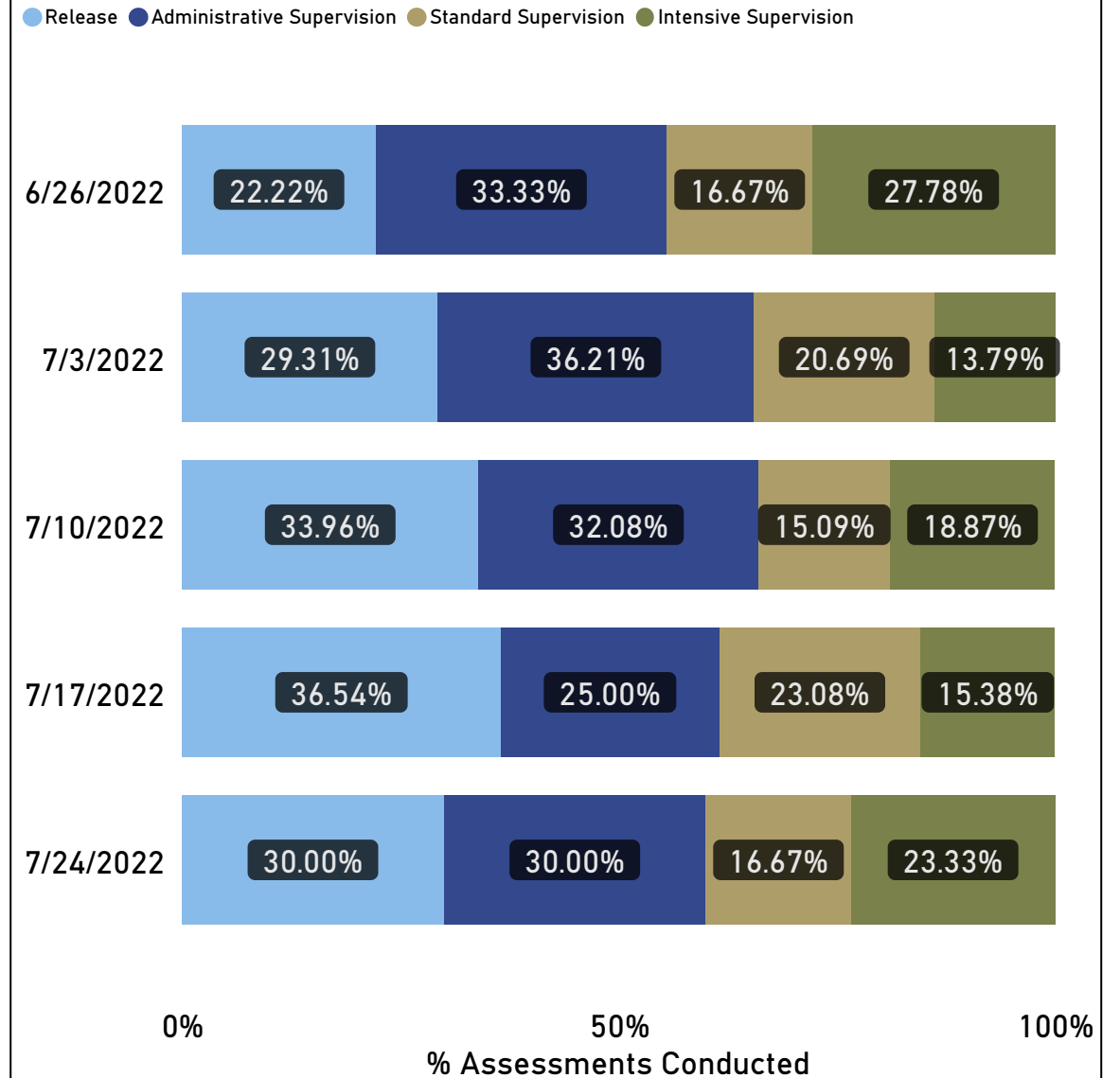


**241** Assessments

**233** People

**0** Overrides

PSA Recommendation by Week



# Court Services: 2023 Concurrency Rate

Concurrency refers to the rate at which the recommendation provided by the release matrix aligns with the release decision made by the judicial official. It is important to note the PSA and release matrix are just two of multiple sources of information a judicial official can use when making a release decision. Neither the PSA nor release matrix directs a judicial official as to if and under what conditions a person should be released. Therefore, the concurrency rate will never be 100%.

On each supervision assignment, there is a judicial override flag that indicates a deviation from the release matrix recommendation. The concurrency rate is calculated by dividing the number of judicial overrides with the number of supervisions opened. Only supervisions with a PSA scores are used in this calculation.

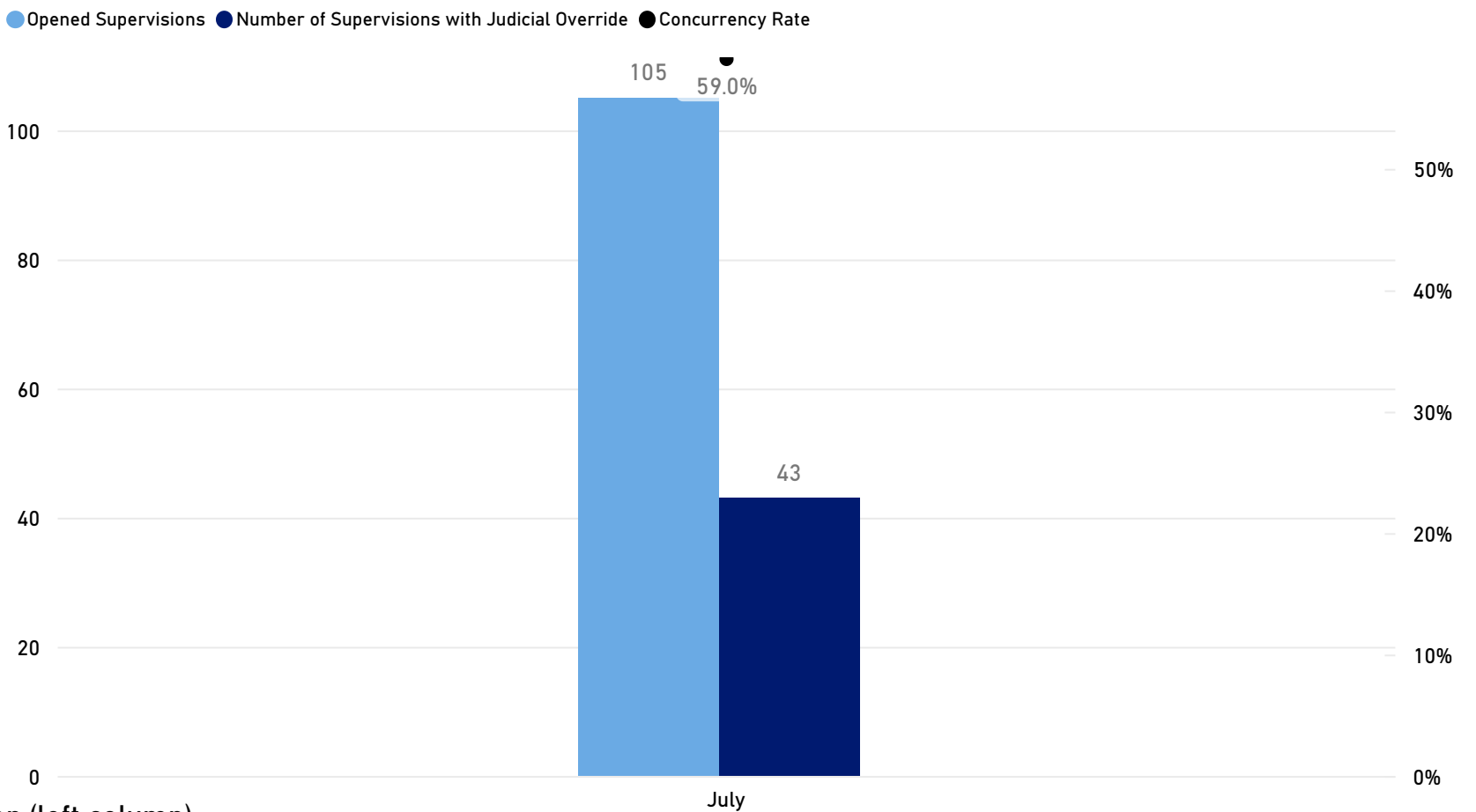
**105**  
Opened Supervisions with PSA

**43**  
Judicial Override

**59.0%**  
Concurrency Rate

Select Race Category:

Select Gender Category:



Release Matrix Recommendation (top) by Release Decision (left column)

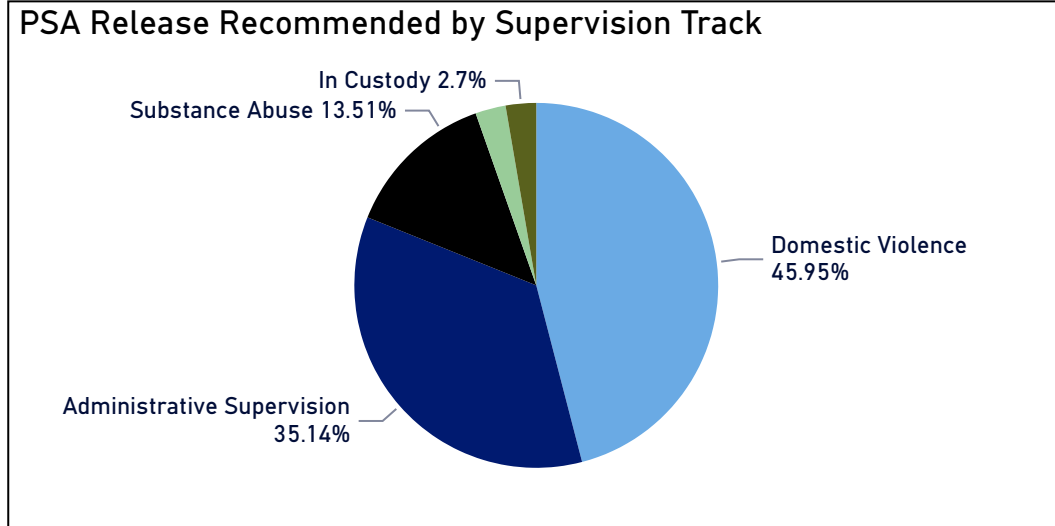
Release Decision	Release	Administrative Supervision	Standard Supervision	Intensive Supervision	Total
Release	1	2	1		4
Administrative Supervision	36	21	2		59
Standard Supervision		2	19		21
Intensive Supervision			1	22	23
<b>Total</b>	<b>37</b>	<b>24</b>	<b>22</b>	<b>22</b>	<b>105</b>

# Court Services: 2023 Concurrency Details

**105** supervisions opened this fiscal year had an associated release recommendation. Of those, **37** had a recommendation of release based on the release condition matrix. Below are the details of these supervisions, including the Pretrial Services supervision track they were assigned to.

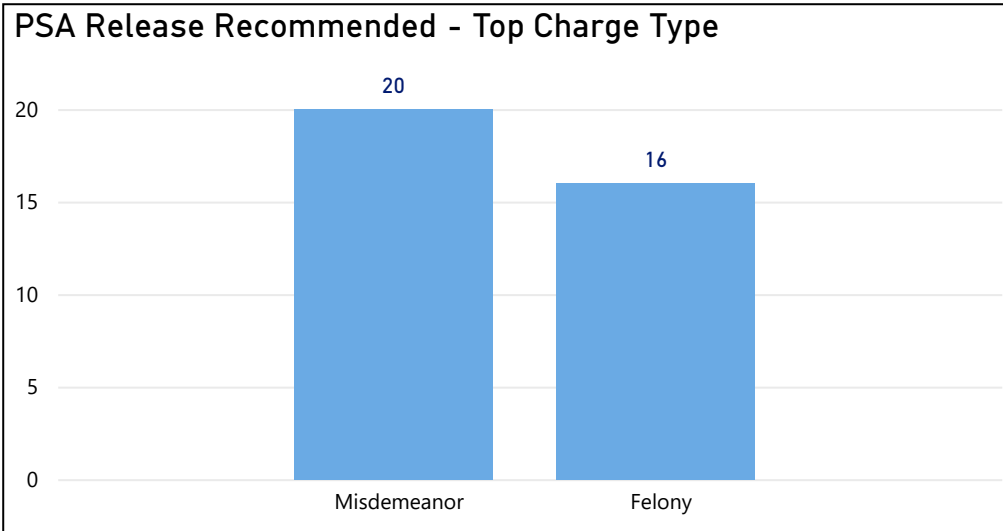
### PSA Release Recommended

Supervision Level	Number of Supervisions
<input type="checkbox"/> Administrative Supervision	35
<input type="checkbox"/> Intensive Supervision	1
<input type="checkbox"/> In Custody	1
<b>Total</b>	<b>37</b>



Select Race Category:

Select Gender Category:



### PSA Release Recommended - Top Charges

Charges	Number of Supervisions
14-33(C)(2) 1389 A1 ASSAULT ON A FEMALE	8
14-33(A) 1368 2 SIMPLE ASSAULT	3
14-277.1 5328 1 COMMUNICATING THREATS	2
14-32.4(B) 1323 H ASSAULT BY STRANGULATION	2
14-87.1 1220 G COMMON LAW ROBBERY	2
90-108(A)(7) 9968 I MAINTN VEH/DWELL/PLACE CS (F)	2
90-95(A)(1) 3516 H PWIMSD SCH II CS	2
14-100 2632 H OBTAIN PROPERTY FALSE PRETENSE	1
14-288.8 5232 F POSSESS WEAPON MASS DESTRUCT	1
14-32.1(F) 1310 A1 ASSAULT INDIV W/ DISABILITY	1
14-33(C)(1) 1388 A1 ASSAULT WITH A DEADLY WEAPON	1
14-33(C)(4) 1391 A1 ASSAULT GOVT OFFICIAL/EMPLY	1

# Community Supervision: July Assignments

**120** Supervisions Opened

**108** Supervisions Closed

A person can be assigned to pretrial supervision by a district or superior court judge. They can be assigned to supervision on all or just select pending charges. For the purposes of this dashboard, a supervision is counted as one supervision regardless of the number of charges the person has been assigned to supervision for. For example, if a person has six pending charges in Buncombe County, and they have been assigned to supervision on four of those charges, that is counted as one supervision.

Select Race Category:

Black

White

◇

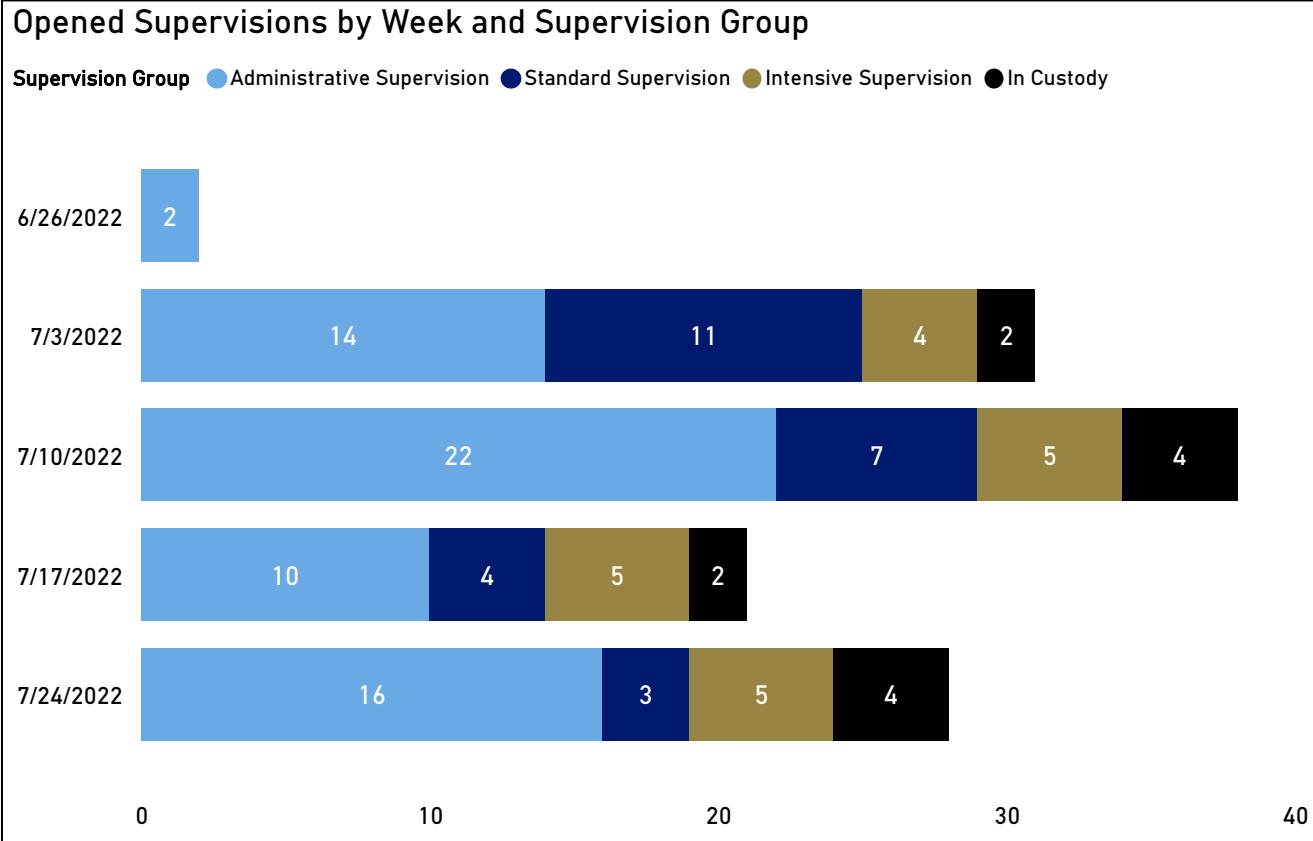
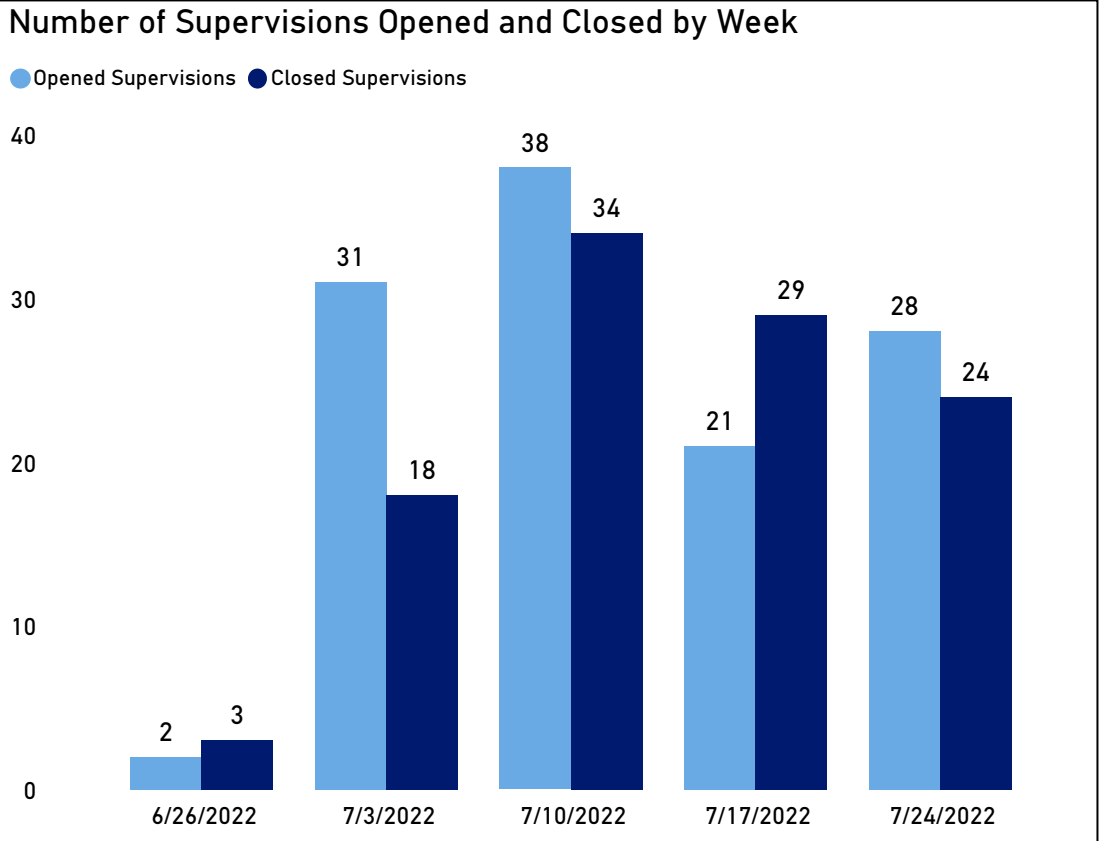
Select Gender Category:

◇

Female

Male

None



# Community Supervision: FY (Blank) Caseload

# 748

Average Daily Caseload

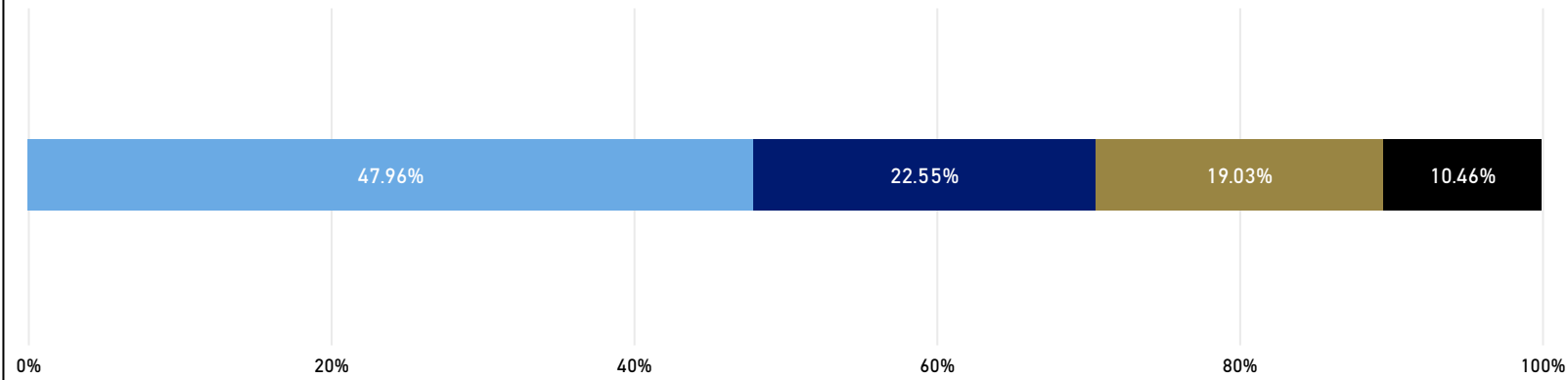
Select Race Category:

Black

White

## Average Daily Caseload by Supervision Group

Supervision Group ● Administrative Supervision ● Standard Supervision ● Intensive Supervision ● In Custody

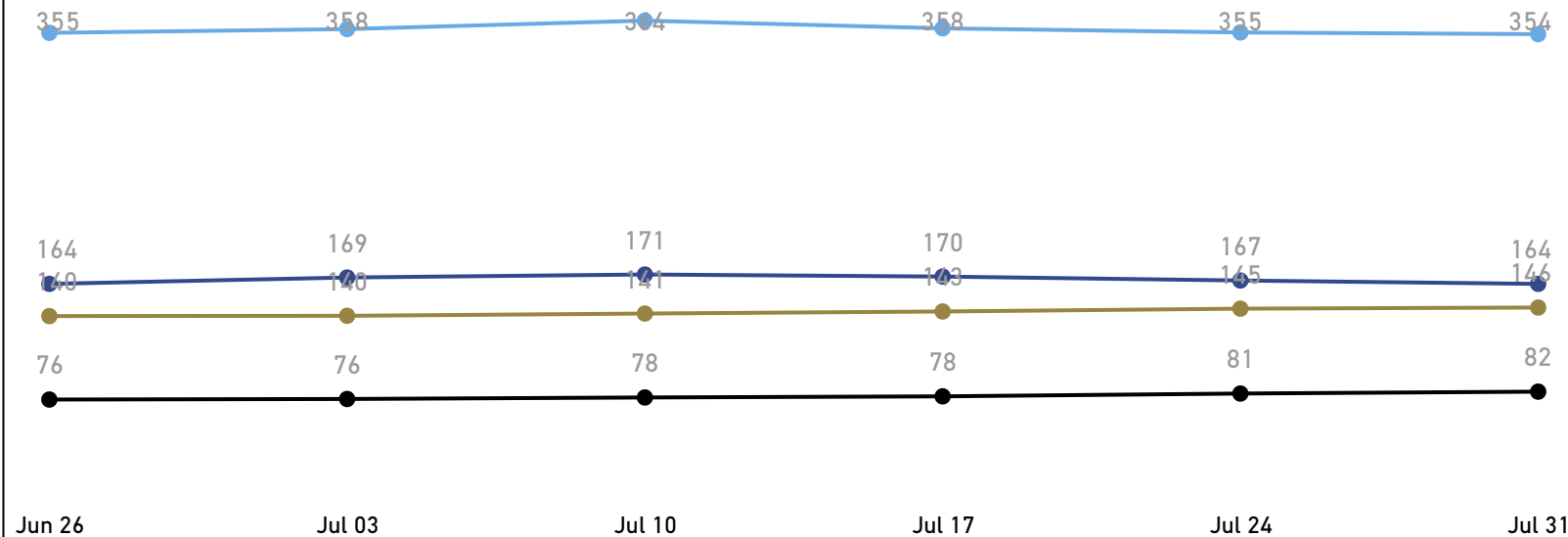


## Average Daily Caseload

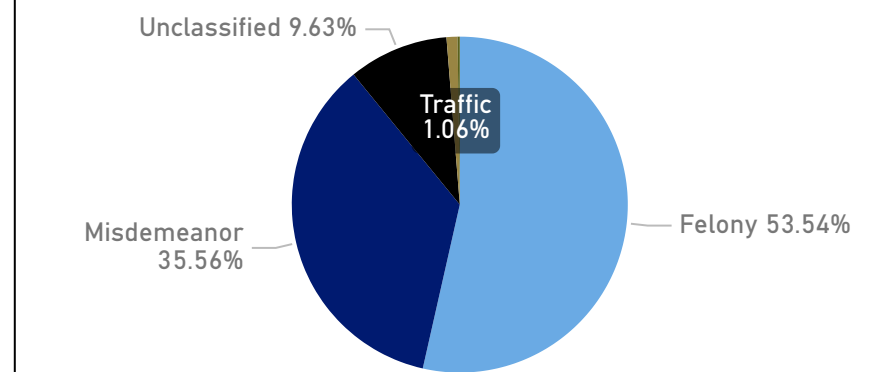
Fiscal Month	Female	Male	Total
July	172	576	748

## Average Daily Caseload by Week

Supervision Group ● Administrative Supervision ● Standard Supervision ● Intensive Supervision ● In Custody



## Average Daily Caseload by Top Charge Type



In some situations, a person is booked into jail on a charge that is not assigned a charge type in the database. In these circumstances, the charge is listed as "Unclassified." Examples of such charges include pretrial violations, local ordinances, and certain types of drug charges.

# Community Supervision: FY 2023 Technical Violation Rate

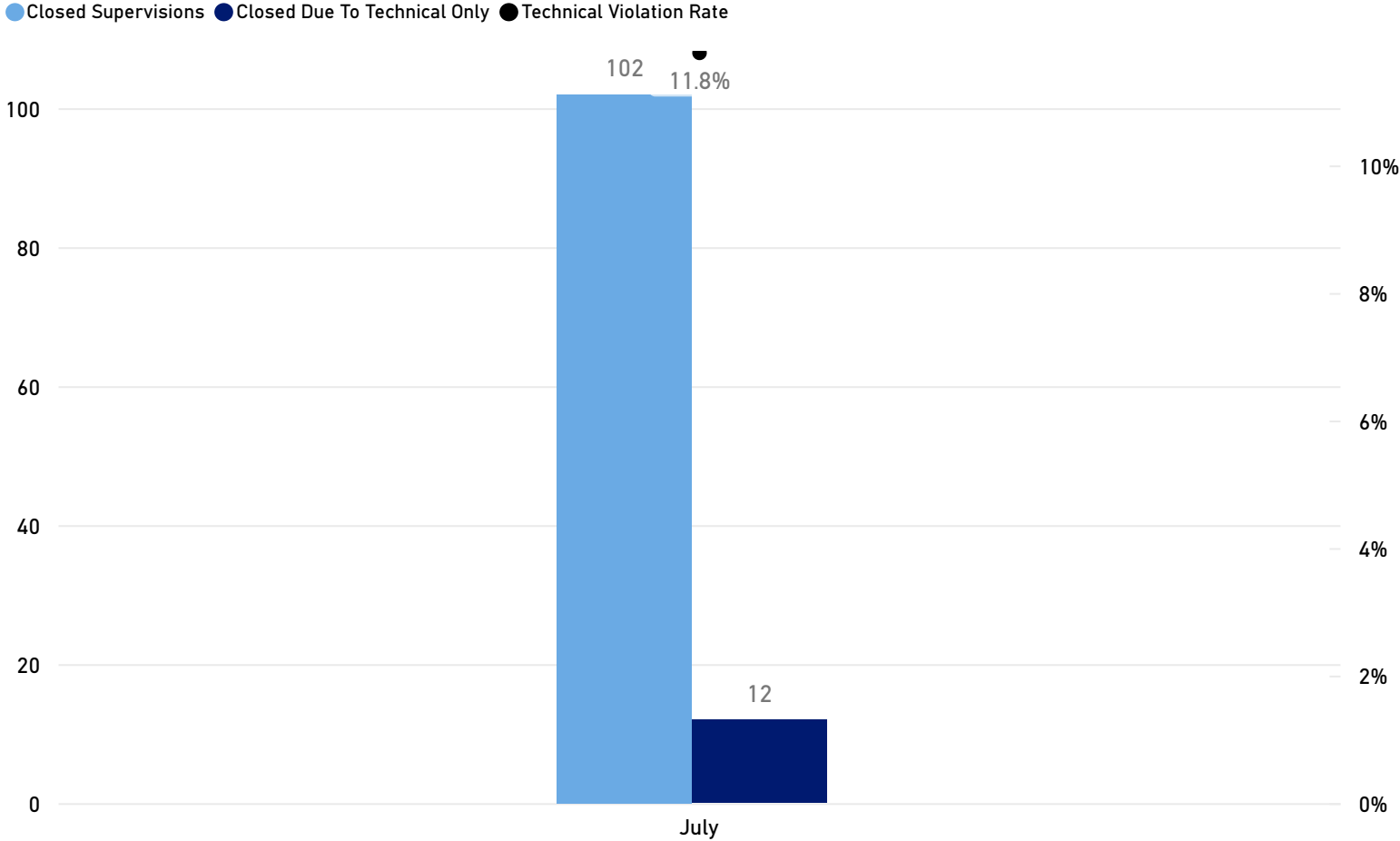
102  
Closed Supervisions

12  
Closed - Technical Only

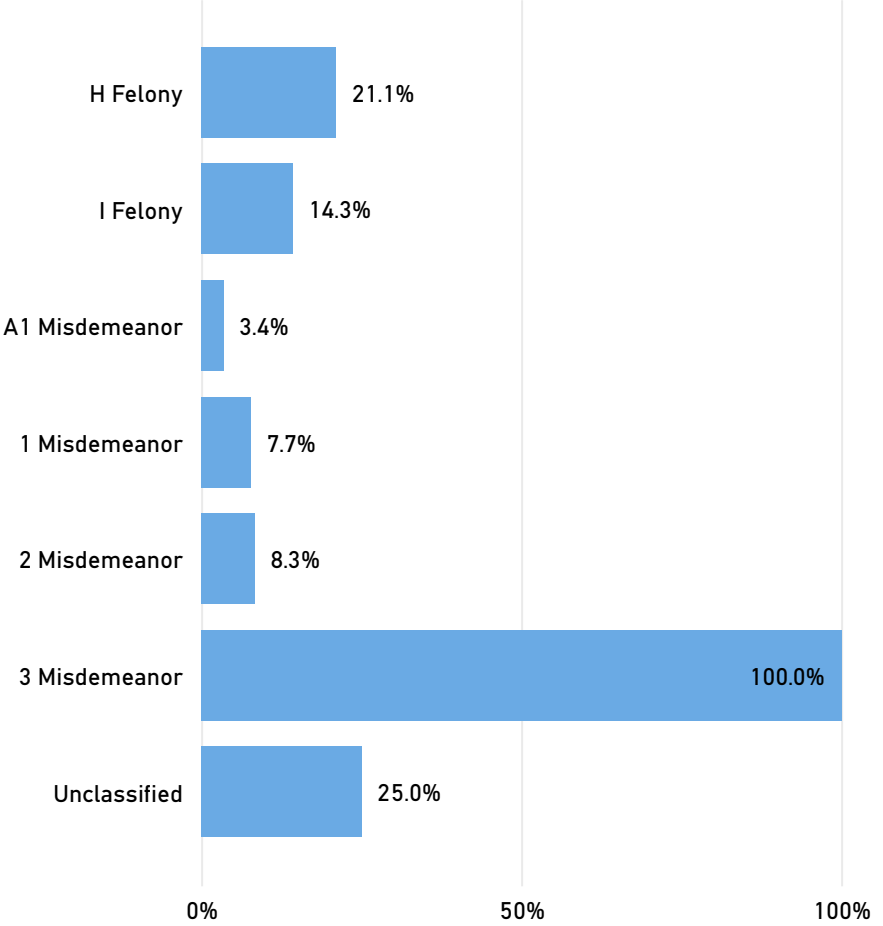
Technical Violation Rate  
**11.8%** ✓  
Goal: 14.8%

When a supervision is closed, it is flagged as successful or unsuccessful. Unsuccessful supervisions are closed due to the following reasons: a new charge occurs, an individual fails to appear in court, an individual violates release conditions set forth by a judge (technical violation), or some combination thereof. A closed supervision that is unsuccessful is counted as a technical violation if "technical violation" is the only disposition reason identified on the supervision. Pretrial Services has set a goal of no more than 14.8% of cases closed be due only to a technical violation. Technical Violation Rate does not include supervisions that were never released from custody.

Technical Violations by Month



Technical Violation Rate by Top Charge Offense Level



# Community Supervision: FY 2023 Public Safety Rate

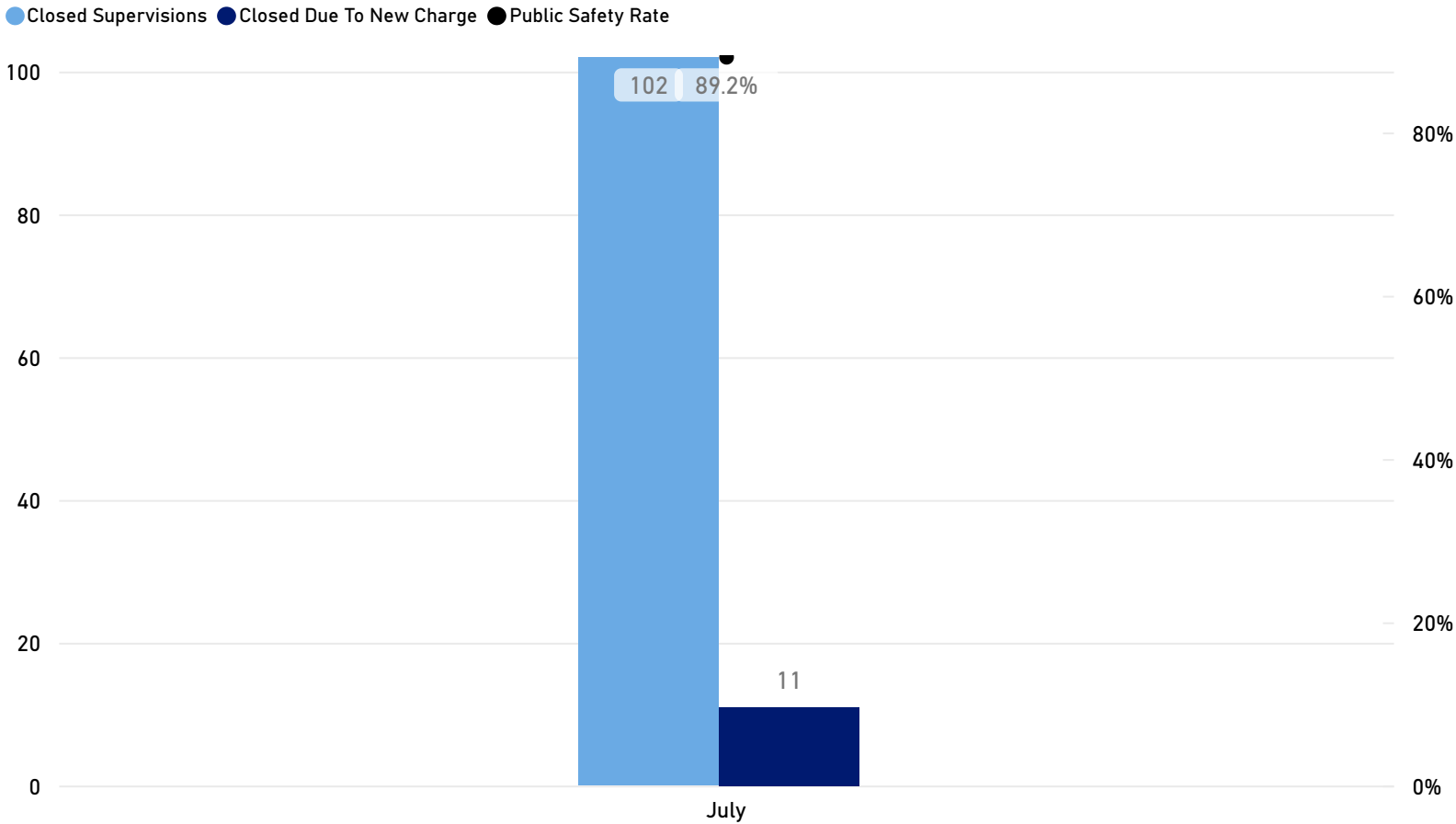
102  
Closed Supervisions

11  
Closed - New Charge

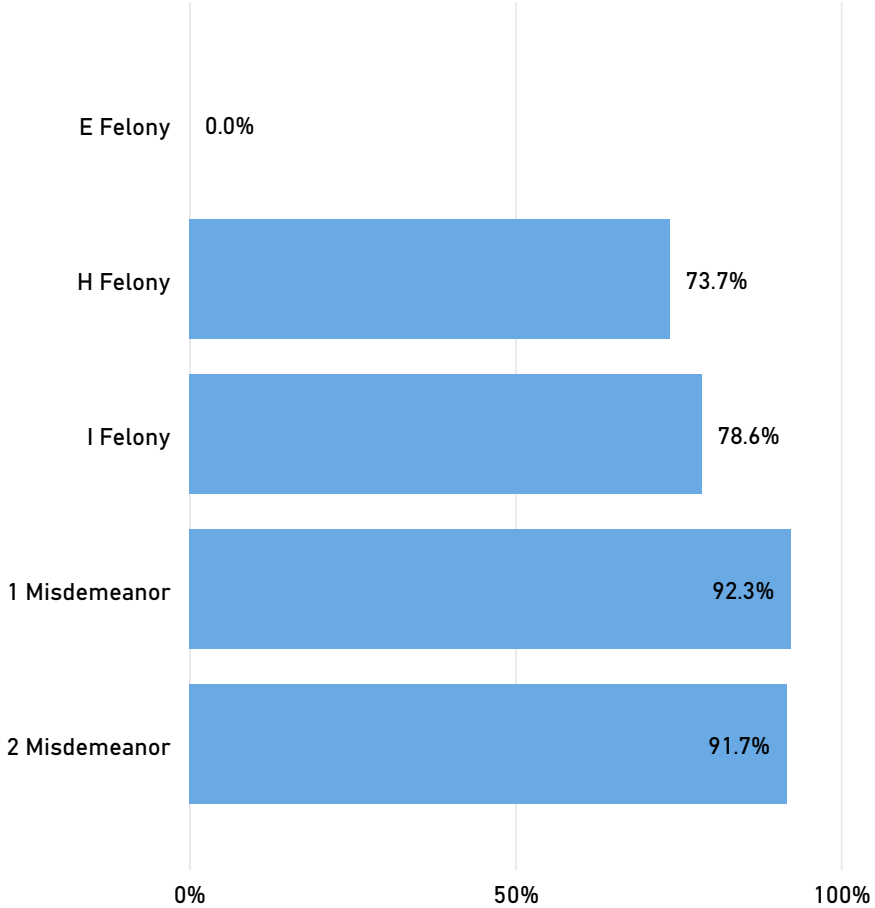
Public Safety Rate  
**89.2%!**  
Goal: 90.0%

When a supervision is closed, it is flagged as successful or unsuccessful. Unsuccessful supervisions are closed due to the following reasons: a new charge occurs, an individual fails to appear in court, an individual violates release conditions (technical violation), or some combination thereof. A closed supervision that is unsuccessful is closed due to new charge if "new charge" is one of the disposition reasons identified on the supervision. Pretrial Services has set a goal that at least 90% of supervisions are closed without the client receiving a new charge during the supervision. Public Safety Rate does not include supervisions that were never released from custody.

### New Charges by Month



### Public Safety Rate by Top Charge Offense Level





# Community Supervision: FY 2023 Appearance Rate

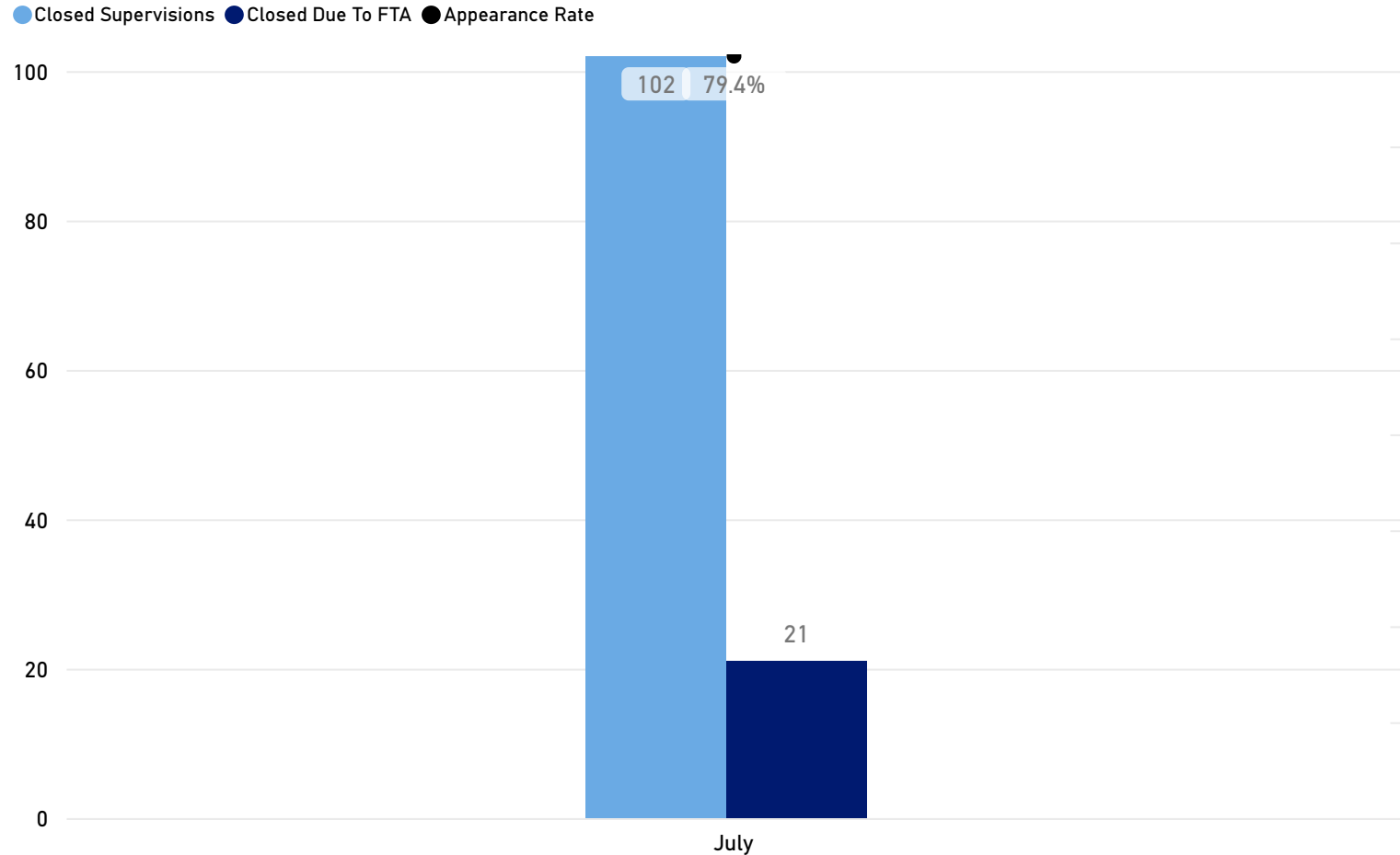
102  
Closed Supervisions

21  
Closed Due To FTA

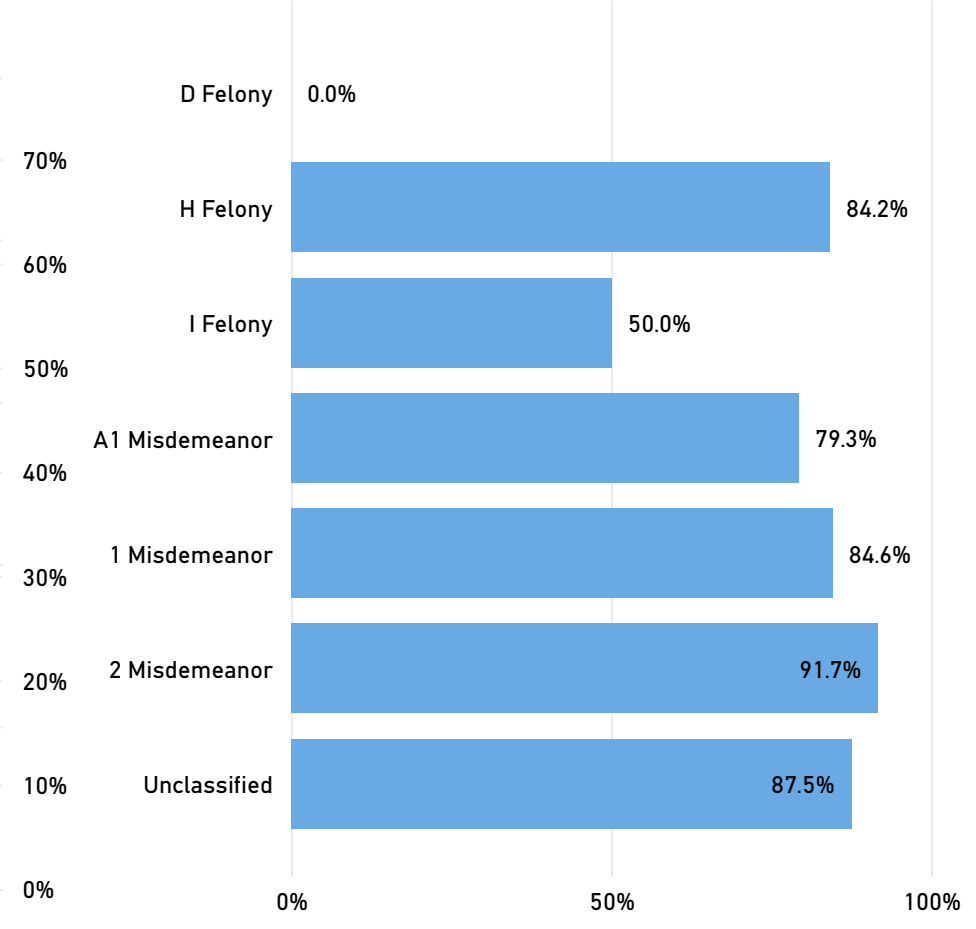
Appearance Rate  
**79.4%!**  
Goal: 90.0%

When a supervision is closed, it is flagged as successful or unsuccessful. Unsuccessful supervisions are closed due to the following reasons: a new charge occurs, an individual fails to appear in court, an individual violates release conditions (technical violation), or some combination thereof. A closed supervision that is unsuccessful is closed due to FTA if "FTA" is one of the disposition reasons identified on the supervision. Pretrial Services has set a goal that at least 90% of case are closed without the client receiving an order for arrest due to a failure to appear during the supervision. Appearance Rate does not include supervisions that were never released from custody.

## FTAs by Month



## Appearance Rate by Top Charge Offense Level



# Community Supervision: FY 2023 Compliance

102  
Closed Supervisions

58  
Compliant  
44  
Non-Compliant

56.9%  
Compliant  
43.1%  
Non-Compliant

A supervision is defined as compliant if it is closed without a technical violation, a new charge, or a failure to appear. Pretrial Services aims for technical violation rates closer to 0% while appearance and public safety rates should be closer to 100%.

Select Gender Category:

Female

None

Male

## Supervision Compliance by Race

### Black

13  
Closed Compliant  
50.0%  
Compliance Rate

### White

45  
Closed Compliant  
59.2%  
Compliance Rate

● Technical Violation Rate ● Appearance Rate ● Public Safety Rate

