



PRETRIAL SERVICES

Court Services

Public Safety Assessment Volume, Accuracy, Risk Factors, and Concurrency

Community Supervision

Open and Closed Supervisions, Caseload Demographics, Technical Violation Rate, Public Safety Rate, and Appearance Rate

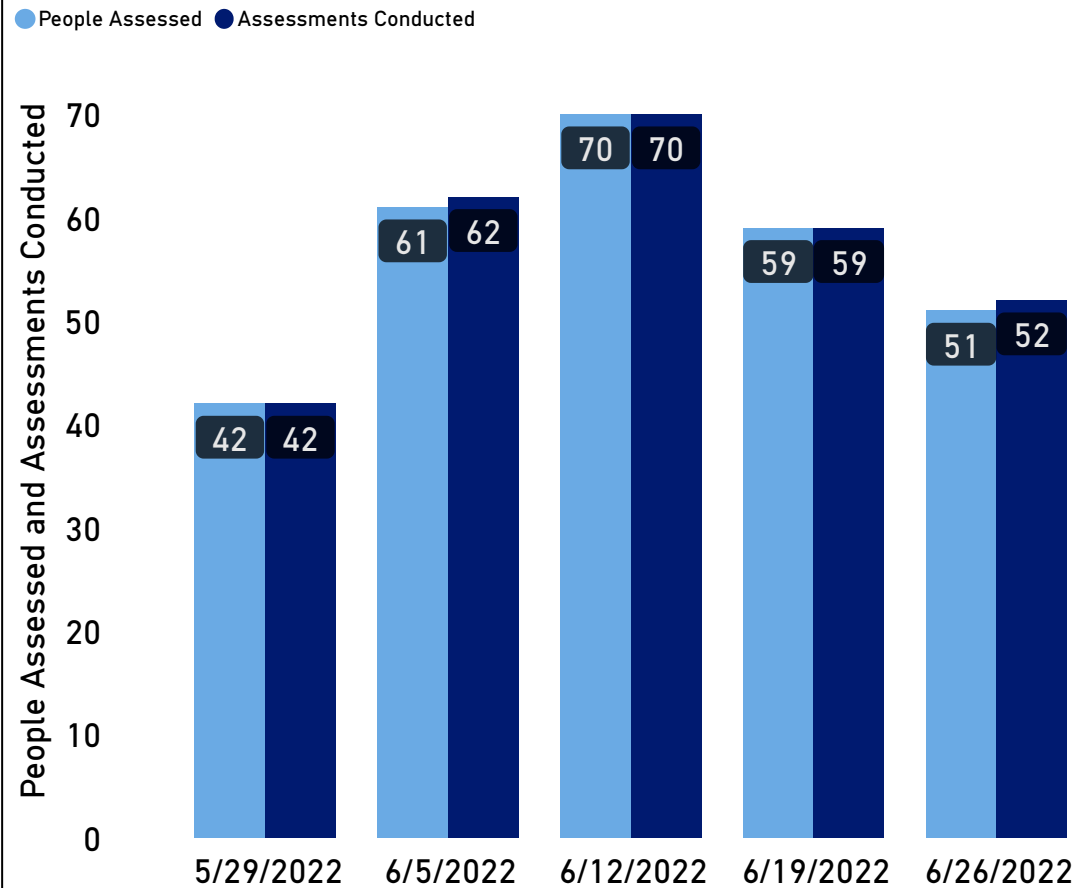
To navigate through this dashboard, use the previous (<) and next (>) page buttons below.



Court Services: June PSA Volume

The Public Safety Assessment (PSA) is an actuarial tool that uses factors to predict pretrial success or failure. The PSA, along with other information, can be used to help inform release decisions. The PSA does not make release decisions. For more information about the PSA, see [Advance Pretrial Policy & Research](#).

Volume of PSAs & People Assessed by Week

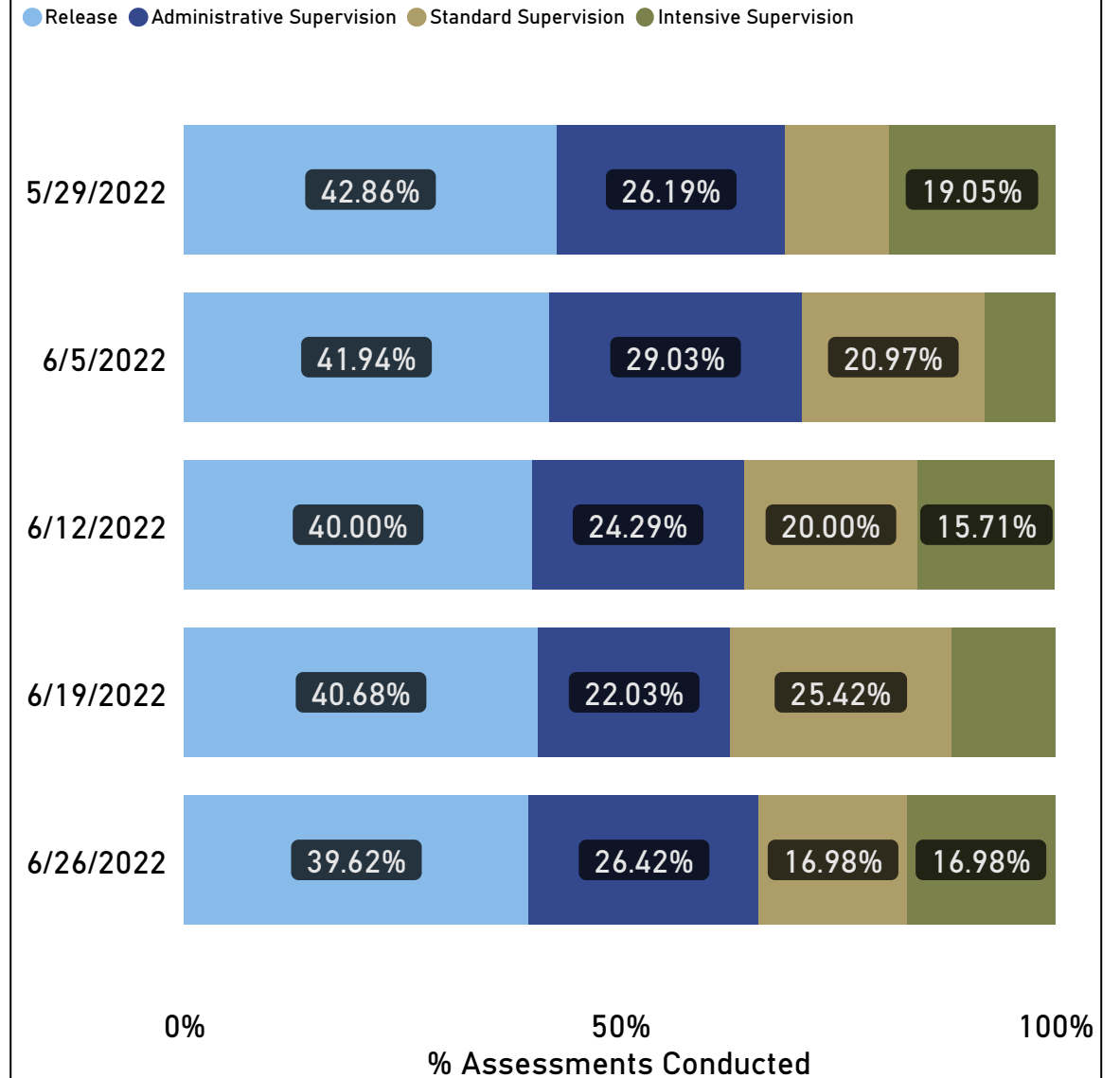


285 Assessments

277 People

0 Overrides

PSA Recommendation by Week



Court Services: 2022 Concurrency Rate

Concurrency refers to the rate at which the recommendation provided by the release matrix aligns with the release decision made by the judicial official. It is important to note the PSA and release matrix are just two of multiple sources of information a judicial official can use when making a release decision. Neither the PSA nor release matrix directs a judicial official as to if and under what conditions a person should be released. Therefore, the concurrency rate will never be 100%.

On each supervision assignment, there is a judicial override flag that indicates a deviation from the release matrix recommendation. The concurrency rate is calculated by dividing the number of judicial overrides with the number of supervisions opened. Only supervisions with a PSA scores are used in this calculation.

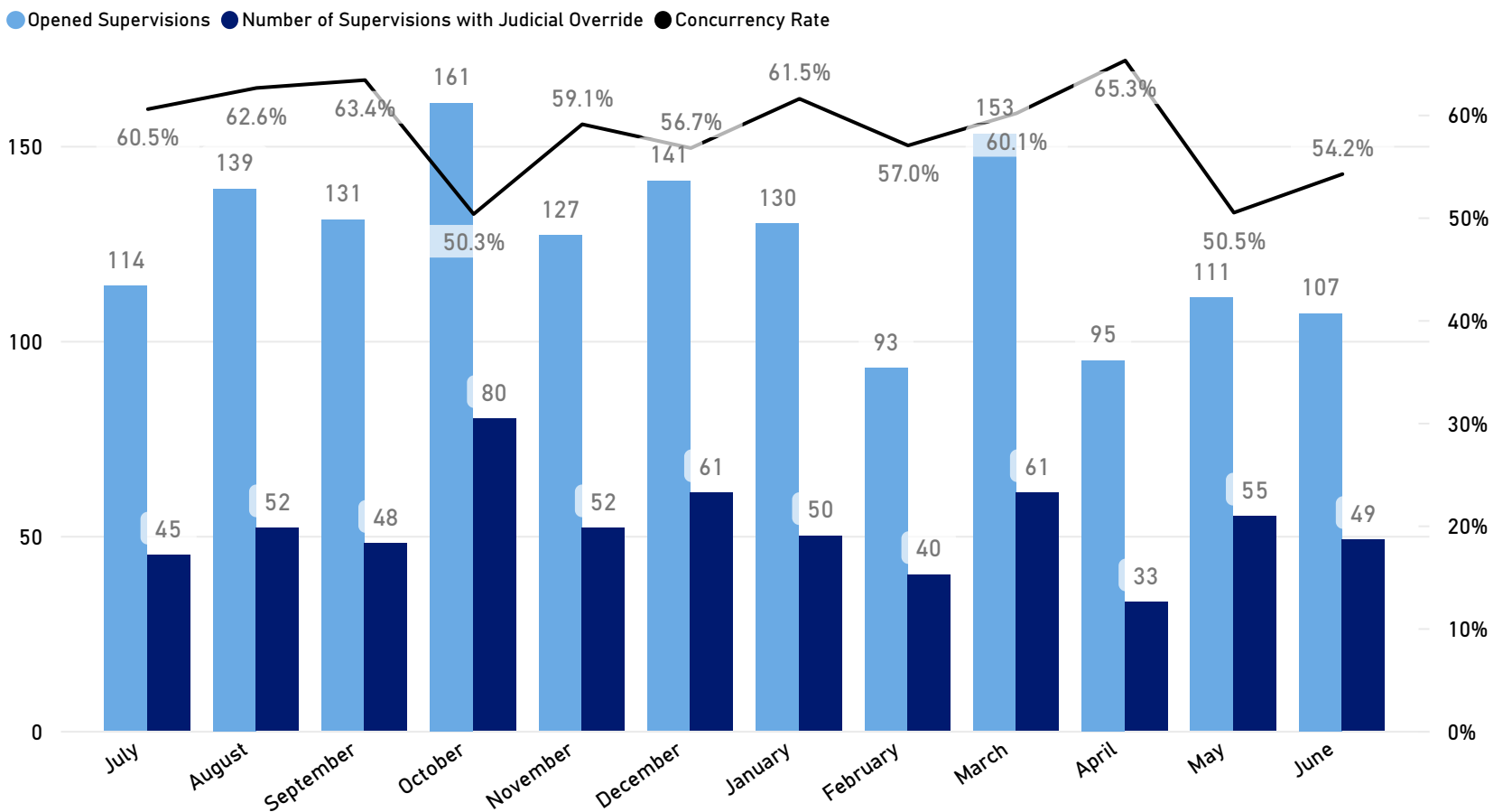
1,502
Opened Supervisions with PSA

626
Judicial Override

58.3%
Concurrency Rate

Select Race Category: American Indian / Alas... Black White Asian / Pacific Islander

Select Gender Category: Female Male None



Release Matrix Recommendation (top) by Release Decision (left column)

Release Decision	Release	Administrative Supervision	Standard Supervision	Intensive Supervision	Total
Release		1			1
Administrative Supervision	576	336	4	1	917
Standard Supervision	19	6	292	1	318
Intensive Supervision	8	7	6	253	274
Total	601	346	299	255	1,501

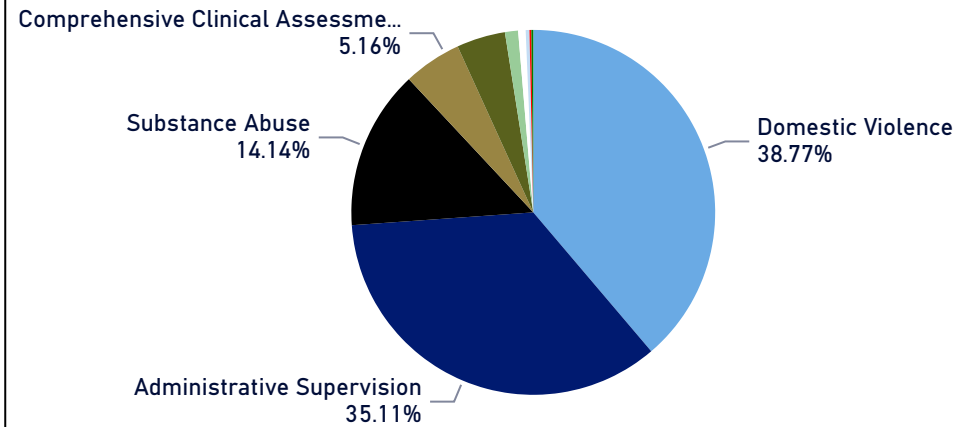
Court Services: 2022 Concurrency Details

1,502 supervisions opened this fiscal year had an associated release recommendation. Of those, **601** had a recommendation of release based on the release condition matrix. Below are the details of these supervisions, including the Pretrial Services supervision track they were assigned to.

PSA Release Recommended

Supervision Level	Number of Supervisions
<input type="checkbox"/> Administrative Supervision	535
<input type="checkbox"/> Standard Supervision	23
<input type="checkbox"/> Intensive Supervision	17
<input type="checkbox"/> In Custody	26
Total	601

PSA Release Recommended by Supervision Track



Select Race Category:

American Indian / Alas...

Asian / Pacific Islander

Black

White

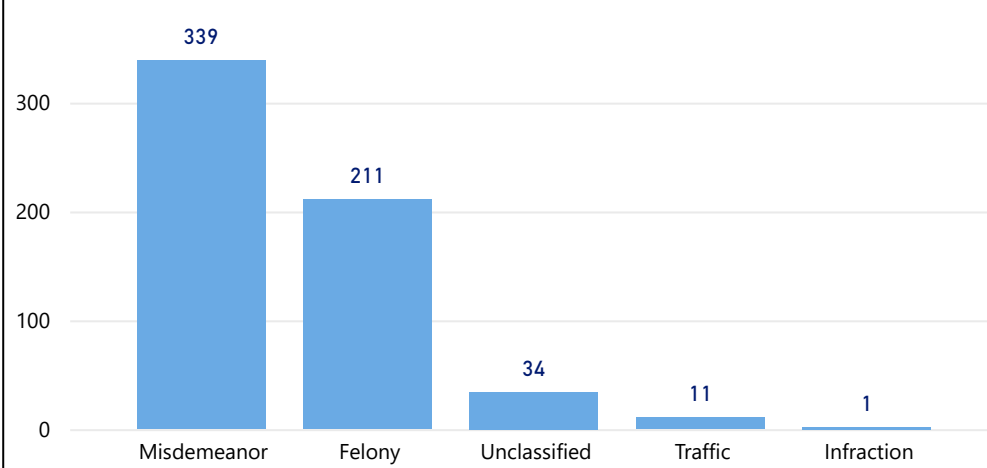
Select Gender Category:

Female

None

Male

PSA Release Recommended - Top Charge Type



PSA Release Recommended - Top Charges

Charges	Number of Supervisions
14-33(C)(2) 1389 A1 ASSAULT ON A FEMALE	123
14-33(A) 1368 2 SIMPLE ASSAULT	62
90-95(A)(3) 3465 I POSSESS METHAMPHETAMINE	30
14-277.1 5328 1 COMMUNICATING THREATS	24
14-72(A) 2322 1 MISDEMEANOR LARCENY	21
14-32.4(B) 1323 H ASSAULT BY STRANGULATION	18
90-95(A)(3) 3523 I FELONY POSSESSION SCH II CS	15
14-33(A) 1336 2 ASSAULT AND BATTERY	14
90-113.22(A) 3401 1 POSSESS DRUG PARAPHERNALIA	13
14-33(C)(1) 1388 A1 ASSAULT WITH A DEADLY WEAPON	12
20-138.1 5405 NONE DRIVING WHILE IMPAIRED	11
14-54(A) 2212 H BREAKING AND OR ENTERING (F)	10

Community Supervision: June Assignments

135 Supervisions Opened

98 Supervisions Closed

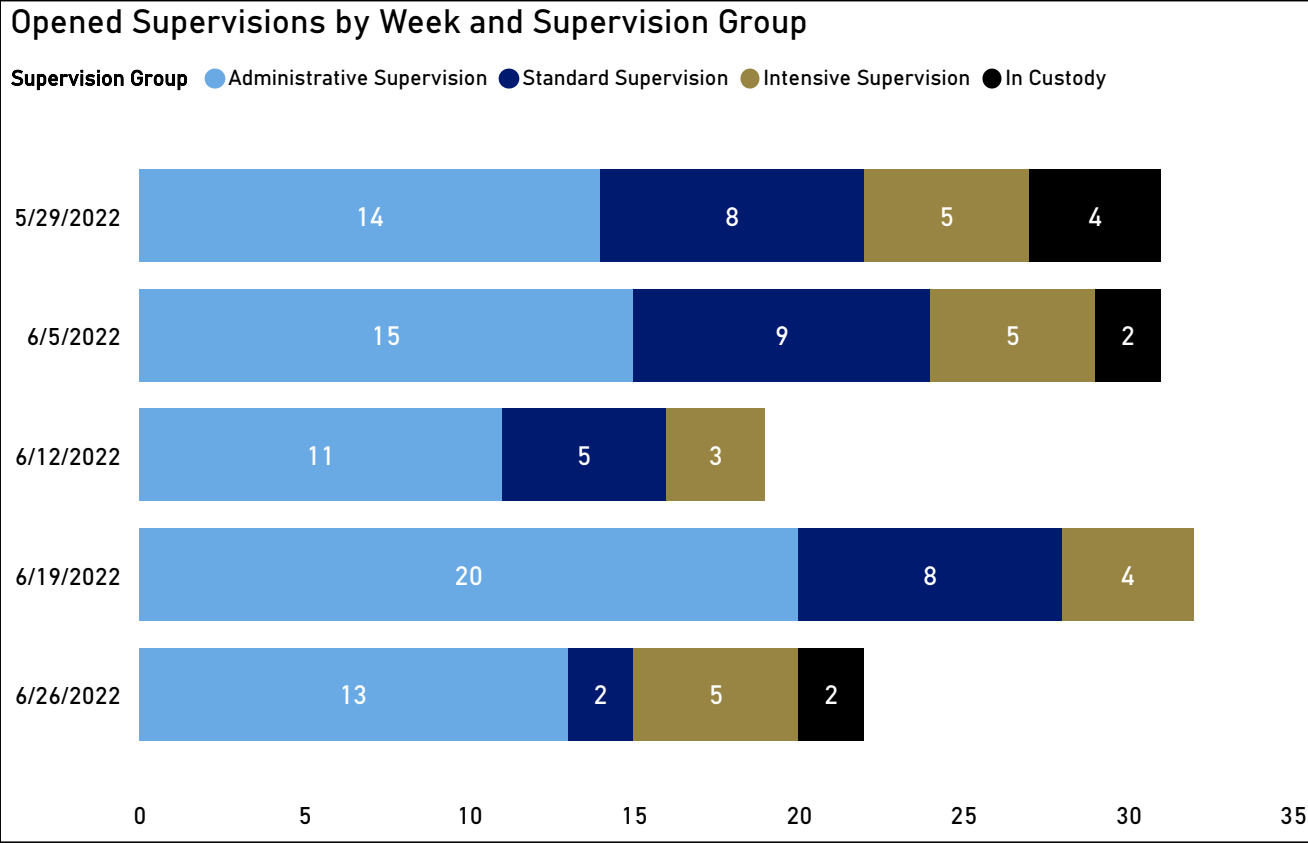
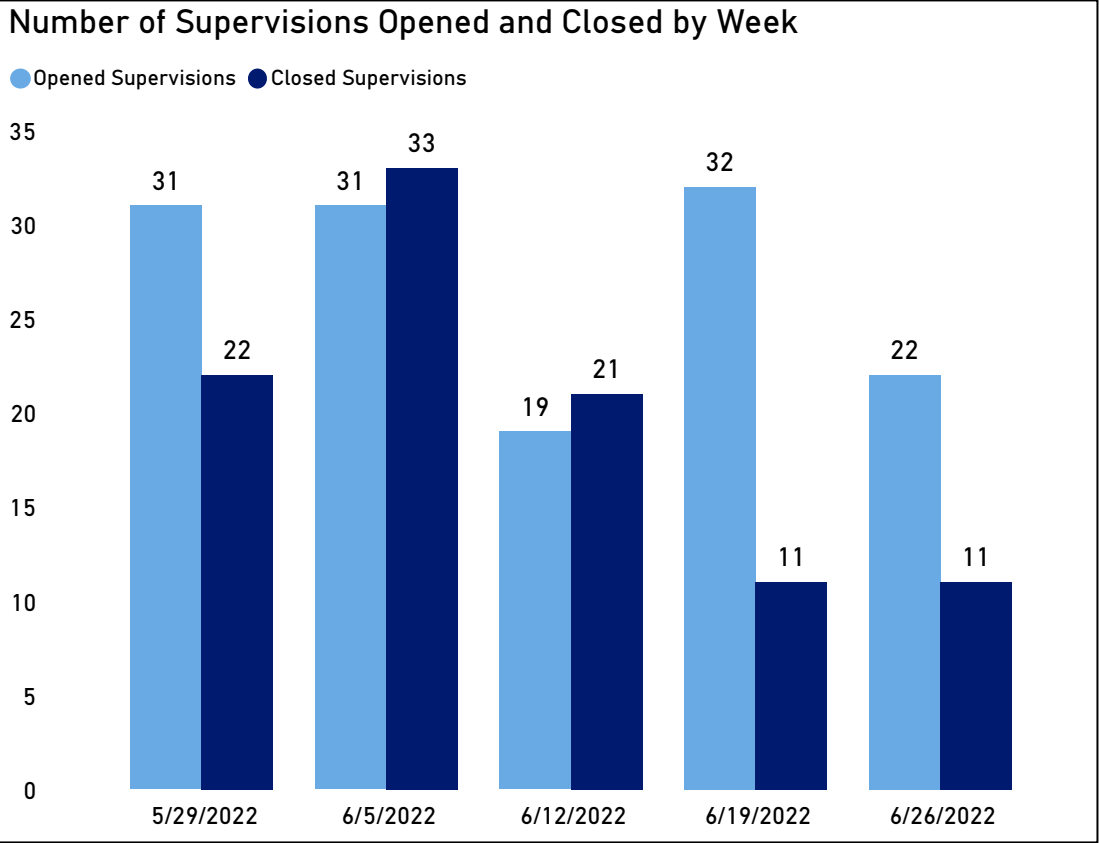
A person can be assigned to pretrial supervision by a district or superior court judge. They can be assigned to supervision on all or just select pending charges. For the purposes of this dashboard, a supervision is counted as one supervision regardless of the number of charges the person has been assigned to supervision for. For example, if a person has six pending charges in Buncombe County, and they have been assigned to supervision on four of those charges, that is counted as one supervision.

Select Race Category:

- American Indian / Alaskan Native
- Asian / Pacific Islander
- Black
- White

Select Gender Category:

- Female
- Male
- None



Community Supervision: FY (Blank) Caseload

760

Average Daily Caseload

Select Race Category:

American Indian / ...

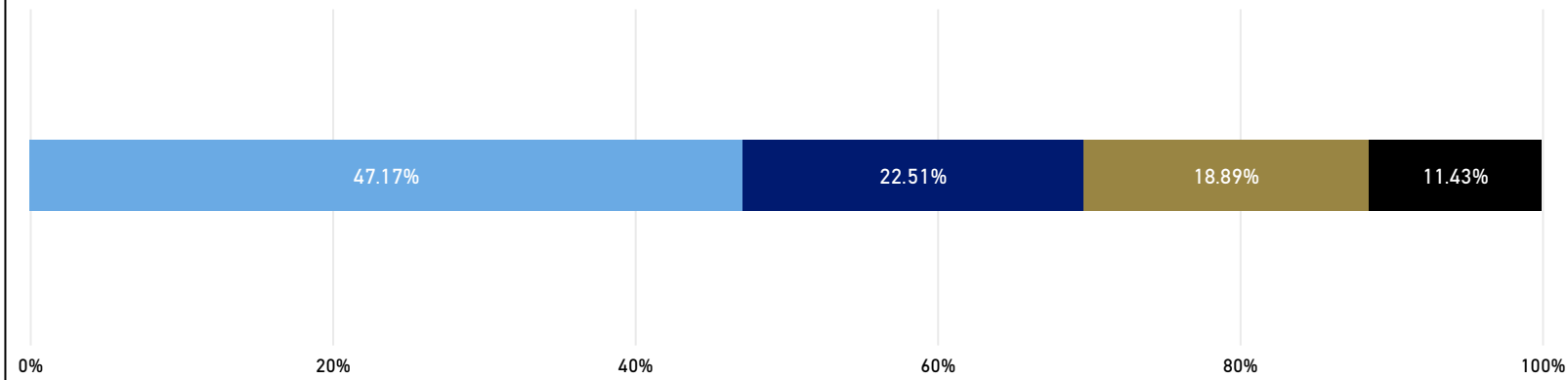
Black

White

Asian / Pacific Isla...

Average Daily Caseload by Supervision Group

Supervision Group ● Administrative Supervision ● Standard Supervision ● Intensive Supervision ● In Custody

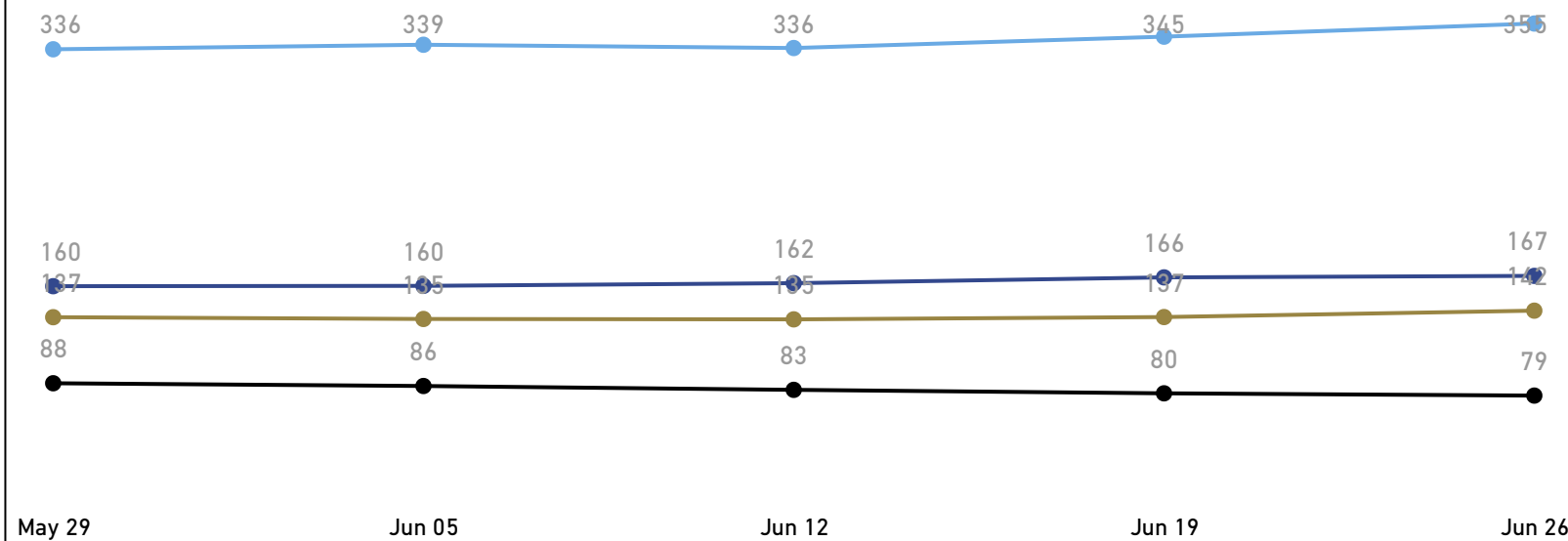


Average Daily Caseload

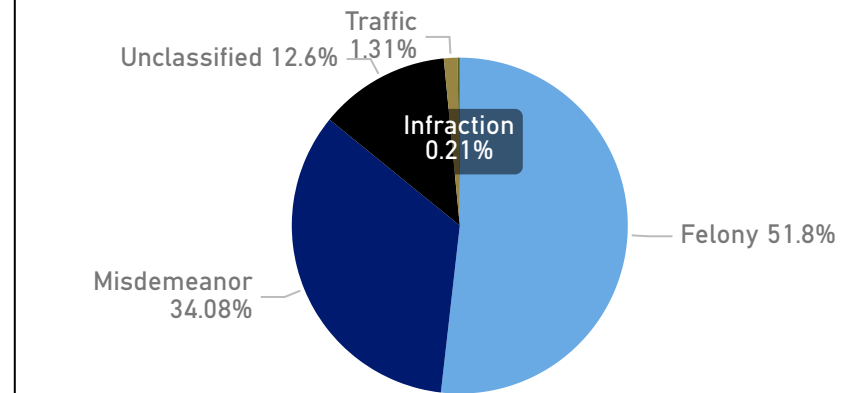
Fiscal Month	Female	Male	Total
July	191	656	846
August	187	599	786
September	186	583	768
October	190	575	765
November	190	555	746
December	198	549	747
January	207	570	777
February	198	587	785
March	179	564	742
April	173	557	730
May	163	539	702
June	167	558	725

Average Daily Caseload by Week

Supervision Group ● Administrative Supervision ● Standard Supervision ● Intensive Supervision ● In Custody



Average Daily Caseload by Top Charge Type



In some situations, a person is booked into jail on a charge that is not assigned a charge type in the database. In these circumstances, the charge is listed as "Unclassified." Examples of such charges include pretrial violations, local ordinances, and certain types of drug charges.

Community Supervision: FY 2022 Technical Violation Rate

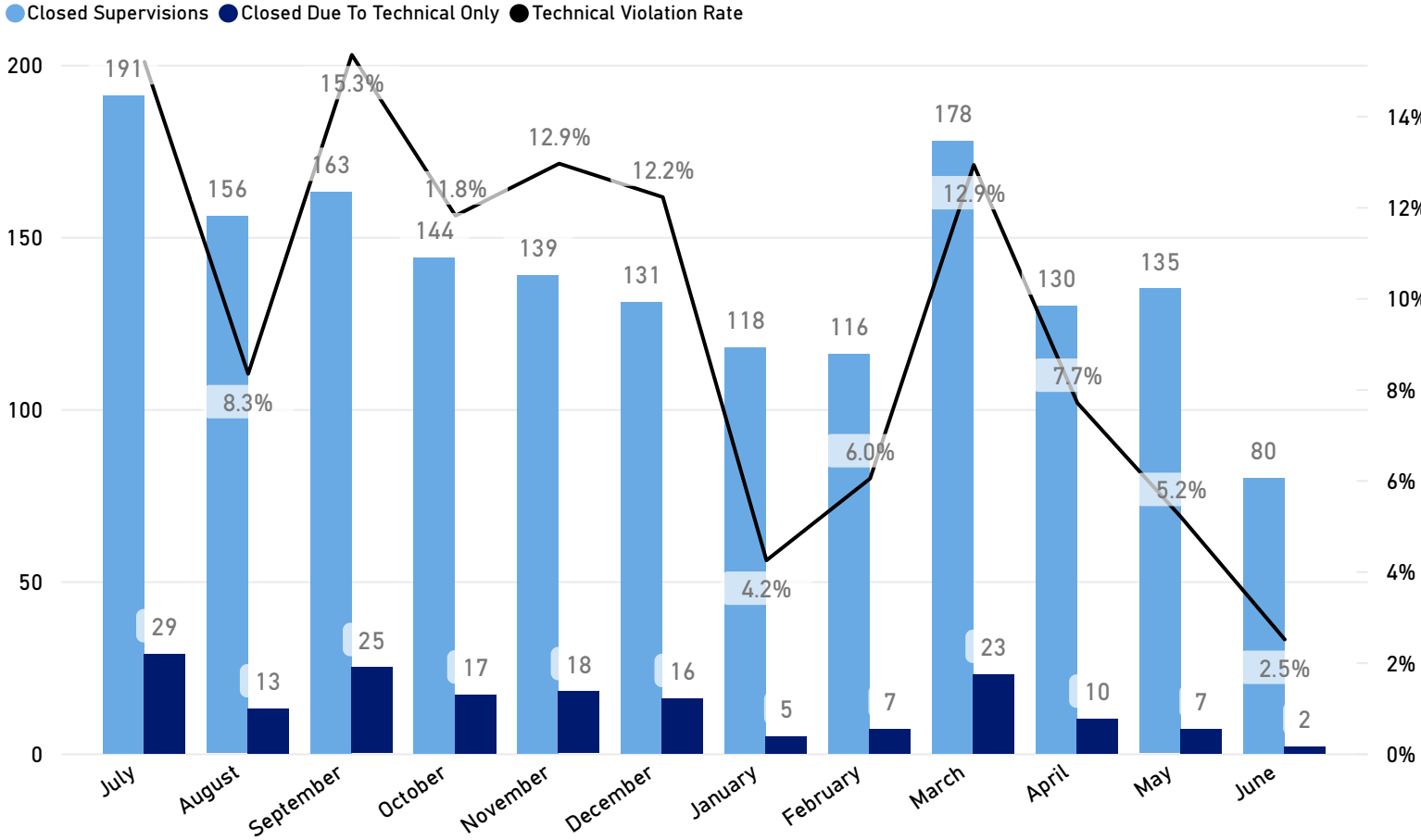
1,681
Closed Supervisions

172
Closed - Technical Only

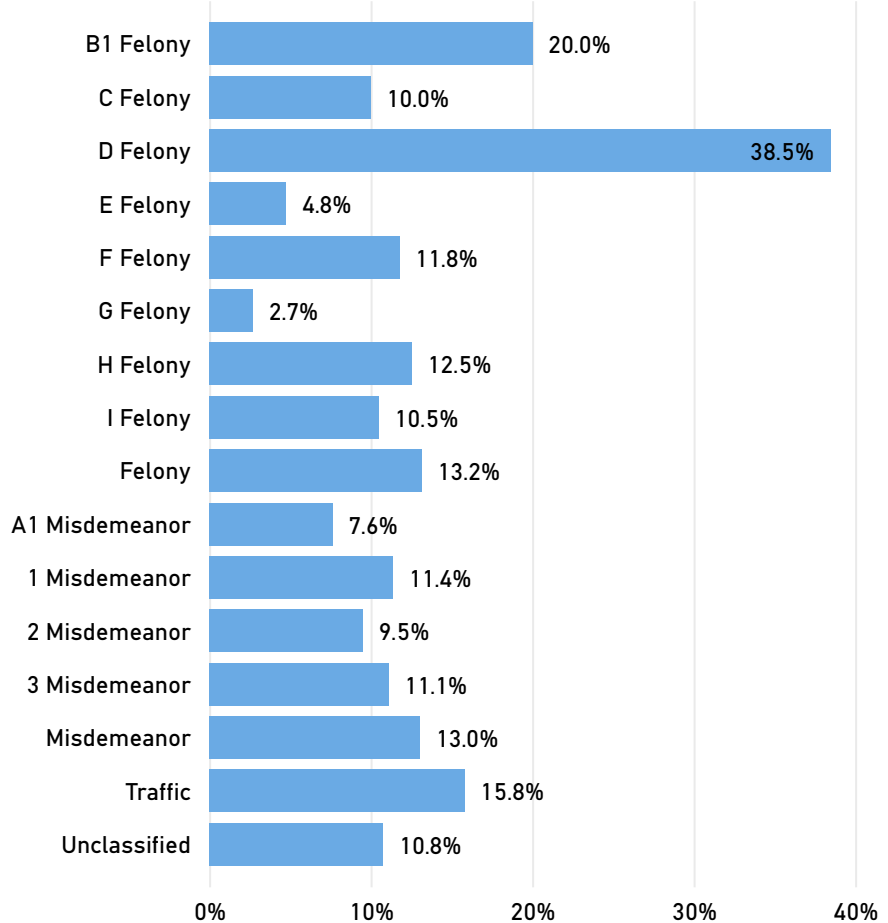
Technical Violation Rate
10.2% ✓
Goal: 14.8%

When a supervision is closed, it is flagged as successful or unsuccessful. Unsuccessful supervisions are closed due to the following reasons: a new charge occurs, an individual fails to appear in court, an individual violates release conditions set forth by a judge (technical violation), or some combination thereof. A closed supervision that is unsuccessful is counted as a technical violation if "technical violation" is the only disposition reason identified on the supervision. Pretrial Services has set a goal of no more than 14.8% of cases closed be due only to a technical violation. Technical Violation Rate does not include supervisions that were never released from custody.

Technical Violations by Month



Technical Violation Rate by Top Charge Offense Level



Community Supervision: FY 2022 Public Safety Rate

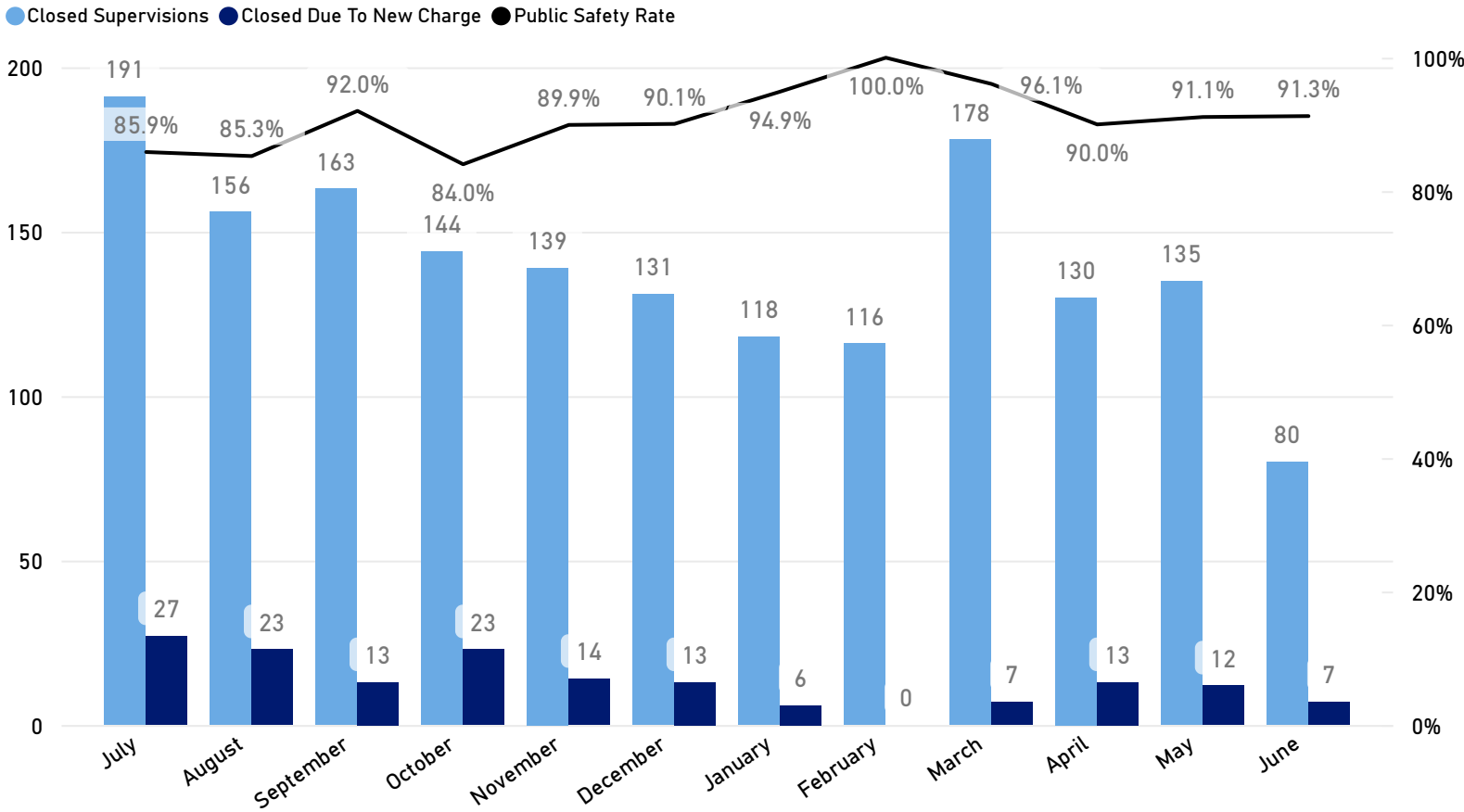
1,681
Closed Supervisions

158
Closed - New Charge

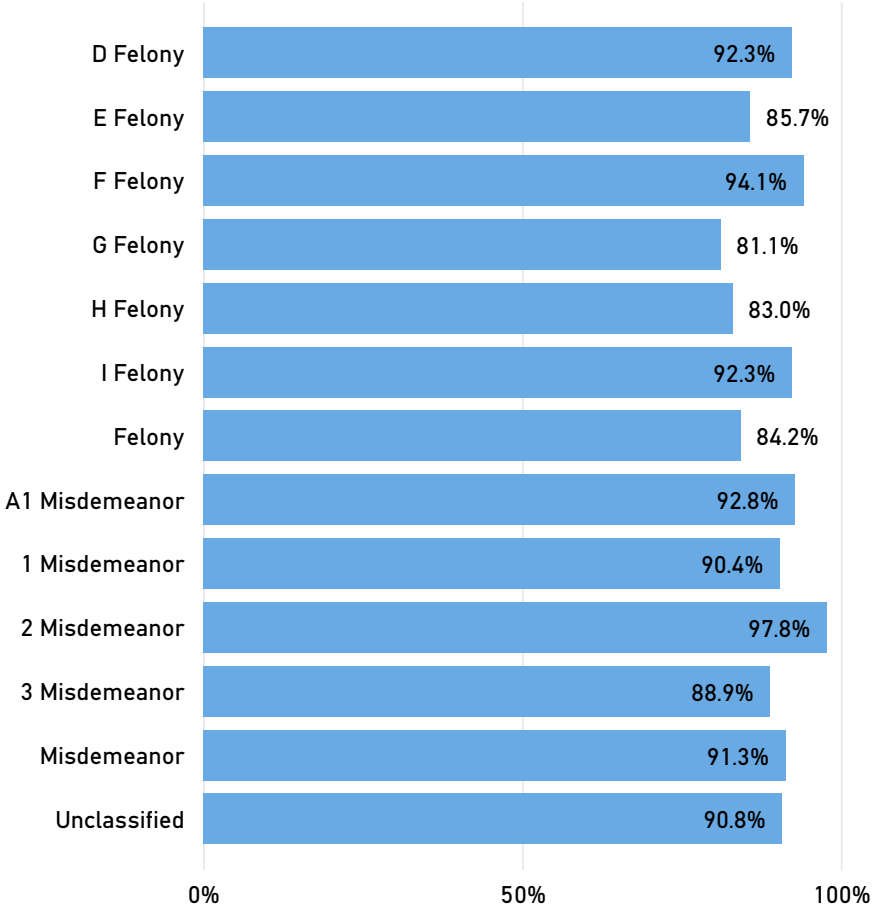
Public Safety Rate
90.6% ✓
Goal: 90.0%

When a supervision is closed, it is flagged as successful or unsuccessful. Unsuccessful supervisions are closed due to the following reasons: a new charge occurs, an individual fails to appear in court, an individual violates release conditions (technical violation), or some combination thereof. A closed supervision that is unsuccessful is closed due to new charge if "new charge" is one of the disposition reasons identified on the supervision. Pretrial Services has set a goal that at least 90% of supervisions are closed without the client receiving a new charge during the supervision. Public Safety Rate does not include supervisions that were never released from custody.

New Charges by Month



Public Safety Rate by Top Charge Offense Level



Community Supervision: FY 2022 Appearance Rate

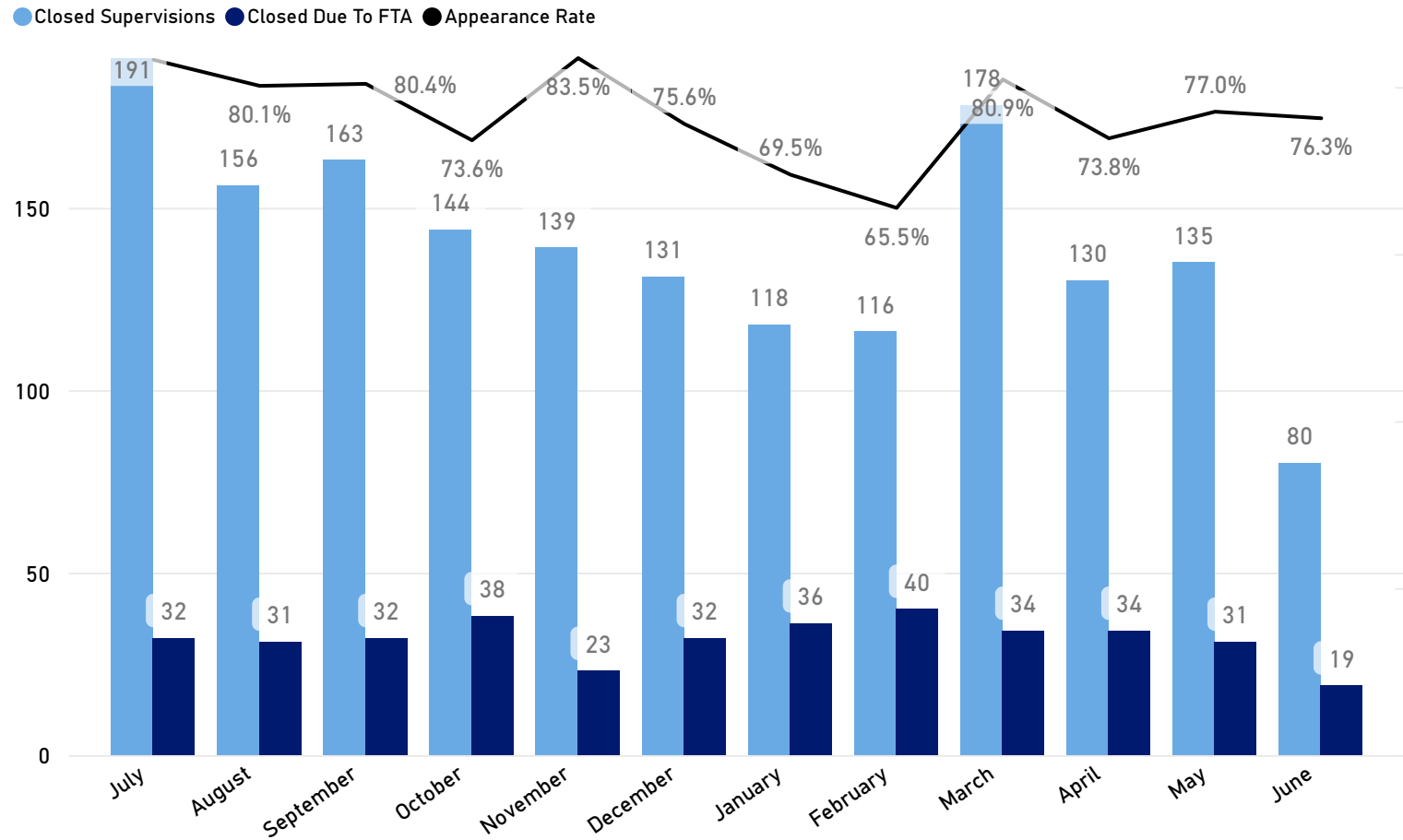
1,681
Closed Supervisions

382
Closed Due To FTA

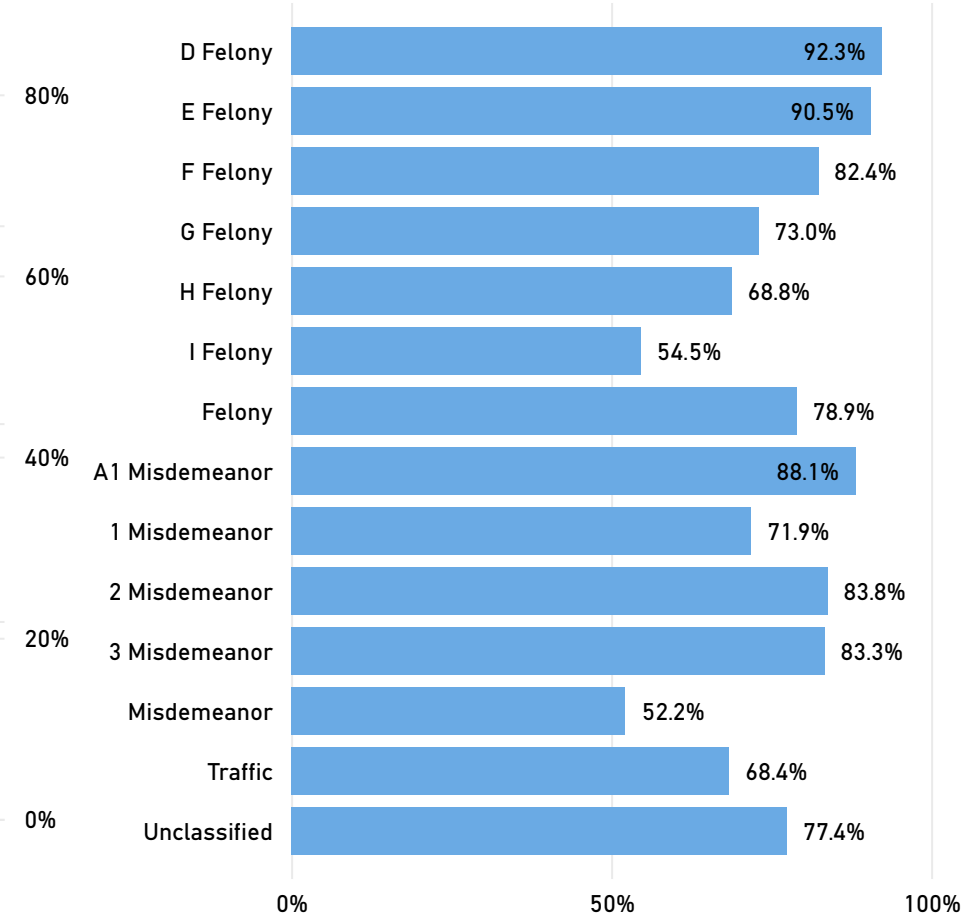
Appearance Rate
77.3%!
Goal: 90.0%

When a supervision is closed, it is flagged as successful or unsuccessful. Unsuccessful supervisions are closed due to the following reasons: a new charge occurs, an individual fails to appear in court, an individual violates release conditions (technical violation), or some combination thereof. A closed supervision that is unsuccessful is closed due to FTA if "FTA" is one of the disposition reasons identified on the supervision. Pretrial Services has set a goal that at least 90% of case are closed without the client receiving an order for arrest due to a failure to appear during the supervision. Appearance Rate does not include supervisions that were never released from custody.

FTAs by Month



Appearance Rate by Top Charge Offense Level



Community Supervision: FY 2022 Compliance

1,681
Closed Supervisions

1001
Compliant
680
Non-Compliant

59.5%
Compliant
40.5%
Non-Compliant

A supervision is defined as compliant if it is closed without a technical violation, a new charge, or a failure to appear. Pretrial Services aims for technical violation rates closer to 0% while appearance and public safety rates should be closer to 100%.

Select Gender Category:

Female

Male

None

● Technical Violation Rate ● Appearance Rate ● Public Safety Rate

Supervision Compliance by Race

American Indian / Alaskan Native
3
Closed Compliant 33.3%
Compliance Rate

Asian / Pacific Islander
7
Closed Compliant 53.8%
Compliance Rate

Black
215
Closed Compliant 63.0%
Compliance Rate

White
776
Closed Compliant 58.9%
Compliance Rate

