

Family Justice Center- Legal Services

Overview

Department Division: Family Justice Center

Contract Name: FJC GCC Pisgah Legal Services

Supplier Name: Pisgah Legal Services

Funding Source: *Governor's Crime Commission Grant*

Contract Period: *October 1, 2019 through September 30, 2021*

Reporting Frequency: *Quarterly*

- **Contract Synopsis:** This contract supports the Family Justice Center (FJC) in providing integrated services in one location to better serve survivors of intimate partner violence, sexual assault, human trafficking, elder abuse, and child abuse. This contract provides partial funding for one Pisgah Legal Services Legal Assistant.

Reporting Highlights:

- *393 total individuals served during reporting period*
- *393 individuals were provided criminal/civil justice system assistance services*
- *1,579 criminal/civil justice system assistance instances*

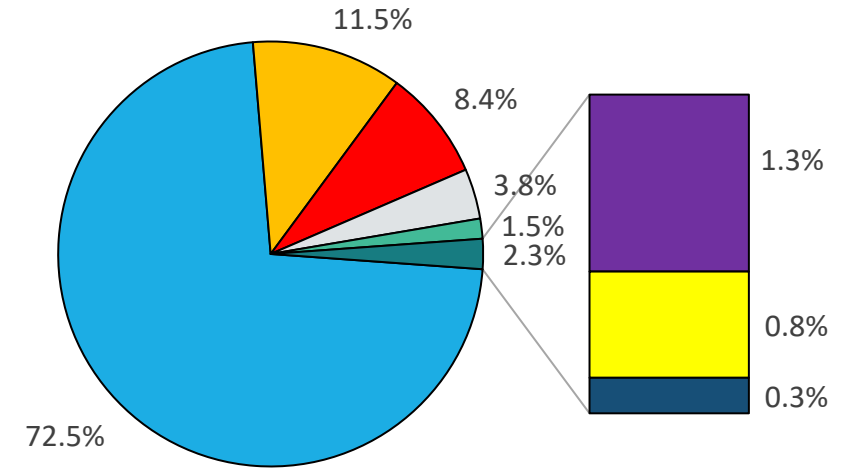


Client Demographics

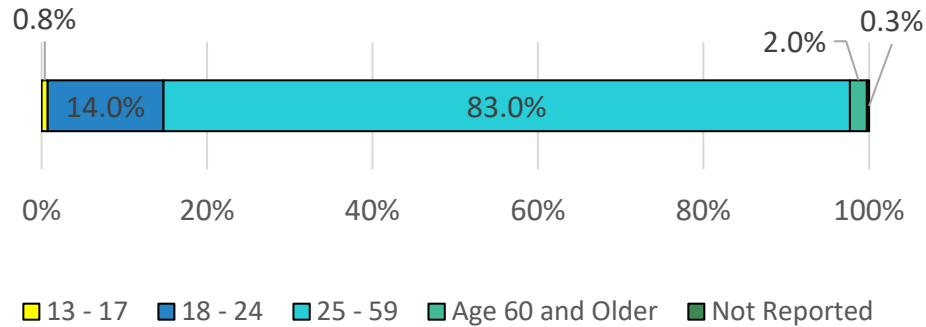
- Total individuals served: 393
- Total new individuals served: 393

- White
- Black or African American
- Hispanic or Latinx
- Not Reported
- Multiracial
- Asian
- American Indian or Alaskan Native
- Native Hawaiian or Other Pacific Islander

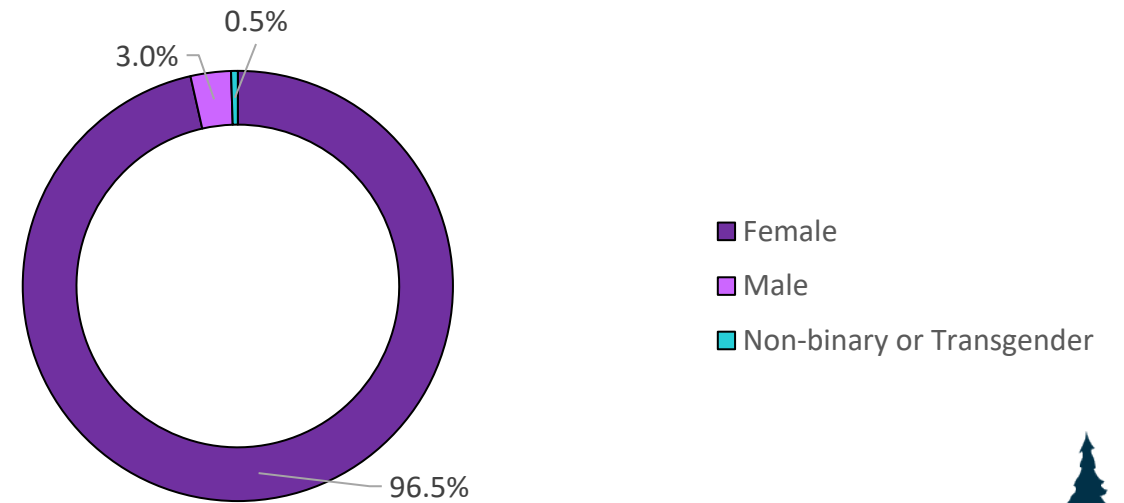
By Race



By Age Group



By Gender



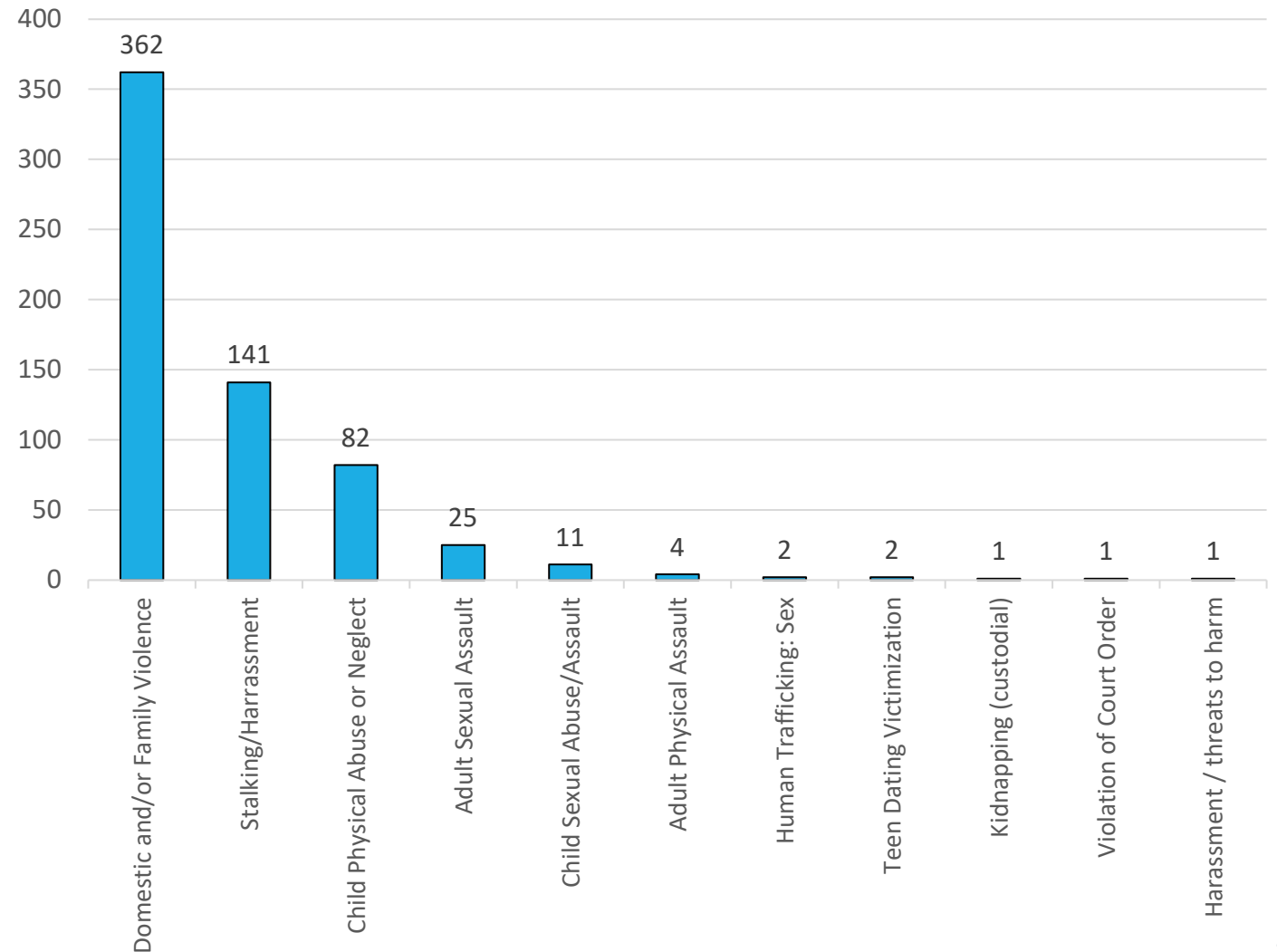
*Demographics are based on the GCC reporting categories and only reflect new individuals served



Polyvictimization* - Types of Victimization

- There were 193 survivors who reported multiple victimizations
- There were 632 responses to the types of victimizations experienced by survivors
 - 57.3% (362) of survivor responses indicated survivor had experienced domestic violence
 - 22.3% (141) of survivor responses reported stalking/harassment
 - 13.0% (82) of survivor responses reported child physical abuse or neglect
 - 4.0% (25) of survivor responses reported adult sexual assault
 - 1.7% (11) of survivor responses reported child sexual abuse or assault

Types of Victimizations

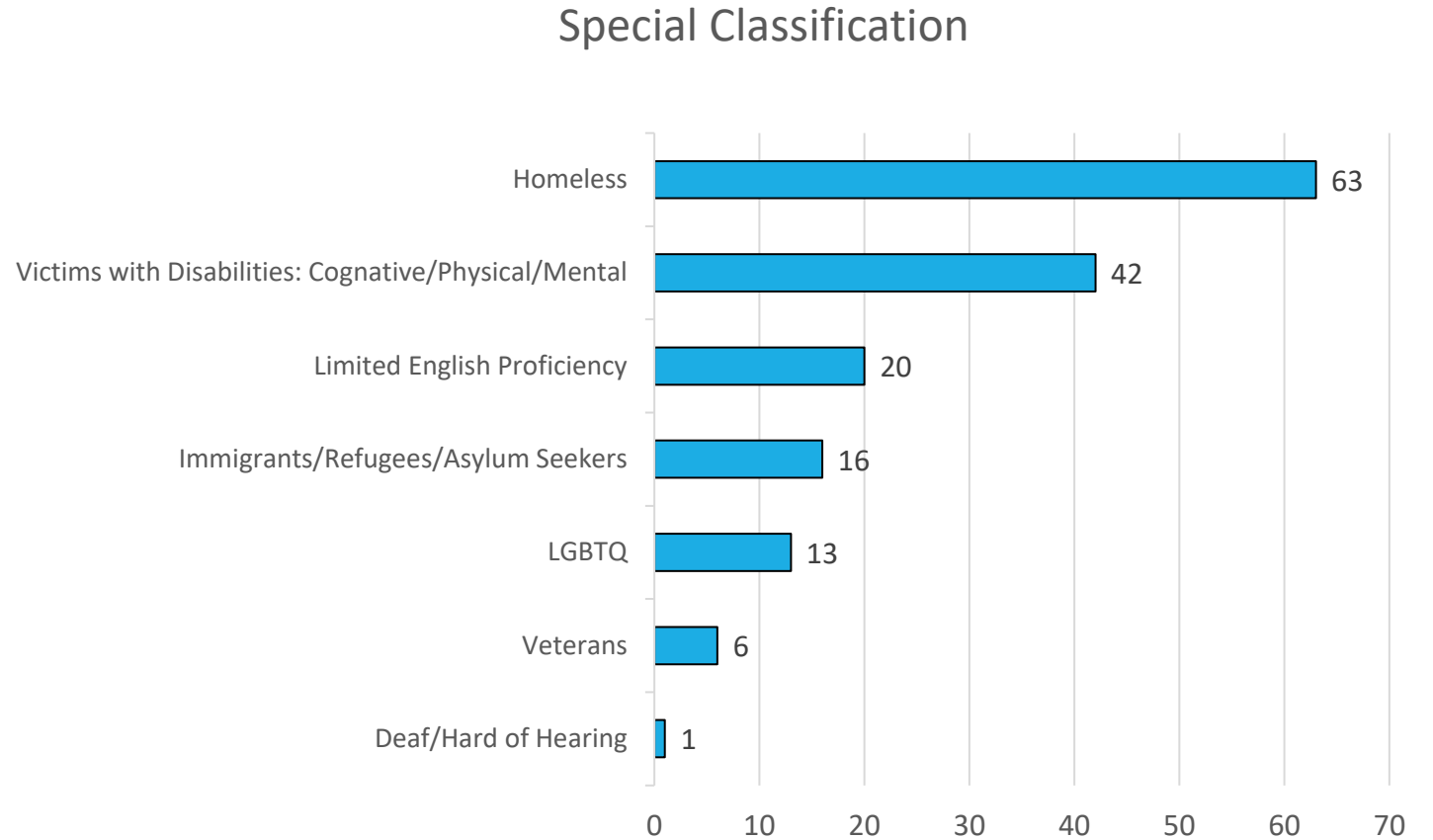


*Polyvictimization refers to having experienced multiple victimizations and emphasizes experiencing different kinds of victimization rather than multiple episodes of the same kind of victimization.



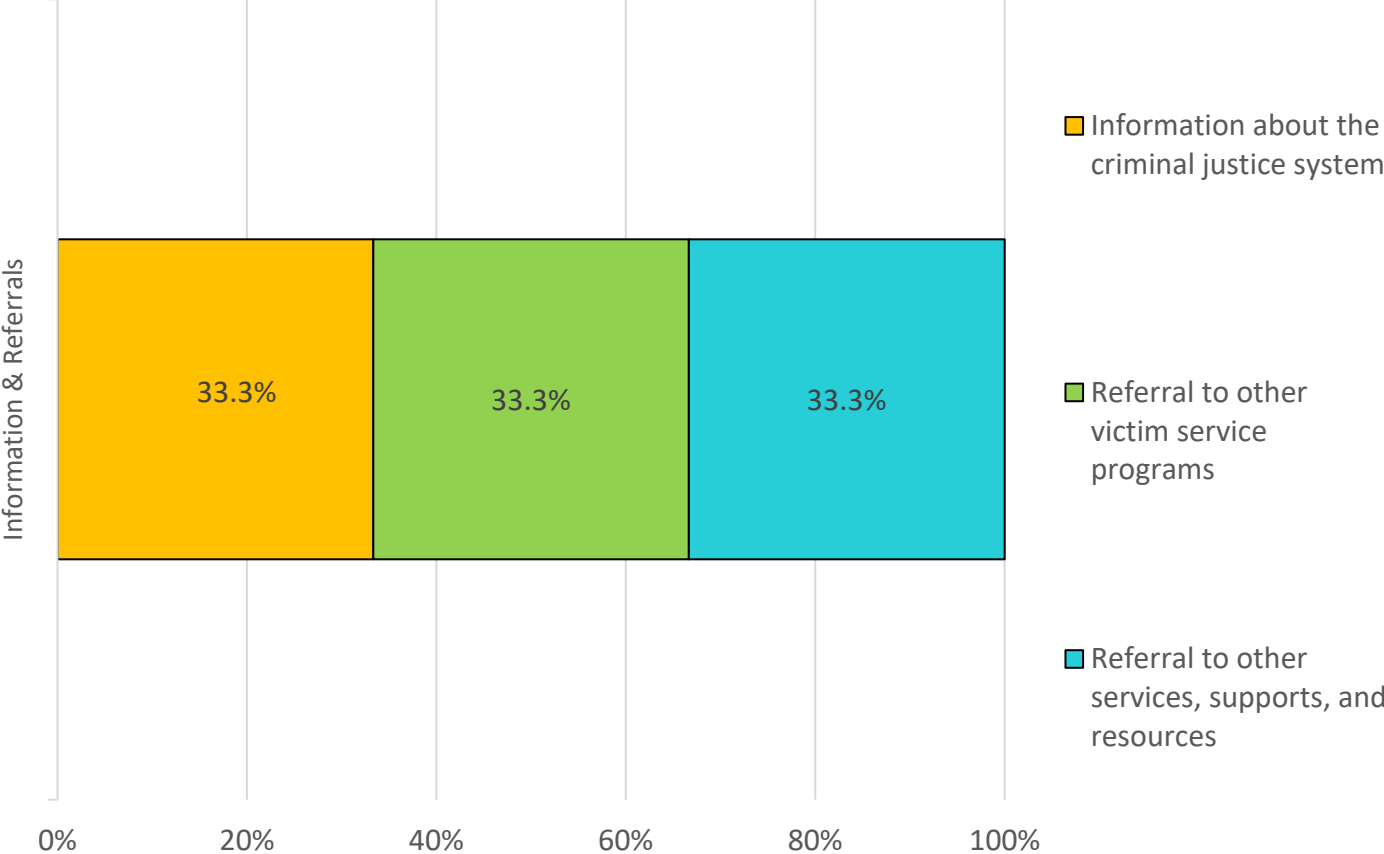
Special classifications

- 161 instances of special classifications
 - 39.1% (63) identified as homeless
 - 26.1% (42) identified as victims with disabilities
 - 12.4% (20) identified as victims with limited English proficiency
 - 9.9% (16) identified as immigrants/refugees/asylum seekers
 - 8.1% (13) identified as LGBTQ
 - 3.7% (6) identified as veterans



Services Provided – Information & Referral

- 2 individuals were assisted with information & referral services
- 9 information and/or referral instances were provided*:
 - 33.3% (3) provided information about the criminal justice system
 - 33.3% (3) provided referral to other victim service programs
 - 33.3% (3) provided referral information to other services, supports, and resources

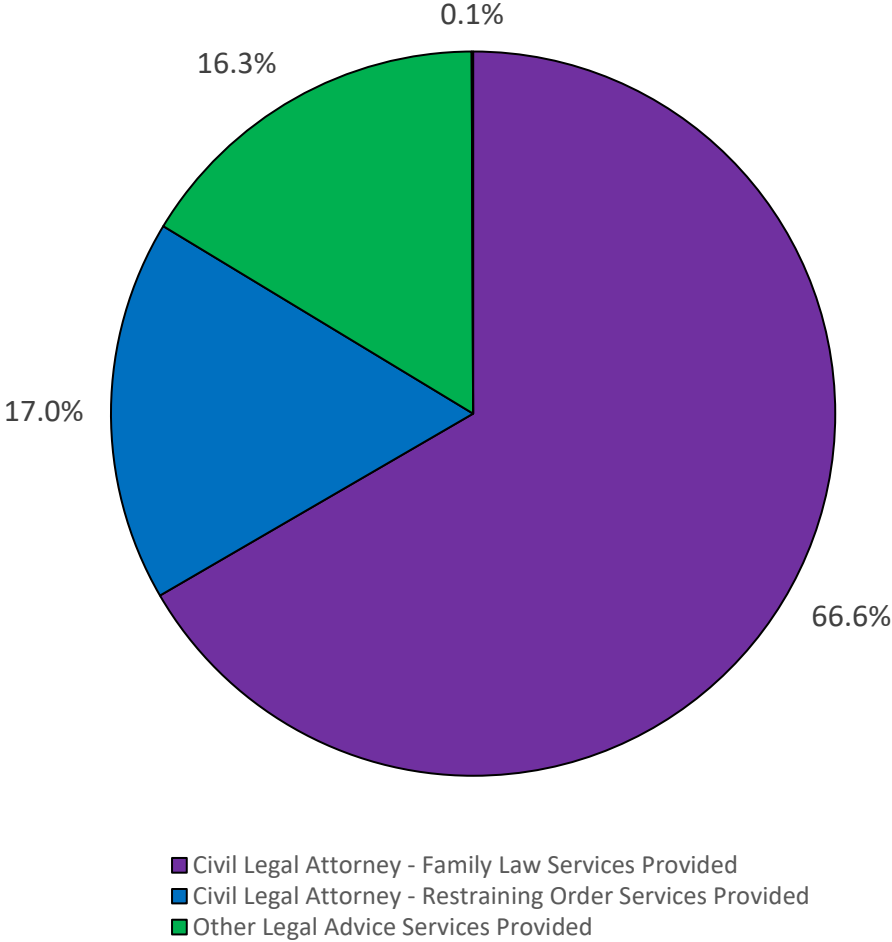


*It is possible for a survivor to receive more than one referral



Criminal/Civil justice System Assistance

- 393 individuals were provided criminal/civil justice system assistance services
- 1,579 criminal/civil justice system assistance instances:
 - 66.6% (1,052) engaged in assistance for a civil legal attorney in family law services
 - 17.0% (269) engaged in assistance for a civil legal attorney in restraining order services
 - 16.3% (257) were provided with other legal advice and/or services
 - 0.1% (1) was provided immigration attorney assistance



*It is possible for a survivor to have more than one type assistance instance

