

## BUNCOMBE COUNTY EARLY VOTING STATISTICS - NOVEMBER 5, 2024 GENERAL ELECTION

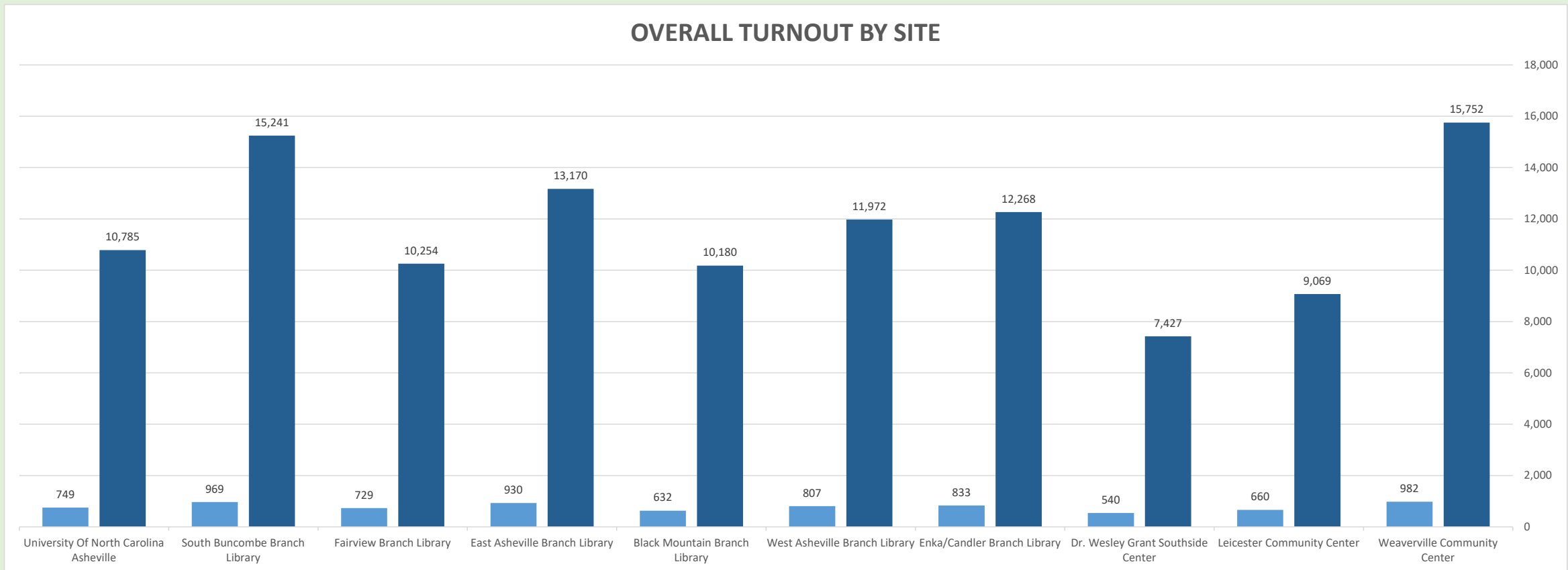
### Early Voting Turnout

Early Voting Site	10/17/2024	10/18/2024	10/19/2024	10/20/2024	10/21/2024	10/22/2024	10/23/2024	10/24/2024	10/25/2024
	Daily Total	Daily Total	Daily Total	Daily Total	Daily Total	Daily Total	Daily Total	Daily Total	Daily Total
University Of North Carolina Asheville	602	622	594	517	666	682	681	676	678
South Buncombe Branch Library	792	842	846	792	939	941	915	929	944
Fairview Branch Library	612	615	541	310	622	723	692	753	759
East Asheville Branch Library	793	752	707	516	820	827	856	818	843
Black Mountain Branch Library	615	644	624	366	612	595	634	639	651
West Asheville Branch Library	622	702	664	528	713	759	704	764	741
Enka/Candler Branch Library	666	731	643	683	712	727	735	725	731
Dr. Wesley Grant Southside Center	449	465	334	183	473	478	513	481	475
Leicester Community Center	441	518	505	305	555	581	562	598	610
Weaverville Community Center	926	1,003	816	665	1,057	1,076	1,016	969	1,025
<b>Totals</b>	<b>6,518</b>	<b>6,894</b>	<b>6,274</b>	<b>4,865</b>	<b>7,169</b>	<b>7,389</b>	<b>7,308</b>	<b>7,352</b>	<b>7,457</b>
<b>Percentage of Total Registered Voters</b>	3.02%	3.19%	2.91%	2.25%	3.32%	3.42%	3.39%	3.41%	3.45%

# BUNCOMBE COUNTY EARLY VOTING STATISTICS - NOVEMBER 5, 2024 GENERAL ELECTION

Early Voting Turnout									
Early Voting Site	10/26/2024	10/27/2024	10/28/2024	10/29/2024	10/30/2024	10/31/2024	11/1/2024	11/2/2024	Overall Total
	Daily Total	Daily Total	Daily Total	Daily Total	Daily Total	Daily Total	Daily Total	Daily Total	Total
University Of North Carolina Asheville	594	466	628	651	646	655	749	678	10,785
South Buncombe Branch Library	891	817	873	988	932	943	969	888	15,241
Fairview Branch Library	560	331	639	591	602	550	729	625	10,254
East Asheville Branch Library	723	657	743	842	753	778	930	812	13,170
Black Mountain Branch Library	589	547	643	614	648	561	632	566	10,180
West Asheville Branch Library	715	691	691	721	735	685	807	730	11,972
Enka/Candler Branch Library	701	721	718	710	726	751	833	755	12,268
Dr. Wesley Grant Southside Center	388	288	463	489	456	433	540	519	7,427
Leicester Community Center	544	458	567	532	551	486	660	596	9,069
Weaverville Community Center	909	757	949	973	900	885	982	844	15,752
<b>Totals</b>	<b>6,614</b>	<b>5,733</b>	<b>6,914</b>	<b>7,111</b>	<b>6,949</b>	<b>6,727</b>	<b>7,831</b>	<b>7,013</b>	<b>116,118</b>
<b>Percentage of Total Registered Voters</b>	<b>3.06%</b>	<b>2.66%</b>	<b>3.20%</b>	<b>3.29%</b>	<b>3.22%</b>	<b>3.12%</b>	<b>3.63%</b>	<b>3.25%</b>	<b>53.79%</b>

OVERALL TURNOUT BY SITE

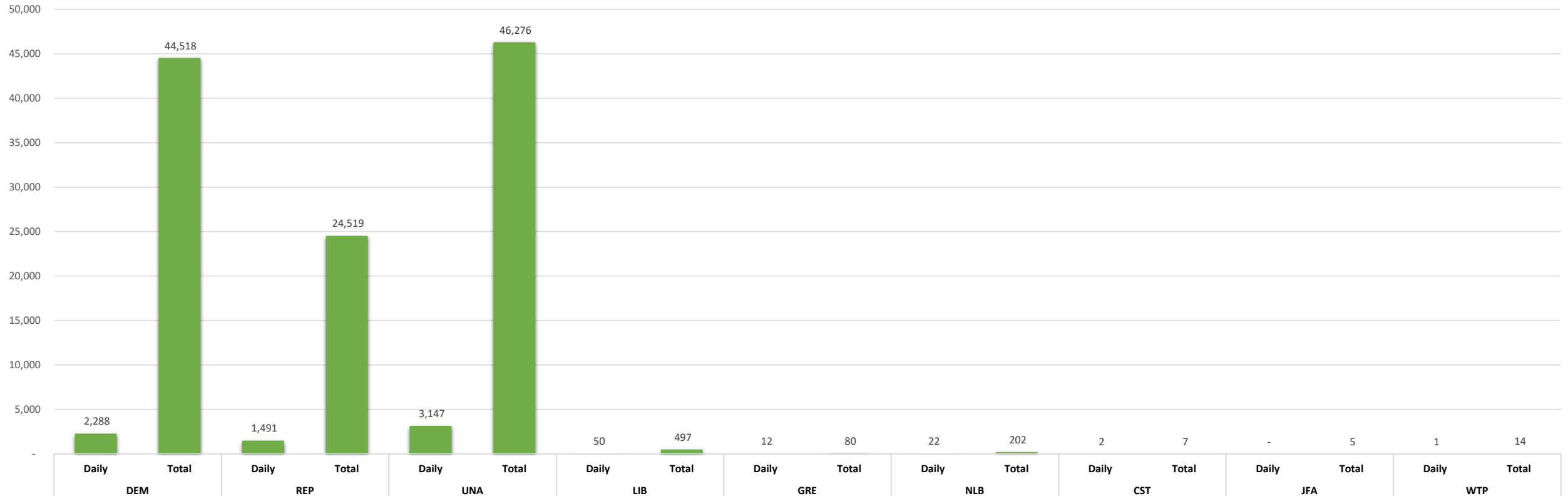


# BUNCOMBE COUNTY EARLY VOTING STATISTICS - NOVEMBER 5, 2024 GENERAL ELECTION

## Turnout by Political Party

Early Voting Site	DEM		REP		UNA		LIB		GRE		NLB		CST		JFA		WTP	
	Daily	Total	Daily	Total	Daily	Total	Daily	Total	Daily	Total	Daily	Total	Daily	Total	Daily	Total	Daily	Total
University Of North Carolina Asheville	271	5,379	81	807	317	4,527	4	38	1	15	3	17	1	1	0	0	0	1
South Buncombe Branch Library	300	5,311	170	3,461	409	6,368	6	64	1	7	2	28	0	0	0	0	0	2
Fairview Branch Library	139	2,976	195	2,992	283	4,215	5	48	0	3	3	20	0	0	0	0	0	0
East Asheville Branch Library	322	5,856	108	1,903	374	5,329	5	52	1	9	1	18	0	2	0	0	1	1
Black Mountain Branch Library	157	3,698	163	2,516	238	3,901	3	39	3	9	1	12	1	3	0	1	0	1
West Asheville Branch Library	325	5,864	63	1,172	333	4,832	5	55	3	10	1	35	0	0	0	1	0	3
Enka/Candler Branch Library	172	3,473	228	3,872	348	4,826	5	64	0	8	2	22	0	1	0	0	0	2
Dr. Wesley Grant Southside Center	285	4,418	35	372	193	2,581	4	30	0	6	2	17	0	0	0	2	0	1
Leicester Community Center	102	2,176	221	3,401	266	3,435	4	36	0	5	3	15	0	0	0	1	0	0
Weaverville Community Center	215	5,367	227	4,023	386	6,262	9	71	3	8	4	18	0	0	0	0	0	3
<b>Totals</b>	<b>2,288</b>	<b>44,518</b>	<b>1,491</b>	<b>24,519</b>	<b>3,147</b>	<b>46,276</b>	<b>50</b>	<b>497</b>	<b>12</b>	<b>80</b>	<b>22</b>	<b>202</b>	<b>2</b>	<b>7</b>	<b>-</b>	<b>5</b>	<b>1</b>	<b>14</b>

**OVERALL TURNOUT BY POLITICAL PARTY**

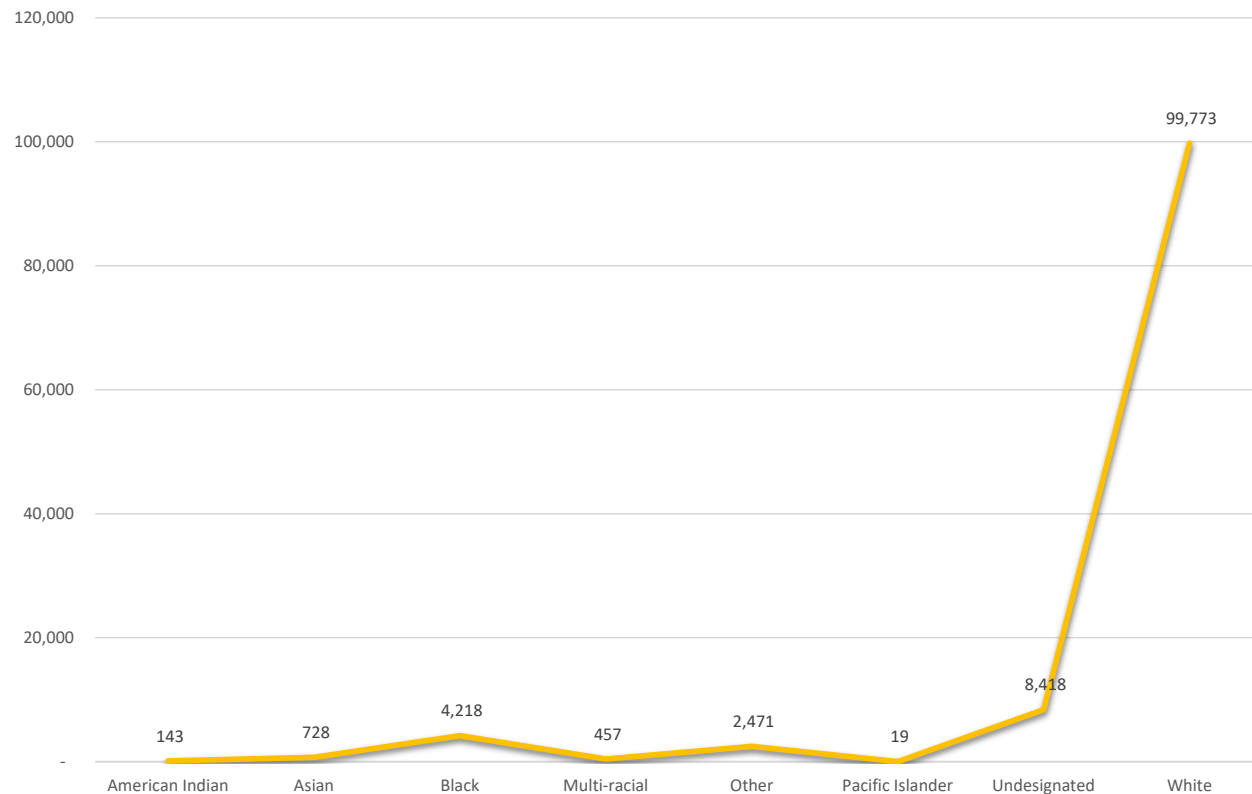


# BUNCOMBE COUNTY EARLY VOTING STATISTICS - NOVEMBER 5, 2024 GENERAL ELECTION

## Total Turnout by Race and Gender

Early Voting Site	Race								Gender		
	American Indian	Asian	Black	Multi-racial	Other	Pacific Islander	Undesignated	White	Female	Male	Undesignated
University Of North Carolina Asheville	11	78	209	62	238	0	816	9,380	5,396	4,573	825
South Buncombe Branch Library	22	168	647	47	392	4	1,176	12,810	7,987	6,071	1,208
Fairview Branch Library	11	42	76	25	189	1	710	9,212	5,169	4,420	677
East Asheville Branch Library	13	116	434	60	279	1	885	11,389	7,029	5,302	846
Black Mountain Branch Library	9	51	177	28	148	2	667	9,102	5,313	4,250	621
West Asheville Branch Library	25	81	498	80	356	6	1,074	9,858	6,083	4,888	1,007
Enka/Candler Branch Library	15	70	154	28	303	1	982	10,725	6,242	5,068	968
Dr. Wesley Grant Southside Center	10	43	1,826	56	162	1	512	4,835	4,049	2,886	510
Leicester Community Center	15	14	56	34	154	0	629	8,176	4,586	3,935	557
Weaverville Community Center	12	65	141	37	250	3	967	14,286	8,186	6,725	850
<b>Totals</b>	<b>143</b>	<b>728</b>	<b>4,218</b>	<b>457</b>	<b>2,471</b>	<b>19</b>	<b>8,418</b>	<b>99,773</b>	<b>60,040</b>	<b>48,118</b>	<b>8,069</b>

OVERALL TURNOUT BY RACE



OVERALL TURNOUT BY GENDER

