

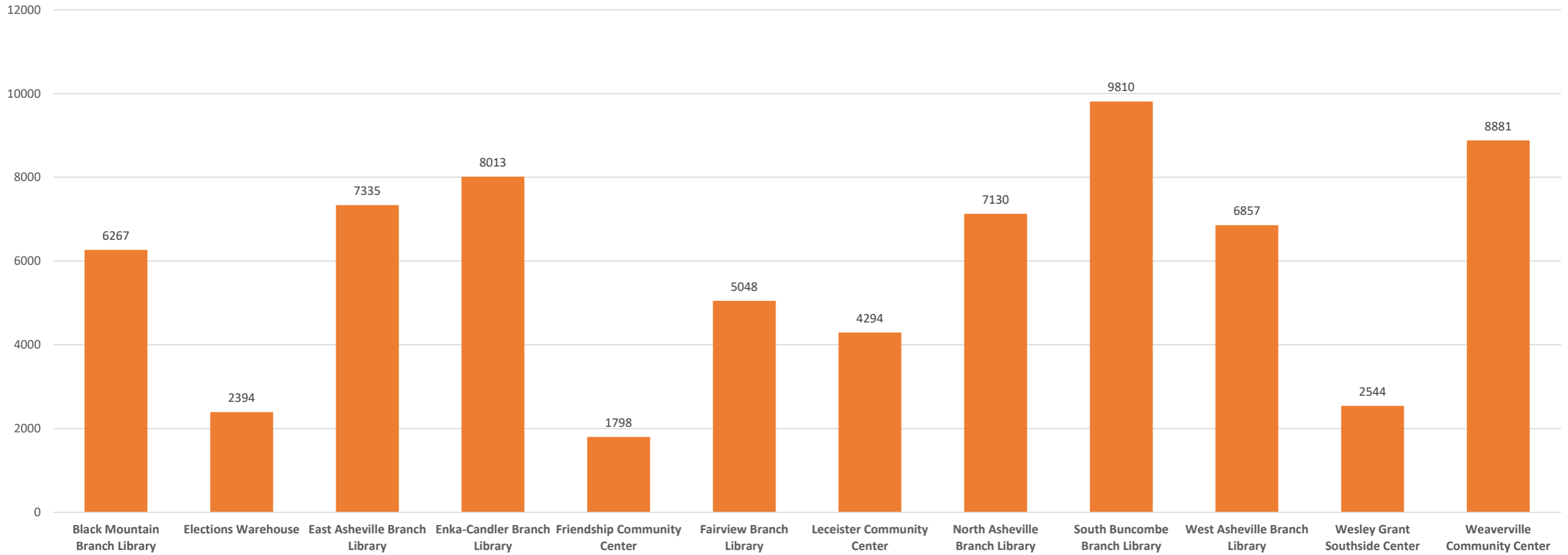
# Buncombe Early Voting Turnout

Early Voting Site	10/20/22	10/21/22	10/24/22	10/25/22	10/26/22	10/27/22	10/28/22	10/29/22	10/30/22
	Daily Total	Daily Total	Daily Total	Daily Total	Daily Total	Daily Total	Daily Total	Daily Total	Daily Total
Black Mountain Branch Library	446	448	513	443	441	403	416	201	85
Elections Warehouse	144	116	128	128	123	141	144	48	38
East Asheville Branch Library	485	483	524	573	452	470	492	262	154
Enka-Candler Branch Library	551	569	587	594	588	551	579	306	162
Friendship Community Center	85	90	137	82	108	80	112	47	52
Fairview Branch Library	368	342	343	381	372	278	362	166	81
Leceister Community Center	266	288	296	280	299	257	273	147	66
North Asheville Branch Library	426	464	531	548	486	521	484	249	172
South Buncombe Branch Library	647	668	691	777	682	689	699	350	240
West Asheville Branch Library	344	369	428	449	399	439	476	242	158
Wesley Grant Southside Center	117	137	156	148	160	125	130	101	65
Weaverville Community Center	640	733	721	689	651	563	581	312	138
<b>Totals</b>	<b>4,519</b>	<b>4,707</b>	<b>5,055</b>	<b>5,092</b>	<b>4,761</b>	<b>4,517</b>	<b>4,748</b>	<b>2,431</b>	<b>1,411</b>
<b>Percentage of Total Registered Voters</b>	2.15%	2.24%	2.41%	2.43%	2.27%	2.15%	2.26%	1.16%	0.67%

# Buncombe Early Voting Turnout

Early Voting Site	10/31/22	11/1/22	11/2/22	11/3/22	11/4/22	11/5/22	Overall Total
	Daily Total	Daily Total	Daily Total	Daily Total	Daily Total	Daily Total	Total
Black Mountain Branch Library	422	462	435	465	631	456	6267
Elections Warehouse	128	144	166	221	374	351	2394
East Asheville Branch Library	451	506	525	649	763	546	7335
Enka-Candler Branch Library	555	531	537	590	770	542	8013
Friendship Community Center	119	101	108	135	225	317	1798
Fairview Branch Library	299	321	376	355	534	470	5048
Leceister Community Center	228	262	261	336	531	504	4294
North Asheville Branch Library	493	508	526	606	635	481	7130
South Buncombe Branch Library	654	678	769	667	919	680	9810
West Asheville Branch Library	419	523	586	667	770	585	6857
Wesley Grant Southside Center	124	138	151	237	398	356	2544
Weaverville Community Center	562	538	533	625	907	688	8881
<b>Totals</b>	<b>4,454</b>	<b>4,712</b>	<b>4,973</b>	<b>5,553</b>	<b>7,457</b>	<b>5,976</b>	<b>70,371</b>
<b>Percentage of Total Registered Voters</b>	<b>2.12%</b>	<b>2.24%</b>	<b>2.37%</b>	<b>2.65%</b>	<b>3.55%</b>	<b>2.85%</b>	<b>33.53%</b>

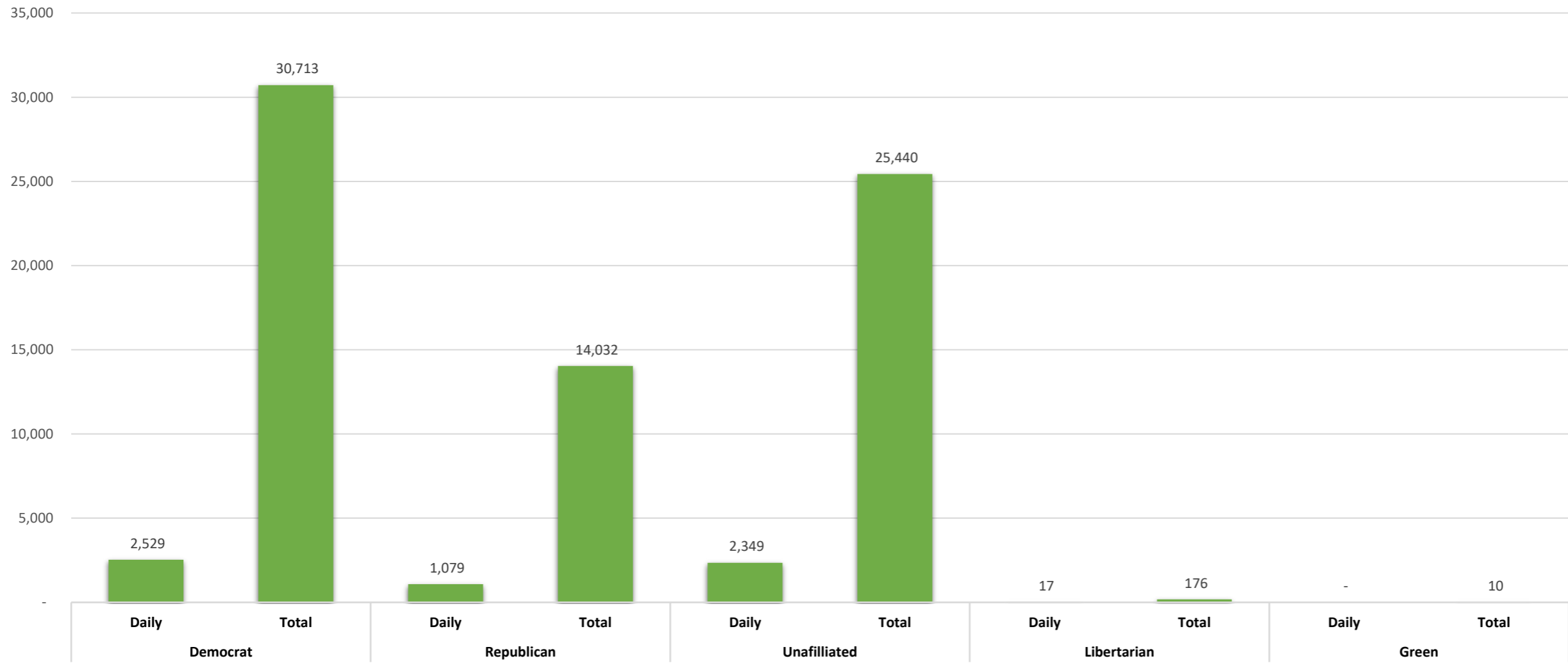
OVERALL TURNOUT BY SITE



# Turnout by Political Party

Early Voting Site	Democrat		Republican		Unaffiliated		Libertarian		Green	
	Daily	Total	Daily	Total	Daily	Total	Daily	Total	Daily	Total
Black Mountain Branch Library	178	2711	112	1425	165	2119	1	10	0	2
Elections Warehouse	197	1355	9	135	142	892	2	9	1	3
East Asheville Branch Library	261	3681	66	992	216	2645	2	16	1	1
Enka-Candler Branch Library	184	2611	144	2529	212	2848	2	24	0	1
Friendship Community Center	156	1038	19	167	141	588	1	5	0	0
Fairview Branch Library	132	1721	119	1364	215	1946	4	17	0	0
Leceister Community Center	135	1207	185	1615	183	1463	1	9	0	0
North Asheville Branch Library	259	3812	21	577	201	2725	0	14	0	2
South Buncombe Branch Library	254	3708	147	2292	277	3782	2	28	0	0
West Asheville Branch Library	303	3620	59	701	222	2521	1	14	0	1
Wesley Grant Southside Center	228	1714	4	75	124	746	0	9	0	0
Weaverville Community Center	242	3535	194	2160	251	3165	1	21	0	0
<b>Totals</b>	<b>2,529</b>	<b>30,713</b>	<b>1,079</b>	<b>14,032</b>	<b>2,349</b>	<b>25,440</b>	<b>17</b>	<b>176</b>	<b>-</b>	<b>10</b>

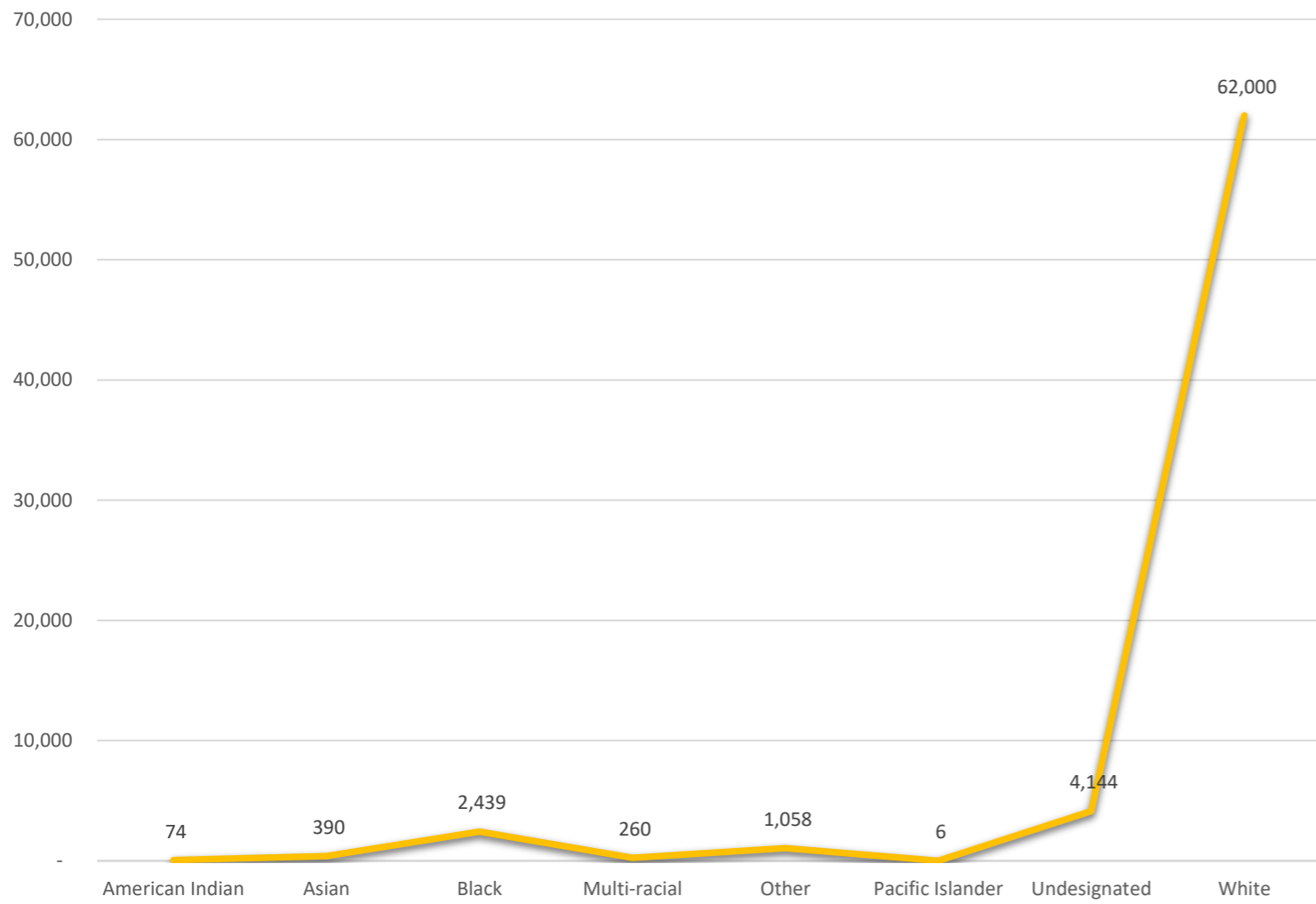
OVERALL TURNOUT BY POLITICAL PARTY



# Total Turnout by Race and Gender

Early Voting Site	Race								Gender		
	American Indian	Asian	Black	Multi-racial	Other	Pacific Islander	Undesignated	White	Female	Male	Undesignated
Black Mountain Branch Library	6	19	109	19	71	0	271	5772	3339	2668	260
Elections Warehouse	5	9	133	22	48	0	188	1989	1161	1053	180
East Asheville Branch Library	9	47	191	27	128	1	460	6472	3965	2951	419
Enka-Candler Branch Library	9	46	59	15	118	0	423	7343	4098	3506	409
Friendship Community Center	1	14	428	19	25	0	124	1187	972	707	119
Fairview Branch Library	6	22	37	9	73	0	255	4646	2580	2236	232
Leceister Community Center	6	10	34	17	42	0	247	3938	2111	1973	210
North Asheville Branch Library	6	45	78	29	102	0	536	6334	3711	2974	445
South Buncombe Branch Library	9	92	340	22	157	3	582	8605	5169	4167	474
West Asheville Branch Library	8	42	232	45	139	2	524	5865	3505	2859	493
Wesley Grant Southside Center	2	13	739	23	47	0	153	1567	1407	998	139
Weaverville Community Center	7	31	59	13	108	0	381	8282	4620	3936	325
<b>Totals</b>	<b>74</b>	<b>390</b>	<b>2,439</b>	<b>260</b>	<b>1,058</b>	<b>6</b>	<b>4,144</b>	<b>62,000</b>	<b>36,638</b>	<b>30,028</b>	<b>3,705</b>

OVERALL TURNOUT BY RACE



OVERALL TURNOUT BY GENDER

