



# Budget in Brief

## **FY 2014**



# FY2014 Budget Highlights



The total operating budget for Buncombe County is \$337,549,754. The total General Fund budget for FY2014 is \$265,037,396, this is a decrease of 0.5% from the FY2013 adopted General Fund budget.



The tax rate for FY2014 is set at 56.90 cents per \$100 of property value. This tax rate reflects the results of the property reappraisal conducted by the Buncombe County Tax Department. County-wide values decreased by \$2.8 billion resulting in a revenue-neutral tax rate of 57.83 cents for Buncombe County. The previous tax rate was 52.50 cents per \$100 of property value.



The NC General Assembly passed legislation authorizing Buncombe County to establish a Culture and Recreation Authority to serve as an independent entity focused on wellness and cultural amenities. Buncombe County Commissioners established the Authority and funded it by adopting a 3.5 cent tax rate. During FY2014 the programs and facilities previously accounted for in the Buncombe County General Fund Culture and Recreation function will transition to the new Culture and Recreation Authority.



Funding for our core services—Education, Public Safety, and Human Services—is maintained in the FY2014 budget, with some necessary increases:

- › Reductions in federal funding for adult protective services, child welfare services and IV-E TANF funding resulted in a \$2.3 million increase in net costs.
- › Increased Public Safety costs of \$1.2 million due to general operations and court security needed for the new Courthouse scheduled to open in October; and the opening of two additional pods in the Detention Center due to increased inmate population (resulting from state changes in the length of time misdemeanants have to be held in local jails).
- › The addition of 8 new social workers and 7 school resource officers to improve school safety resulted in a \$1.2 million increase.
- › Asheville City Schools and Buncombe County Schools funding increased by \$1.6 million. This included a 1% increase for staff, health insurance rate increases, retirement rate contributions, technology support staff increases, and home based product/support.



The FY2014 budget includes a fund balance appropriation of \$7,001,237. Fund balance appropriation is one means to lower the burden on property tax owners. We appropriate fund balance each year with the challenge to save the appropriated amount; historically we have been able to do this.

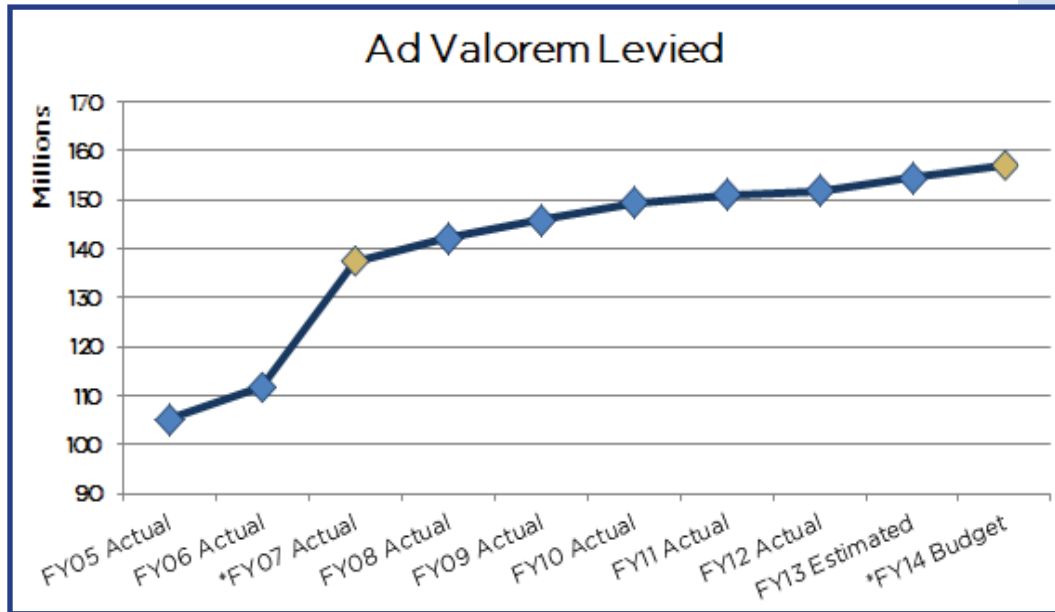


Under the FY2014 Affordable Care Act, the County is now required to provide coverage to children under the age of 26. A reinsurance fee of \$63 per insured person is also required, effective January 1, 2014. These and other Affordable Care Act requirements will increase costs by \$928,000 over the next couple of years.

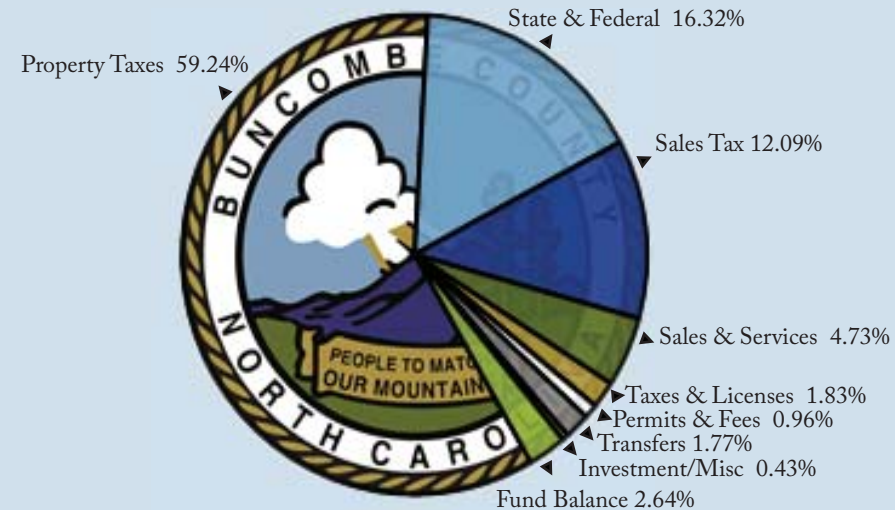
# Where does the money come from?

The General Fund derives its revenue from a variety of sources. The County's largest revenue source is Ad Valorem, or property tax, which accounts for 59% of the General Fund revenues for FY2014. In 2013 Buncombe County conducted its reappraisal by the County Tax Department staff. County-wide values decreased by \$2.8 billion, from \$30.4 billion to \$27.6 billion, resulting in a FY2014 revenue-neutral tax rate of 57.83 cents per \$100 of property value. Buncombe County Commissioners adopted a tax rate of 56.9 cents for FY2014. The previous tax rate was 52.5 cents for Fiscal Years 2008-2013.

General Fund Revenue Sources	
Property Tax	\$157,002,494
State & Federal	43,260,654
Sales Tax	32,032,174
Sales & Services	12,523,262
Other Taxes & Licenses	4,837,184
Permits & Fees	2,548,615
Transfers from other Funds	4,701,848
Investment Earnings/Misc	1,129,928
Fund Balance	7,001,237
<b>Total Revenue</b>	<b>\$265,037,396</b>



\* Revaluation Year



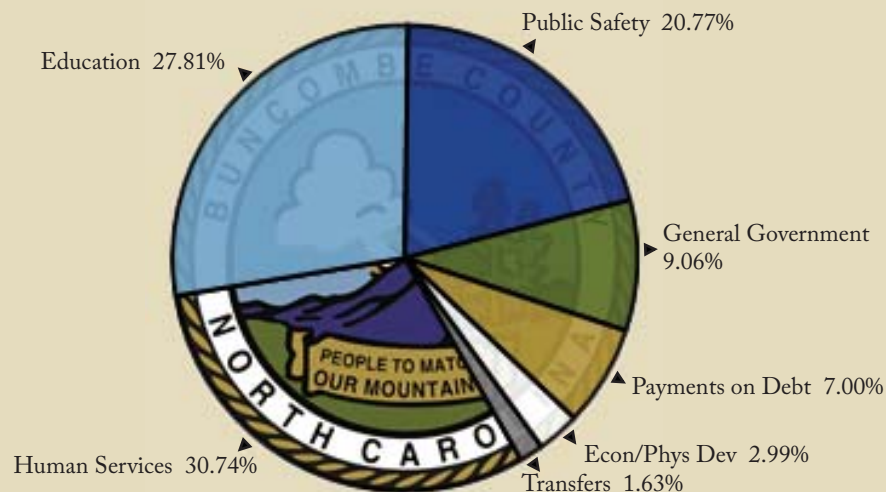
# Where does the money go?

General Fund Appropriations	
Human Services	\$81,461,581
Education	73,705,012
Public Safety	55,049,876
General Government	24,014,556
Payments on Debt	18,542,168
Econ & Physical Dev	7,930,927
Transfers to other Funds	4,333,276
<b>Total Appropriation</b>	<b>\$265,037,396</b>

Like all North Carolina counties, our core businesses are education, human services, and public safety. Core businesses include: Buncombe County Schools; Asheville City Schools; Asheville-Buncombe Technical Community College; social services, health, child care services, youth services, aging programs, and mental health; detention center; sheriff operations; homeland security; emergency management; emergency medical services; court support; and juvenile detention.

Core business budgets consume 85% (\$224,388,768) of our FY2014 General Fund Budget Estimate. We generate \$62,836,972 in revenues to cover a portion of these costs; however, it takes all the budgeted property tax to cover the balance of the core service costs.

Buncombe County organizes its expenditures into several different categories, or functions, based on the intended use of funds:



- › General Government—provides administrative support for County government, and includes Governing Body, County Manager, Finance, Tax, Elections, Human Resources, Register of Deeds, and Information Technology.
- › Public Safety—includes the Sheriff’s Department, Detention Center, EMS, and other departments that work to protect the safety of our citizens.
- › Human Services—includes Public Health, Social Services, Youth and Aging Services.
- › Economic & Physical Development— includes Planning, Economic Development, Cooperative Extension, Soil & Water Conservation, and Recycling.
- › Education—includes Buncombe County Schools, Asheville City Schools, and Asheville-Buncombe Technical Community College.

BOARD OF COMMISSIONERS



David King

Joe Belcher

Ellen Frost

David Gantt  
Chair

Holly Jones  
Vice Chair

Mike Fryar

Brownie Newman

COUNTY MANAGER

Wanda S. Greene, PhD, CPA

DIRECTOR OF FINANCE

Donna B. Clark



Prepared By:

Diane Price, Budget Manager  
Autumn Lyvers, Budget Analyst