

FY2024 Year-End Projections



FY24 Budget Overview

\$436.8 million
budgeted expenditures

\$412.3 million
budgeted revenues
(excluding appropriated fund balance)

\$24.6 million
appropriated fund balance

\$18.8M adopted

\$5.4M in FY23 carryforwards

\$0.3M for consolidation study



FY24 General Fund Projection

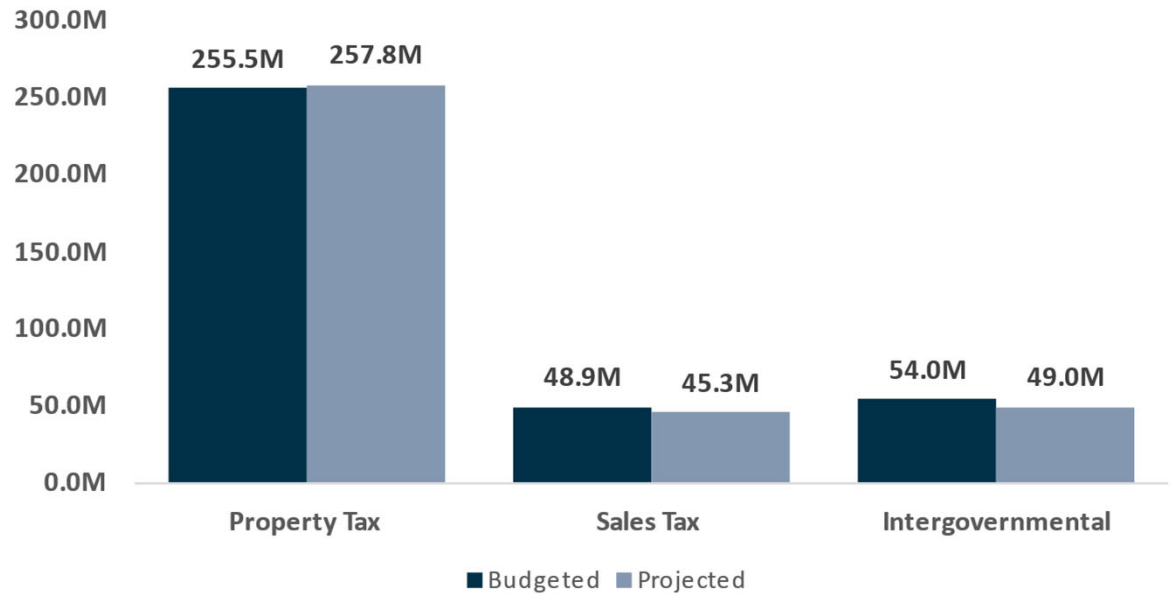
Revenue by Type

\$412.3 million
 budgeted revenues
 (excluding appropriated fund balance)

\$414.1 million
 (+/- \$1.5M)
 projected revenues

100.4%
 projected revenues of budget
 (excluding appropriated fund balance)

Top 3 Revenue Types



Prior Year Actuals (Revenues)	FY21	FY22	FY23
	104.9%	104.3%	102.2%

Note: FY2024 amended budget as of April 12, 2024.



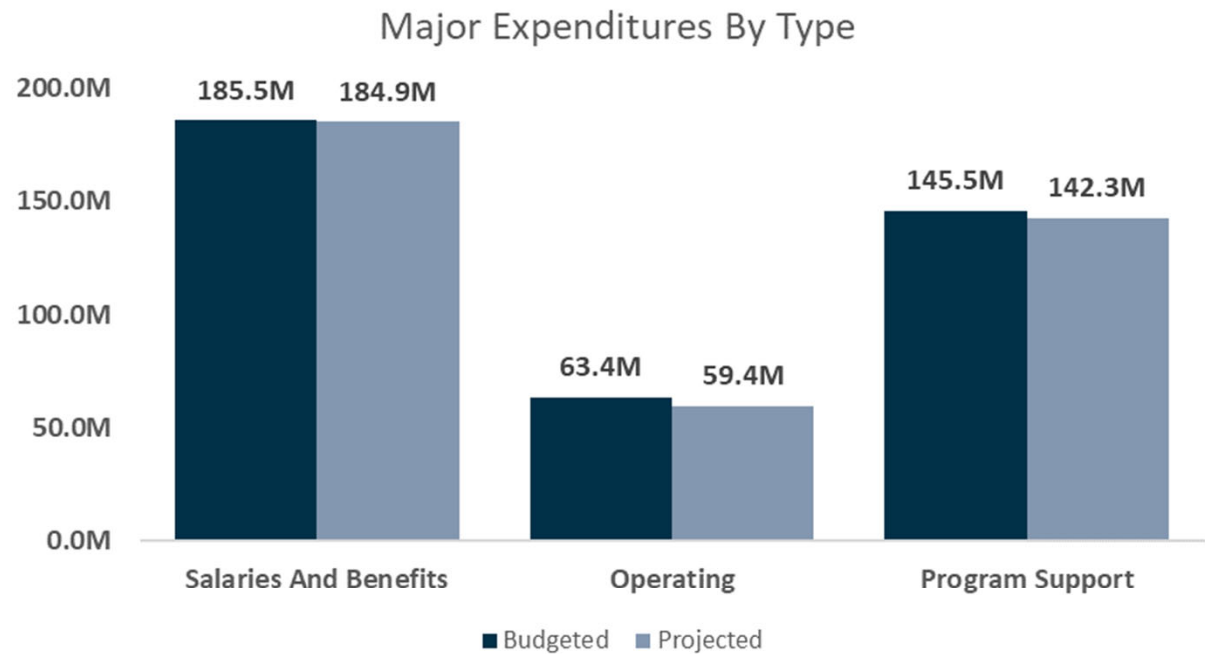
FY24 General Fund Projection

Expenditures by Type

\$436.8 million
budgeted expenditures

\$426.9 million
(+/- \$1.9M)
projected expenditures

97.7%
projected expenditures of budget



Prior Year Actuals (Expenditures)	FY21	FY22	FY23
	95.0%	94.7%	95.9%

Note: FY2024 amended budget as of April 17, 2024.

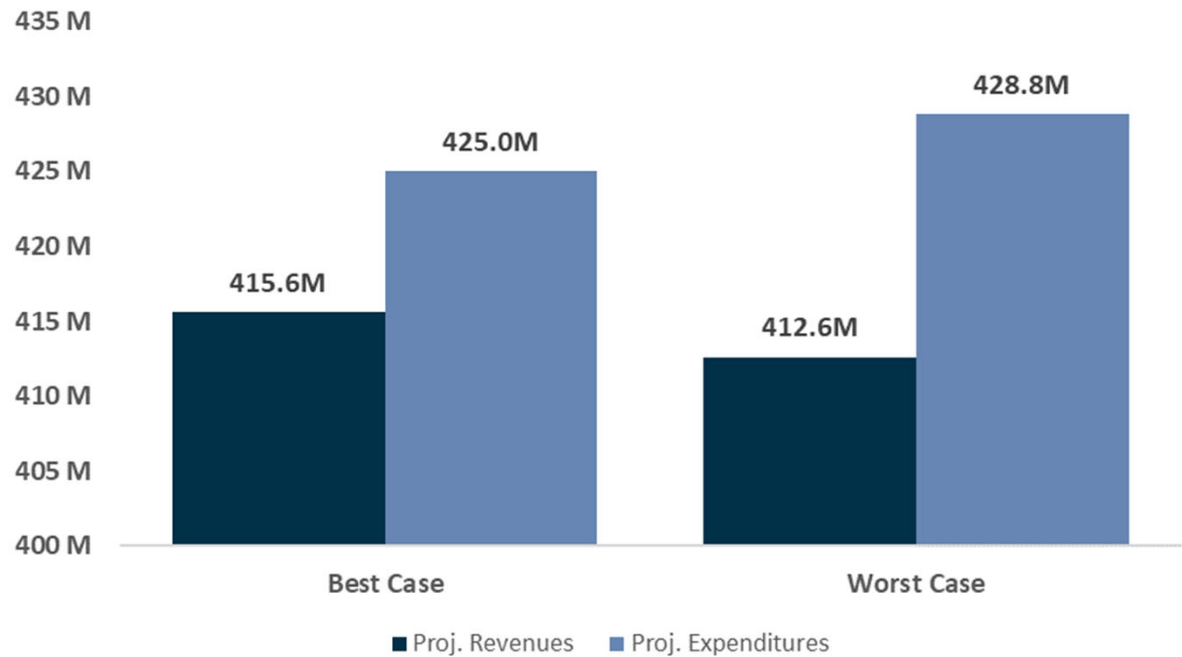


FY24 General Fund Projection

\$412.6-415.6 million
projected revenues

\$425.0-428.8 million
projected expenditures

\$9.4-16.2 million
Use of fund balance
(16-18% remaining)



Note: FY2024 amended budget as of April 17, 2024. Projection based on actuals through April 12, 2024. Totals may not add up due to rounding.

