

Education Discussion



Statutory Obligations for K-12

- State

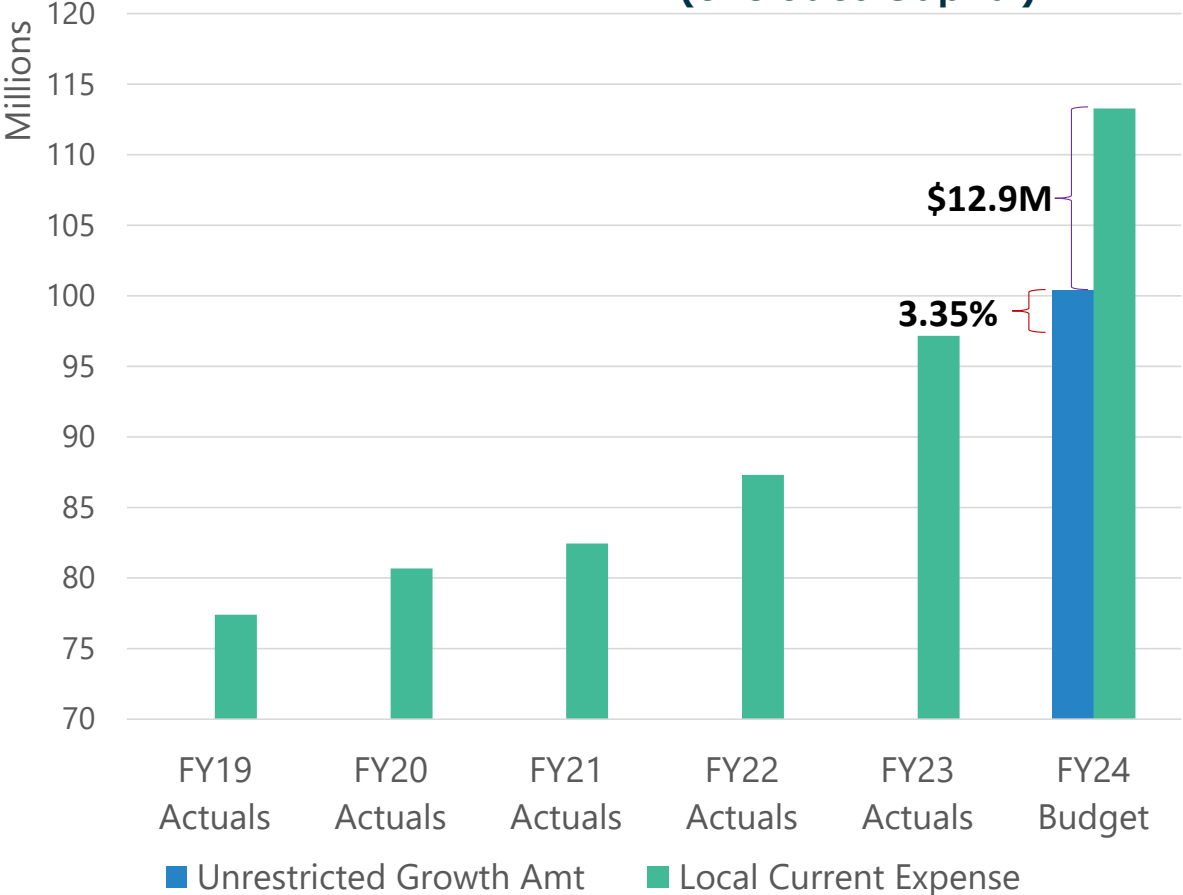
- Instructional Expenses
- *State Public School Fund*

- County

- Facilities Requirements
- *Local Current Expense Fund*
- “appropriations sufficient [when combined with State funds] for the current operating expense...within the financial resources and consistent with fiscal policies of the board of county commissioners.”



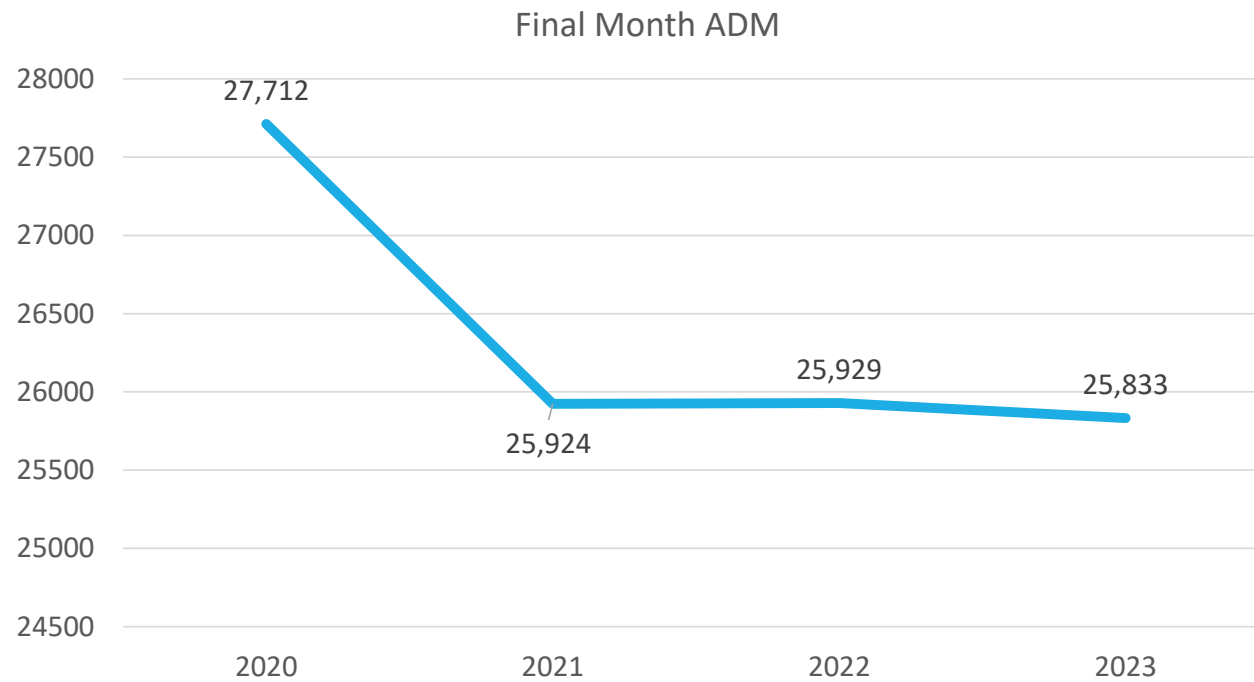
Historical K-12 Spending (excludes Capital)



Fiscal Year	Education Growth	Non-Edu. Growth
2020	4.24%	3.87%
2021	2.19%	3.02%
2022	5.91%	6.99%
2023	11.28%	8.75%
2024	16.58%	11.37%



Historical K-12 Student Count



Note: Buncombe County is required to split funding on a per ADM basis.

Source: NC DPI Student Accounting Data – [Average Daily Membership & Membership Last Day by Schools \(ADM & MLD\) - Final](#)



Funding & Student Count (excludes Capital)

In the COVID year (FY2021),

-6.5%

decline in enrollment, but
steady since.

From FY2021 to FY2024,

+38%

increase in estimated per
pupil funding.

Note: Estimated Per Pupil Expenditures (Est. PPE) for FY2024 is based on our FY24 Local Current Expense expenditures and FY24 Best 1 of 2 ADM.
Source: NC DPI Student Accounting Data – [Average Daily Membership & Membership Last Day by Schools \(ADM & MLD\) - Final](#)



Unassigned Fund Balance

**Asheville
City Schools**

As % of FY23 Exp

29.8%

Percent By Policy
(in Process)

~16%

**Buncombe
County Schools**

As % of FY23 Exp

8.2%

Percent By Policy

8%

**Buncombe
County**

As % of FY23 Exp

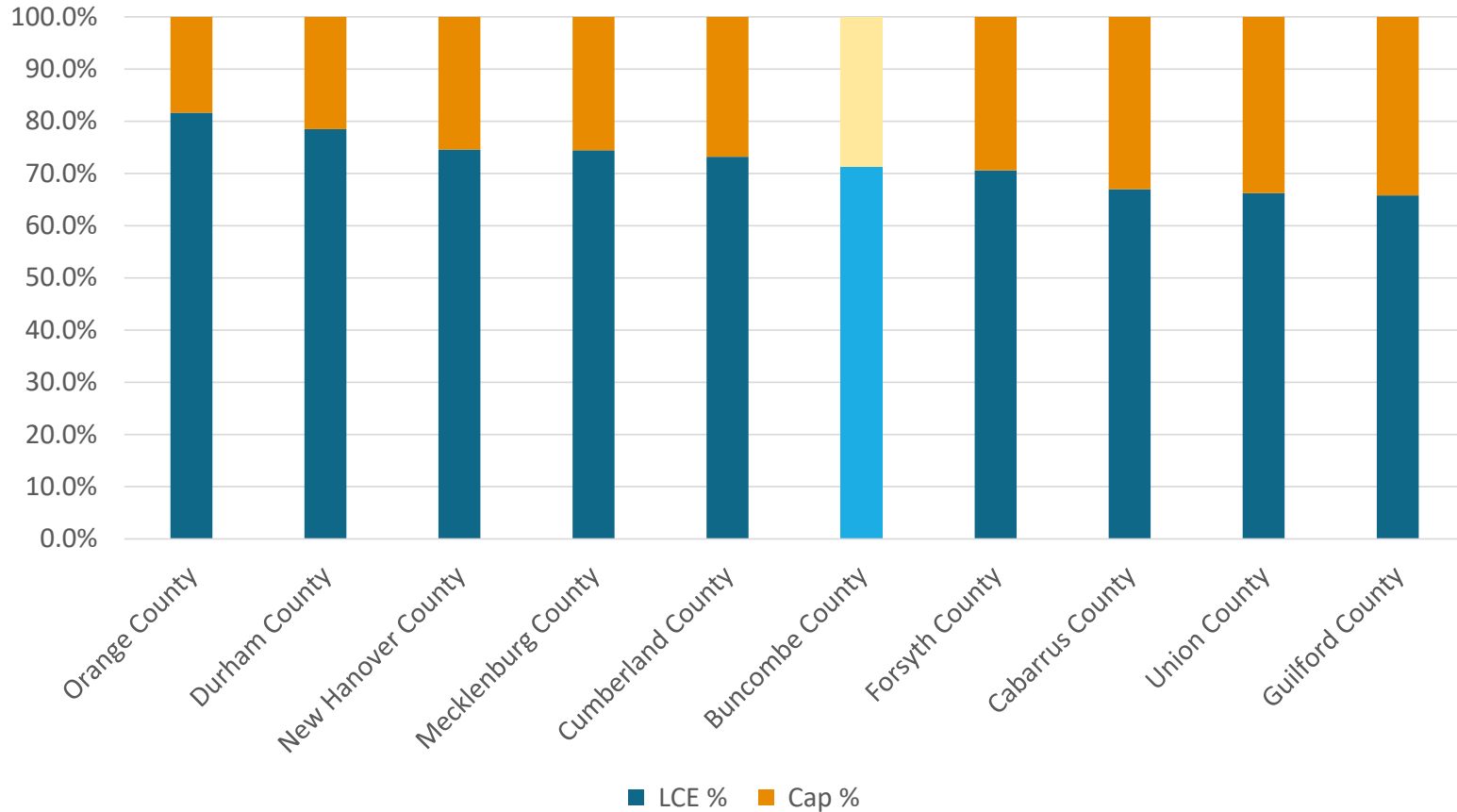
17.6%

Percent By Policy

15%

Note: This is School's General Fund, unassigned fund balance as a percent of budget at the end of FY23. The county's appropriation is received in their General Fund. For Asheville City Schools, the supplemental taxing district property tax revenues are also received in this fund. Expenditure total does not include transfers out.

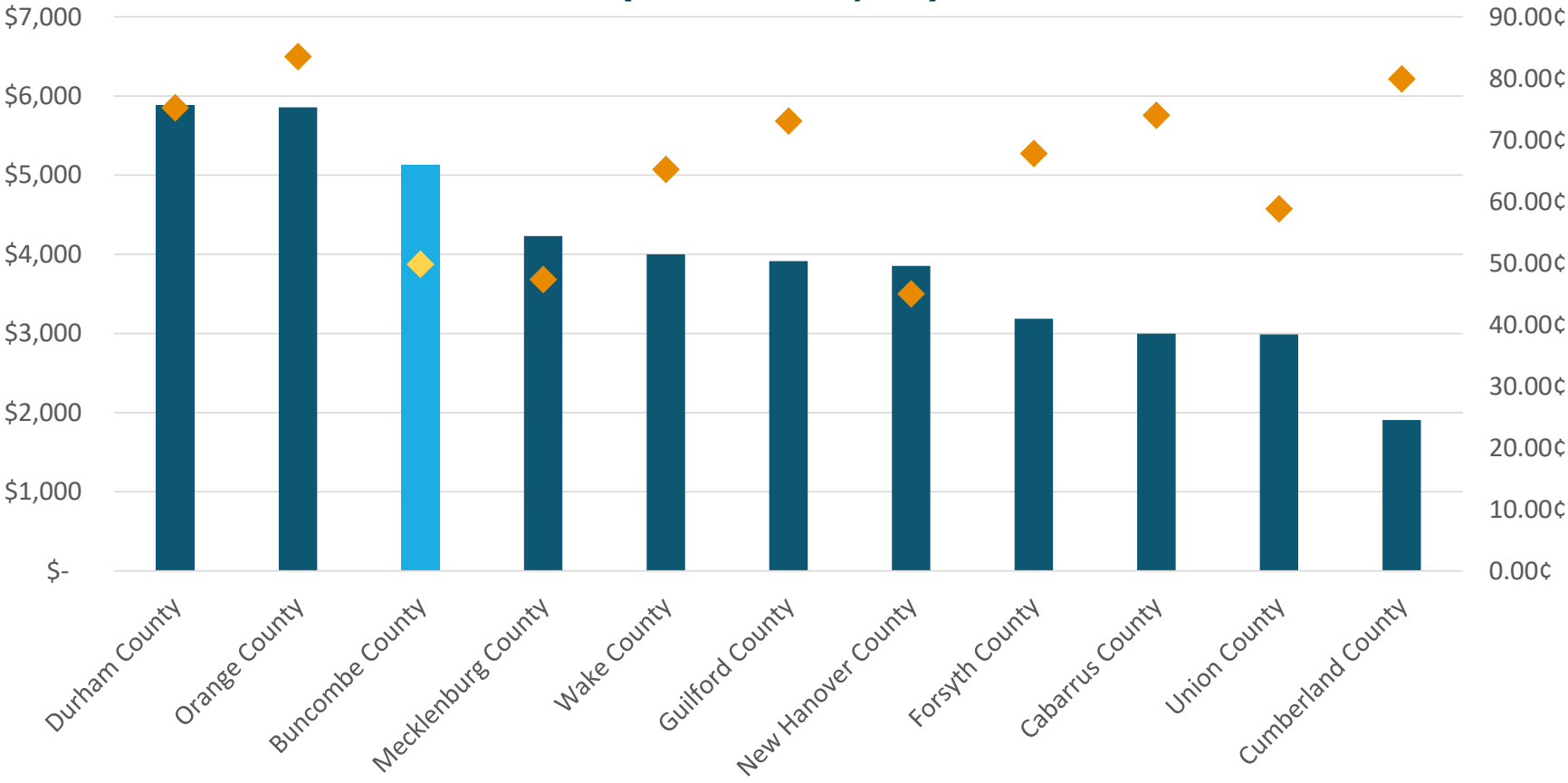
Local Current Expense(LCE)-% to Capital %



Note: Based on FY24 budget, of all dollars given to schools, this counts all local current expense and capital dollars, except for supplemental taxing districts.

Source: Budget documents and the NCACC Budget Survey.

LCE Per Pupil & Tax Rate Comparison (excludes Capital)



Source: NC DPI Best 1 of 2 ADM, Budget documents, and the NCACC Budget Survey.

Questions?

