



BUNCOMBE COUNTY SHERIFF'S OFFICE CRIME STATISTICS

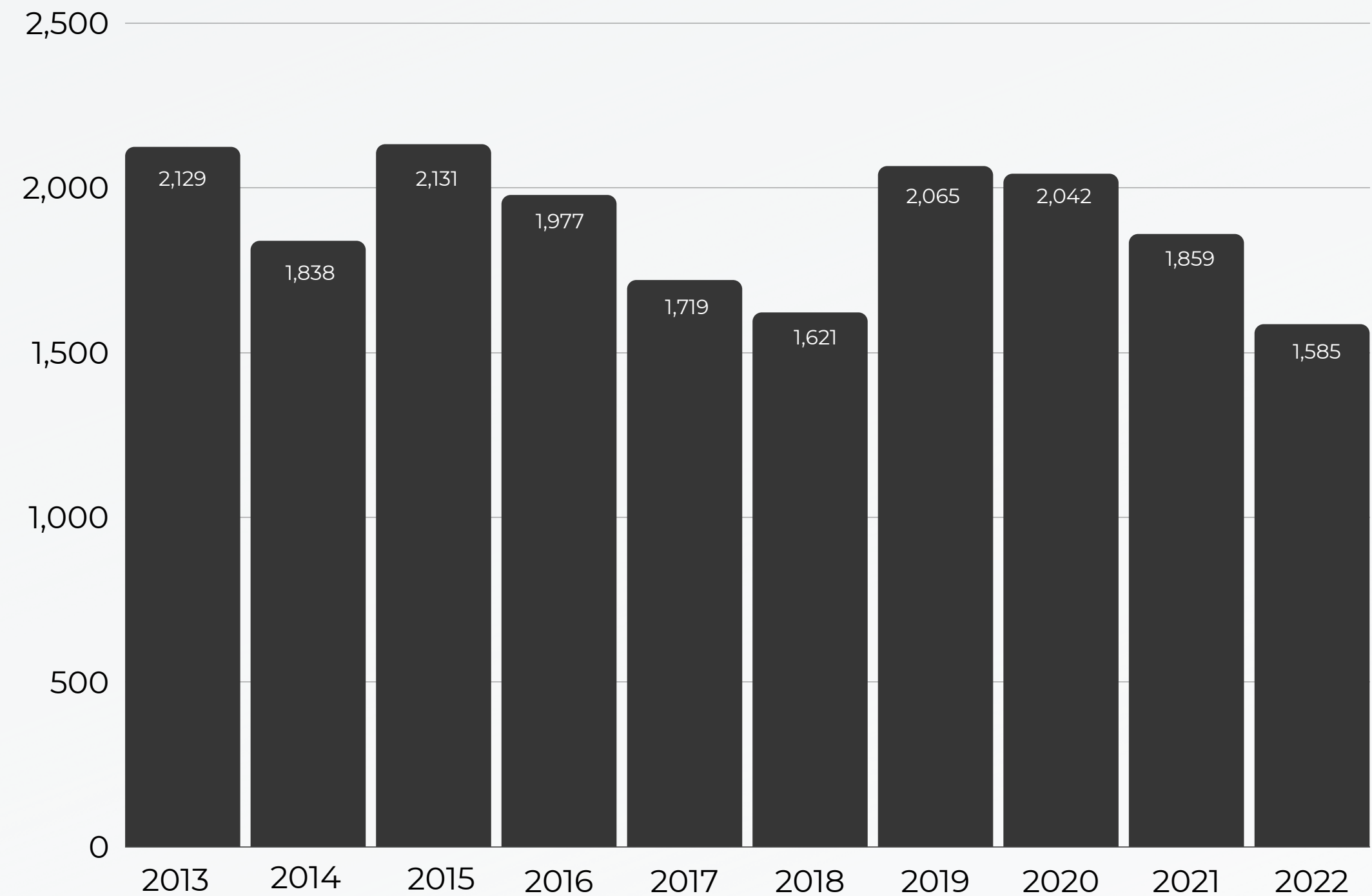
   @BuncombeSheriff

OCTOBER 17, 2023

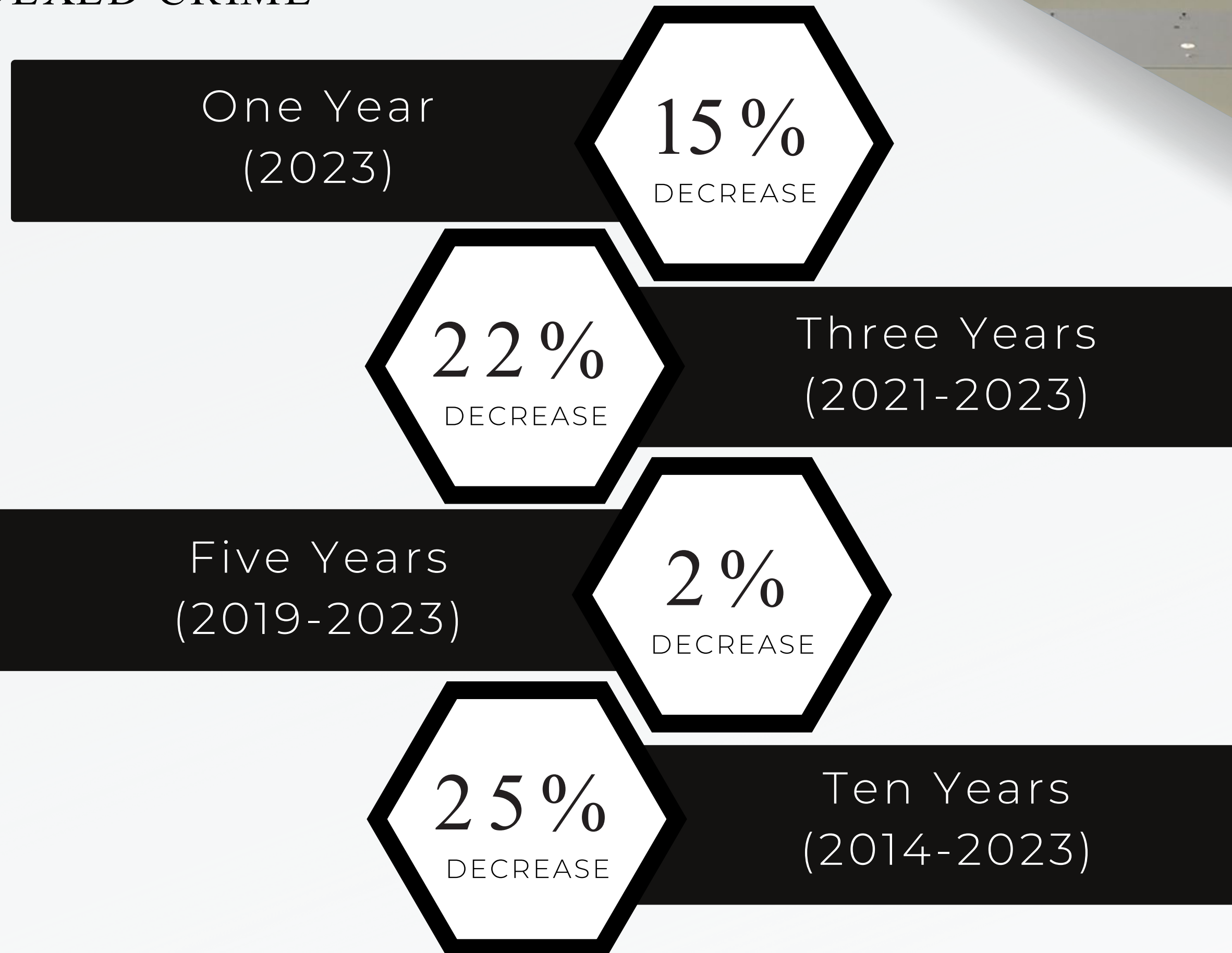


10 YEARS OF BUNCOMBE COUNTY SBI STATISTICS

The eight crime categories include murder, rape, robbery, aggravated assault, burglary, larceny, motor vehicle theft, and arson. This data does not include charges such as traffic citations or misdemeanor charges.



SUSTAINED DECREASE IN SBI INDEXED CRIME



DATA ON SPECIFIC CRIME TYPES PER YEAR

2023 is YTD as of October 15th.

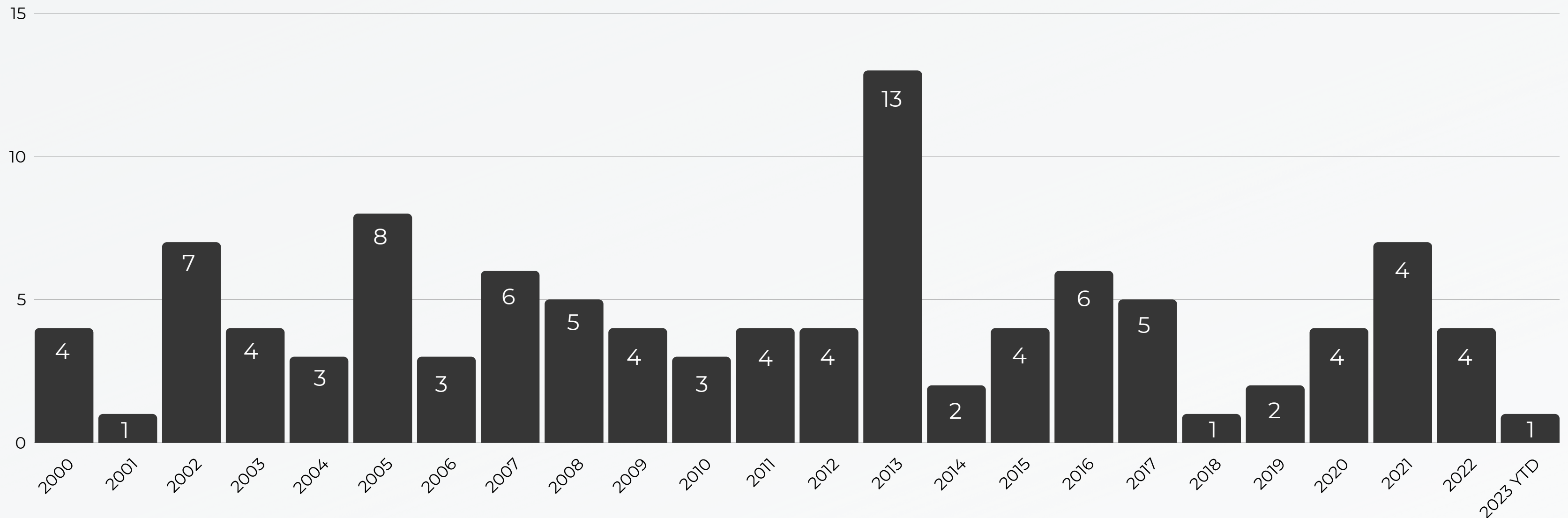
	2019	2020	2021	2022	2023
Larceny/Theft	1141	1133	1106	836	576
Assaults	844	885	953	857	659
Drug/Narcotics	550	492	402	381	345
Breaking and Entering	503	467	434	332	226



HOMICIDE STATISTICS

From 2020 to 2023, the Buncombe County Sheriff's Office has investigated 17 homicides and brought charges in all 17 homicides of those cases.

“I am proud of the men and women at the Buncombe County Sheriff’s Office who work hard every day to keep our community safe. The dedication and professionalism among our staff is second to none,” says Buncombe County Sheriff Quentin Miller.



OUR CRIME REDUCTION STRATEGIES

01

Targeting High Level Crime

02

Targeting Repeat Offenders

03

Dismantling Theft Rings

04

MAT Drug Treatment Program at Jail

05

Real-Time Intelligence Center



CO-RESPONDER UNIT

A collaborative trauma informed public safety response.

The Sheriff's Office worked closely with the EMS Community Paramedic Program to develop this Co-Responder Unit. This Unit will provide acute crisis intervention and follow-up resource navigation to community members experiencing behavioral challenges.

A model of innovation in 21st-century policing, the purpose of this program is to divert community members away from involvement with traditional public safety intervention/institutions through trauma-informed public safety responses and connection to resources to mitigate further challenges.



