



FY2022 Budget Work Session

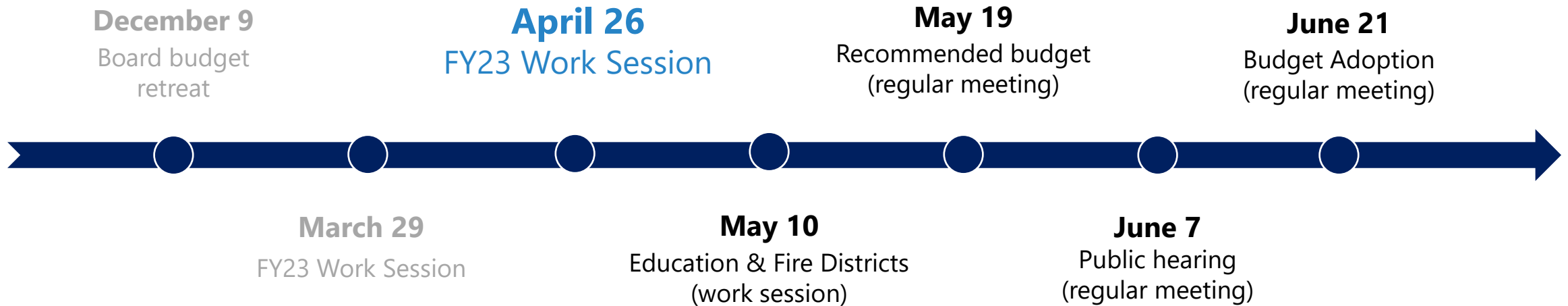
Presented by

John Hudson, Interim Budget Director

April 26, 2022



Budget Meetings



Agenda

- Follow-ups from 3/29 work session
 - Community Centers
 - Arts and Culture
- What's in Your Packet
- FY22 Year-End projection
- FY23 Revenue
- FY23 Expenditures
- Fund Balance
- Financial Outlook
- Capital Projects
- Next Steps



Follow-ups from March 29th Work Session





Community Center Update

Tim Love, Interim Parks and Recreation Director

April 26, 2022



Community Center Assessment Process

Purpose	<ul style="list-style-type: none">• Review four County-owned Community Centers: Sandy Mush, Big Ivy, Bent Creek, Beech• Assess all issues with emphasis on safety
Methodology	<ul style="list-style-type: none">• Categorize issues on a 5-point scale (1: repair immediately; 5: like new)• Cross-departmental review (General Services, Safety Officer)
Estimated Cost	<ul style="list-style-type: none">• TBD based on scope of issues
Deliverables	<ul style="list-style-type: none">• 5–10-year plan for resolution of issues
Estimated Start Date	<ul style="list-style-type: none">• Priority 1 (Emergency) addressed ASAP; remaining issues prioritized based on safety and funding availability
Strategic Plan Alignment	<ul style="list-style-type: none">• Resident Well Being - Expand and maintain recreational assets



Assessment Results

- **Number of Issues Identified**
 - 108
- **Issues by Community Center**
 - Sandy Mush: 24
 - Big Ivy: 53 (15 pool-related)
 - Bent Creek: 5 (no buildings)
 - Beech: 26
- **Priority 1 Issues**
 - Overall: 46
 - Improvement: 17
 - Safety: 29

220	Pool Bathrooms need ADA accessibility	Big Ivy
227	Pool Decking needs general maintenance (finish and stain)	Big Ivy
228	Pool needs general maintenance	Big Ivy
229	Pool tile needs replacing	Big Ivy
230	Pool needs repainting	Big Ivy
231	Volleyball court needs sand	Big Ivy
232	Basketball court resurfacing	Big Ivy
233	Playground needs ADA accessibility (sidewalk access)	Big Ivy
234	Playground needs mulching (currently gravel)	Big Ivy
235	Playground elements need repair/replacement	Big Ivy
236	Playground borders have rebar ends sticking out from them	Big Ivy
237	Main Building flooring needs replacing	Big Ivy
238	Main Building water heater leaks (replace/repair)	Big Ivy
239	Main building electrical issues need addressing (wires coming from ceiling)	Big Ivy
240	Main building hallways need to be repainted	Big Ivy
241	Main building bathrooms need general maintenance	Big Ivy
242	Main Building exits need to be accessible	Big Ivy
243	Address ADA Issues	Bent Creek
244	Shelter has electrical issues that needs addressing	Bent Creek
245	Address Old Trees to be Taken Down	Bent Creek
246	Basketball court resurfacing	Bent Creek
247	Basketball goals need replacing	Bent Creek
248	Interior of building needs painting	Beech
249	Multiple Ceiling tiles need to be replaced	Beech
250	Ceiling needs painting	Beech
251	Interior lighting upgraded to LED	Beech
252	Existing piping holes from old heating system need to be patched	Beech
253	Door locks need to be replaced with deadbolts	Beech
254	Multiple doors need replacing	Beech
255	Electrical wiring issues through interior of building	Beech
256	Bathrooms need general maintenance	Beech
257	Replacement of water heater (only have access to cold water in bathrooms)	Beech
258	HVAC system to be updated (no access to heat in building)	Beech
259	Carpet in library room needs to be rpped up	Beech
260	Vent need to be sealed to the left of the stage	Beech
261	Access to crawl space needs repair (stairs are broken, currently using ladder)	Beech
262	Windows need sealing	Beech
263	Attic needs thorough inspection (potential moisture issues)	Beech



Next Steps

- Life safety issues (i.e., door exits at Beech) have already started
- General Services has requested maintenance and repair funding in their FY23 budget





Arts & Culture Funding

Presented by

Rachael Nygaard, Strategic Partnerships Director

April 26, 2022



Issues

- Buncombe County does not have a dedicated funding process related to Arts & Culture
- Organizations seeking County funding for Arts & Culture-related services must apply to broader County grant programs
- Grant programs operate on a competitive basis, which leads to uncertainty and fluctuation in funding for Arts & Culture
- Existing grant programs operate on an annual basis with time limitations, such as no more than 3 years for a single project in Strategic Partnership Grants



Considerations

- NC Counties have clear legal authority to fund arts programs & museums operated by community organizations
- Arts & Culture programs are not mandated County services
- County procurement policy recommends competitive bidding as a best practice as way to ensure equity, inclusion, & best use of taxpayer funds (required for service contracts \$90 K+)



Contract Funding

- County departments may contract with outside organizations (including nonprofits) to purchase goods or services in accordance with County procurement policy & contract policy
- Contracts include specific activities, deliverables, and reporting measures, which are used for evaluating performance
- Contract evaluation is incorporated into the annual budget process
- Example: Economic Development budget includes funding for 2 specific organizations that advance departmental goals, with board approval through Economic Development hearings (see next slides)



Economic Development Contract Funding

Economic Development Coalition

Contract	\$400,000
Services	Local industry retention / expansion services, recruitment / marketing, entrepreneurial development, workforce development programming, economic and labor analysis, and public tracking / reporting of economic metrics.
Rationale	28-year, accredited partner organization that focuses on workforce investment, high-wage job creation & economic diversification through target industry growth in Buncombe County. Staff responsible to County for marketing and project management services, facilitation of local business and industry site visits and organization meetings, mentoring and funding of Buncombe County based start-ups, etc.
Outcomes	(FY21): 947 new jobs, \$715M capital investment, \$66.6K average wage, 19 startups in the Elevate program, \$500K Angel Investments, \$12.2M raised by Asheville Start Ups and over 120 local industry meetings



Economic Development Contract Funding

Asheville-Buncombe Sports Commission

Contract	\$45,000 (including \$20,000 for SOCON Sponsorship Fee)
Services	Recruitment and retention of recreational tourism events (e.g., Southern Conference Tournament, Billie Jean King Tennis, Skyview Golf Tournament), coordinate community events related to sporting events (e.g., Downtown Dribble), attend trade shows and recruiting events, develop marketing/advertising material
Rationale	28-year, accredited partner organization that focuses on workforce investment, high-wage job creation & economic diversification through target industry growth in Buncombe County. Staff responsible to County for marketing and project management services, facilitation of local business and industry site visits and organization meetings, mentoring and funding of Buncombe County based start-ups, etc.
Outcomes	(FY22): 49k event attendees, \$13M direct spending, 7K jobs created/maintained, \$645K local taxes generate



Current funding requests related to Arts & Culture

- FY2023 Strategic Partnership Grant & Tipping Point Grant Applications are currently under review by the committees
- Committee recommendations will be included in County Manager's budget message on May 19, 2023
- \$2.8 M requested across 103 projects spanning Education; Environment; Well-Being & Economy (\$1 M available to allocate)
- Includes \$250 K in requests for Arts & Culture programs across 12 projects, such as:

Cultural Events	Performing Arts	Museum
Storytelling	Arts Education	Creative Jobs
Artist Residency	Writing	Studio & Gallery



Options

Option	Pros	Cons
<p>No change: Fund Arts & Culture through existing annual competitive grant programs</p>	<ul style="list-style-type: none"> Budget Neutral 	<ul style="list-style-type: none"> Does not address issues
<p>Earmark within Strategic Partnership Grants: Set aside a certain amount of funds within the \$900k overall grant program to go towards Arts & Culture</p>	<ul style="list-style-type: none"> Budget Neutral 	<ul style="list-style-type: none"> Complex to implement a specialized earmark within a general grant program Too late to start for FY2023
<p>Establish a new pool of funds for Arts & Culture: Award funds to eligible organizations that apply through a specialized process</p>	<ul style="list-style-type: none"> Creates a specialized process to fund the sector 	<ul style="list-style-type: none"> New Expense Administrative burden to design, implement & monitor a new program
<p>Establish an Arts & Culture “block grant”: Award a sum of funds to the County-designated arts agency for sub-granting & monitoring</p>	<ul style="list-style-type: none"> Creates a specialized process to fund the sector Could begin FY2023 	<ul style="list-style-type: none"> New Expense

What is in Your Packet

- Memo on Sidewalks
- List of contracted non-profits
- Headcount by year
- School funding handout
- Fee Schedule



FY2022 Year-End Projections



FY22 Budget Overview

\$388.7 million

budgeted expenditures

\$360.6 million

budgeted revenues
(excluding appropriated fund balance)

\$12.9 million

appropriated fund balance (excluding capital transfer)
(FY2022 amended budget)



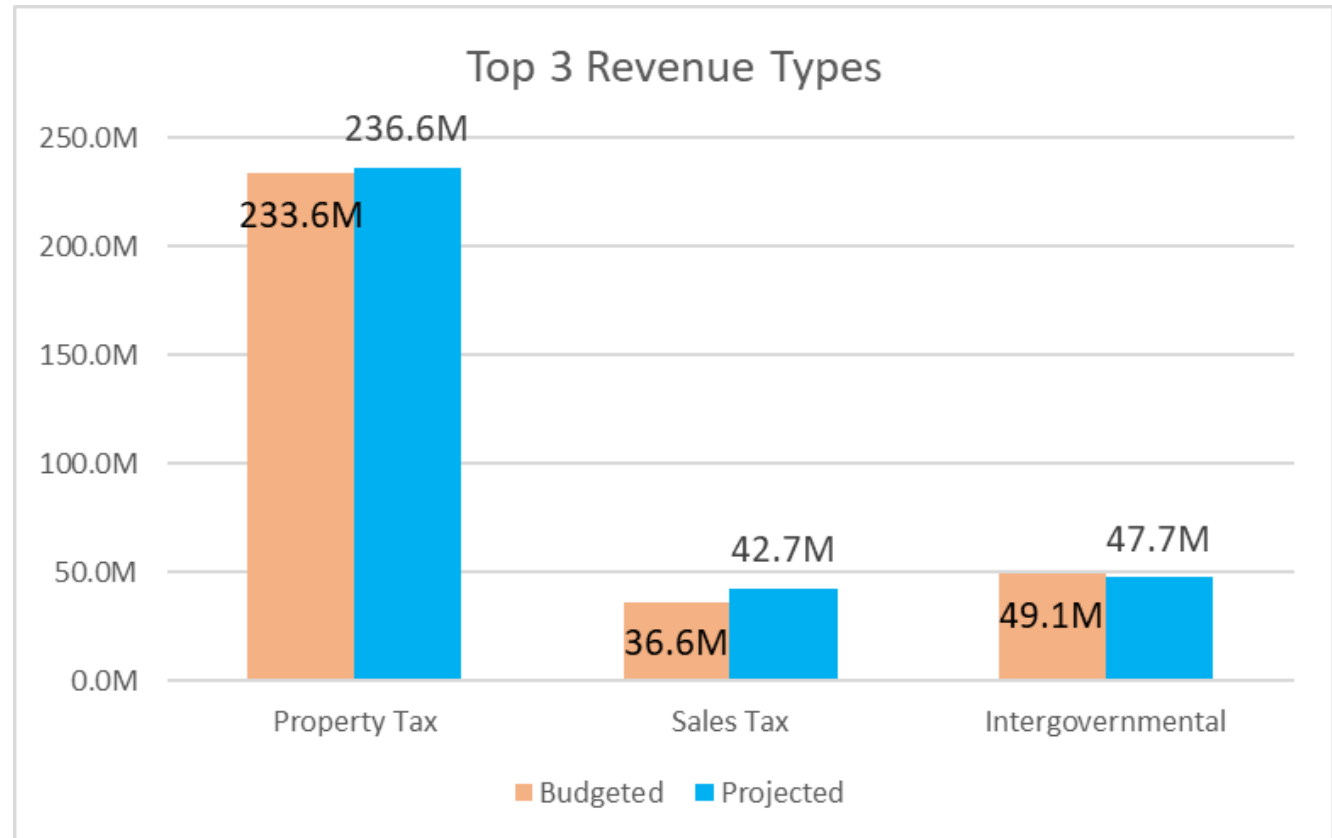
FY22 General Fund Projection

Revenue by Type

\$360.6 million
budgeted revenues
(excluding appropriated fund balance
and capital fund transfer)

\$371.2 million
projected revenues

102.9%
projected revenues of budget
(excluding appropriated fund balance)



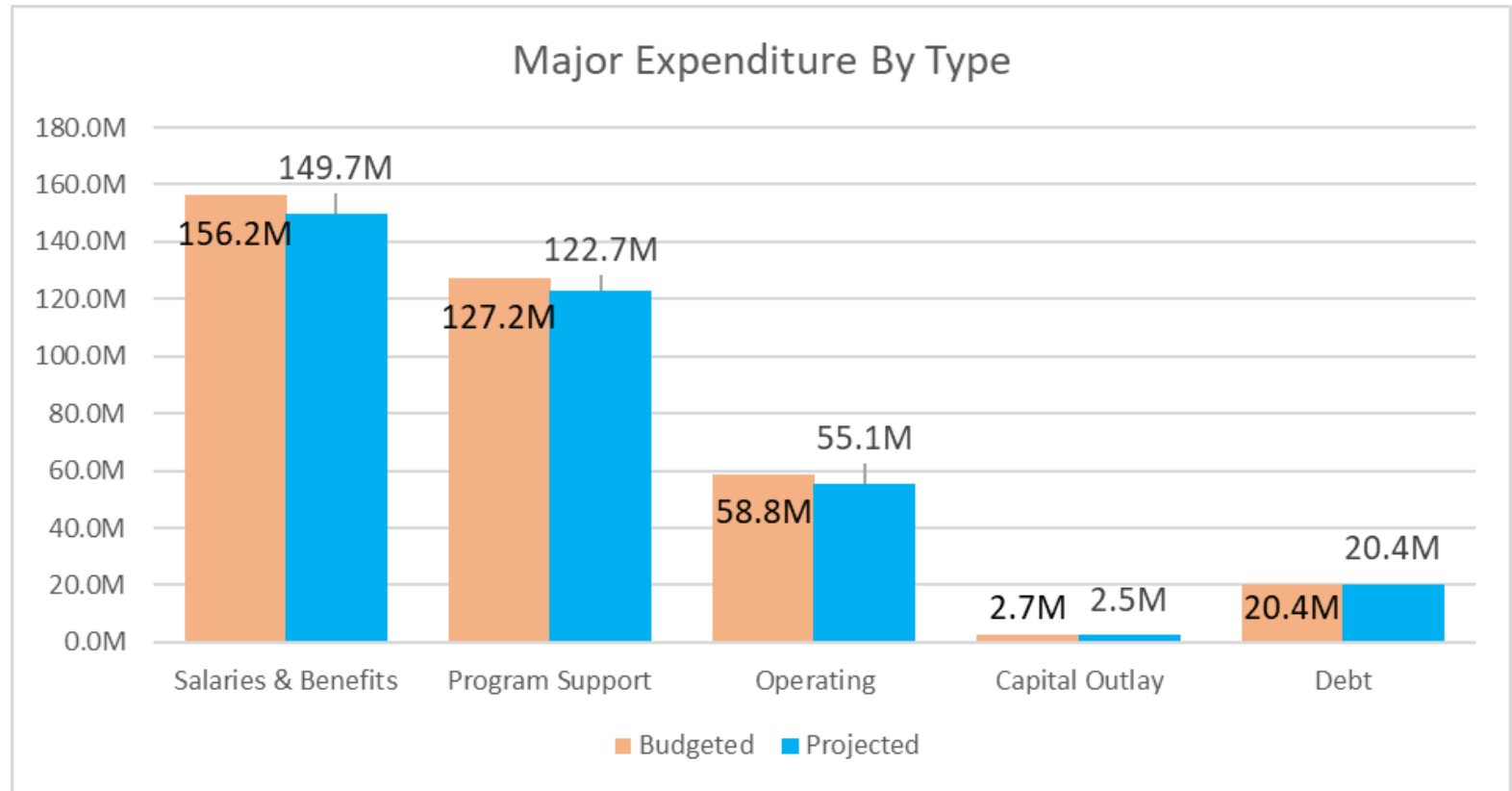
FY22 General Fund Projection

Expenditures by Type

\$388.7 million
budgeted expenditures

\$373.4 million
projected expenditures

96.0%
projected expenditures of budget



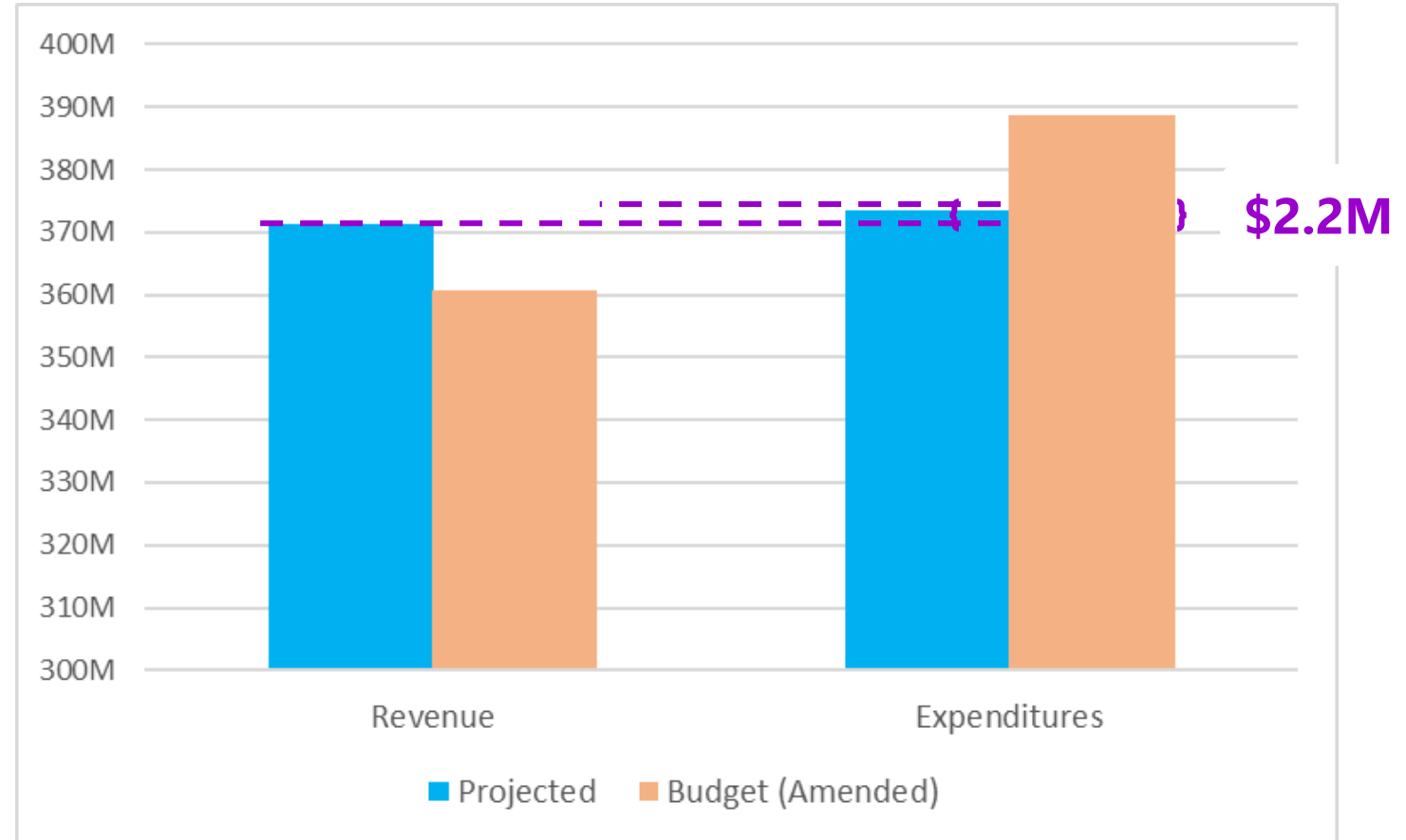
FY22 General Fund Projection

\$28.0 million

budgeted appropriated fund balance
(includes Capital transfer)
(FY22 amended)

\$2.2 million

Use of fund balance

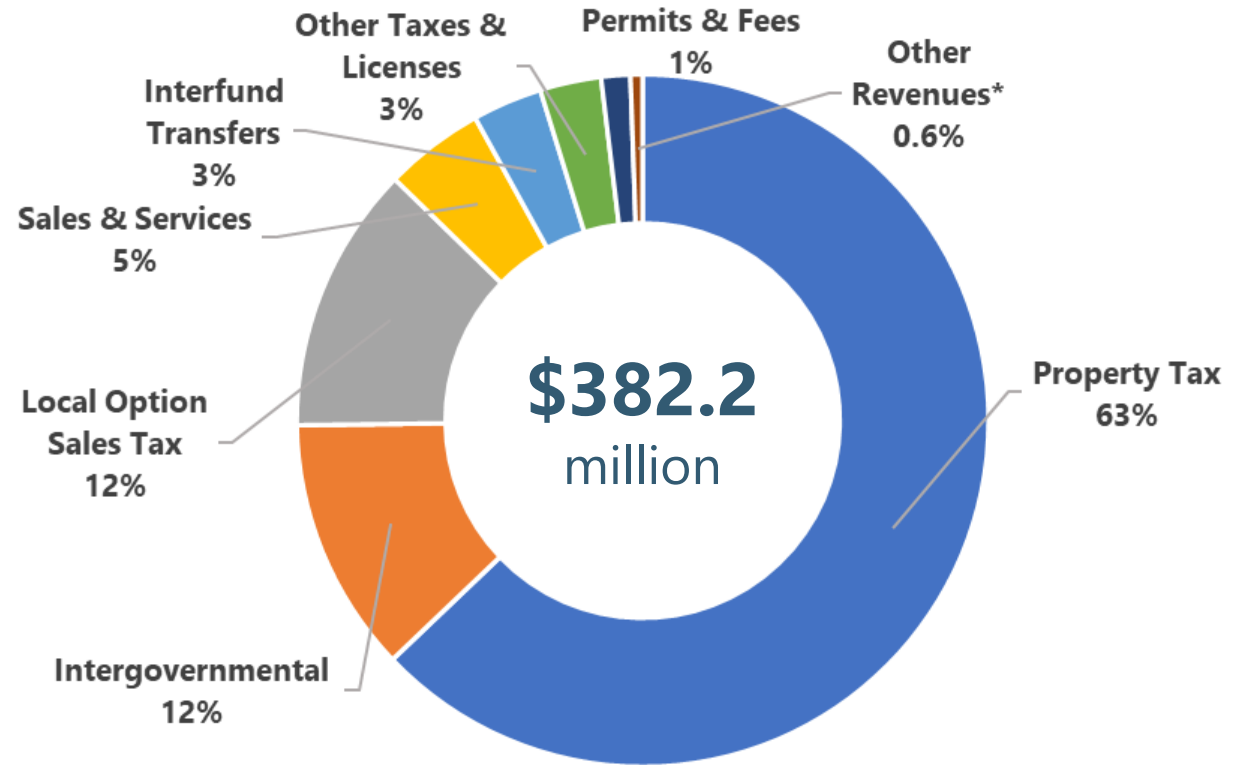


FY23 Revenue



FY2023 Second Pass: Revenue

Revenue Source (millions of \$)	FY2023 Second Pass
Property Tax	240.3
Intergovernmental	45.5
Local Option Sales Tax	47.8
Sales & Services	17.8
Interfund Transfers	12.5
Other Taxes & Licenses	10.9
Permits & Fees	5.2
Other Revenues*	2.2
Total	382.2



*Note: Other Revenue includes grant revenue, investment earnings, program revenue, and sale of assets.

General Fund Revenue Comparison

Revenue Source (millions of \$)	FY2022 Amended	FY2023 Second Pass	Variance
Property Tax	233.6	240.3	6.7
Intergovernmental	49.1	45.5	(3.6)
Local Option Sales Tax	36.6	47.8	11.2
Sales & Services	19.1	17.8	(1.3)
Interfund Transfers	5.0	12.5	7.5
Other Taxes & Licenses	10.8	10.9	.1
Permits & Fees	4.8	5.2	.4
Other Revenues*	1.6	2.2	.6
Total	360.6	382.2	21.6

*Note: Other Revenue includes grant revenue, investment earnings, program revenue, and sale of assets. FY2022 amended budget as of April 18, 2022

FY2023 Revenue Drivers

Cost Center (thousands of \$)	FY2023 Variance	Description
Emergency Services	1,765	Increase in ambulance revenue
911 Operations	976	Increased local government revenue from consolidation
Permits & Inspections	286	Revenue generated from increase in building permit volume
Register of Deeds	253	Increase in excise tax due to transaction volume
Tax Collections	182	Occupancy Tax Collection Fees increase with the tax collected
Parking Services	150	Parking garage revenue has increased since the pandemic
Identification Bureau	115	Increase in cost sharing revenue related to expenditures
Planning	83	Increases in volume of Planning and Erosion Control fees
Division of Social Services	-220	One-time passthrough ARPA funding
Public Health	-608	Expected reduction in Covid Vaccination Revenue
Sheriff's Office	-632	Loss of School Resource Officer revenues
Direct Assistance	-1,279	One-time passthrough ARPA funding
Detention Center	-2,954	Expected decreases in housing other inmates
Total Of These Cost Centers	-1,882	

Note: Ad valorem revenue includes current year, prior first year, interest, and property audit discoveries



Sales Tax Revenue

Article (millions of \$)	County Share	FY2021 Actuals	FY2022 Amended	FY2022 Projected	FY2023 Second Pass
39	50%	17.0	16.6	19.5	21.7
40	70%	11.4	11.5	13.2	14.9
42	40%	8.6	8.5	10.0	11.2
Total		37.1	36.6	42.7	47.8
46	0%	16.0	11.5	18.6	20.4



Ad Valorem Tax Revenue

Property Type (billions of \$)	FY2021 Property Value	FY2022 Property Value	FY2023 Property Value
Real Property	34.7	41.7	42.9
Motor Vehicle	2.5	2.8	2.8
Personal Property	2.7	2.6	2.6
Public Service	1.0	1.0	1.0
TOTAL	41.0	48.1	49.2

	FY2021 Actual	FY2022 Amended	FY2023 Second Pass
Collection Percentage	99.00%	99.50%	99.65%
Tax Rate	52.9	48.8	48.8



FY23 Expenditures

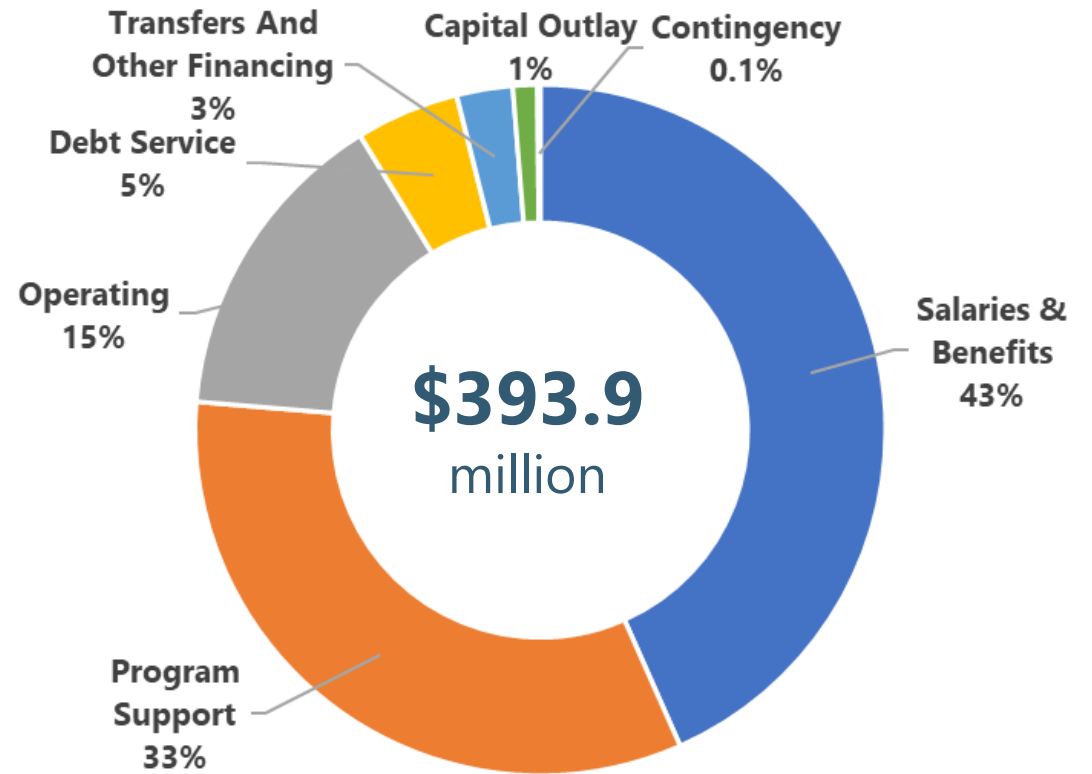


Expenditure Changes since previous Work Session (3/29)

Expenditure Changes Since First Pass (millions of \$)	Change from First Pass To Second Pass
Requested positions from 71 to 61 and staggered starting dates	-2.02
Compensation Study Costs	+4.97
Salary budget to account for lapse	-4.50
Contingency from \$1M to \$500k	-0.50
Requested Operating reductions from departments	-1.09
Program Support	-0.22
Transfers for Incentive Payments and Sidewalks	-1.03
Total	-4.38

FY2023 Second Pass: Expenditures

Category (millions of \$)	FY2023 Second Pass
Salaries & Benefits	170.8
Program Support	129.8
Operating	58.9
Debt Service	19.1
Transfers And Other Financing	10.3
Capital Outlay	4.6
Contingency	.5
Total	393.9



General Fund Expenditure Comparison

Category (millions of \$)	FY2022 Amended	FY2023 Second Pass	Variance
Salaries & Benefits	156.2	170.8	14.6
Program Support	127.3	129.8	2.5
Operating	58.8	58.9	.0
Debt Service	20.4	19.1	(1.3)
Transfers And Other Financing	7.8	10.3	2.5
Capital Outlay	2.7	4.6	1.9
Contingency	.3	.5	.2
Total	373.5	393.9	20.4

Total FY2023 Second Pass Budget

FY2023 Second Pass	
Revenues	382,225,087
Appropriated Fund Balance	11,698,946
Expenditures	393,924,033
Total	393,924,033

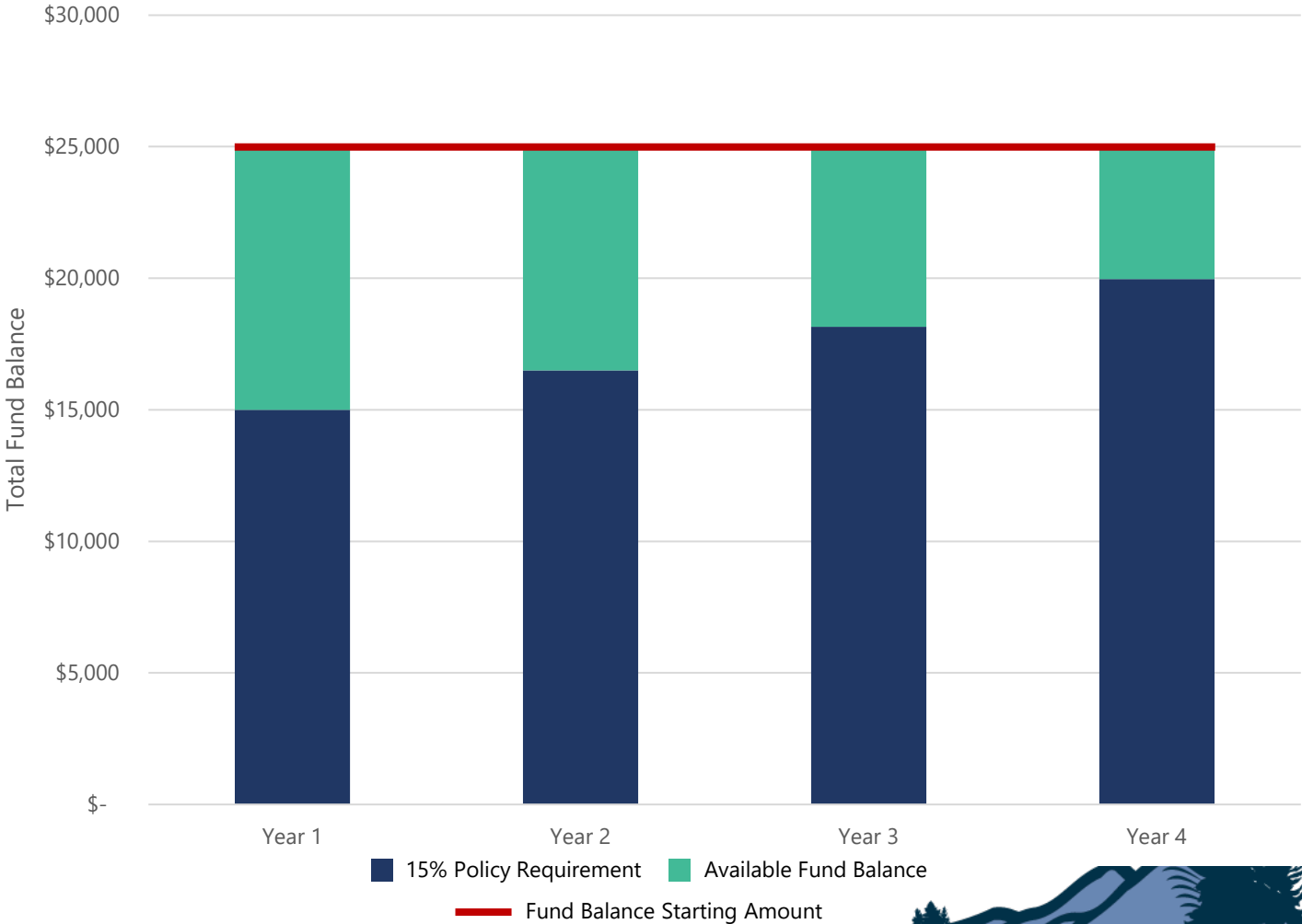
Fund Balance Discussion



Fund Balance – Example Scenarios

Scenario A: No Use

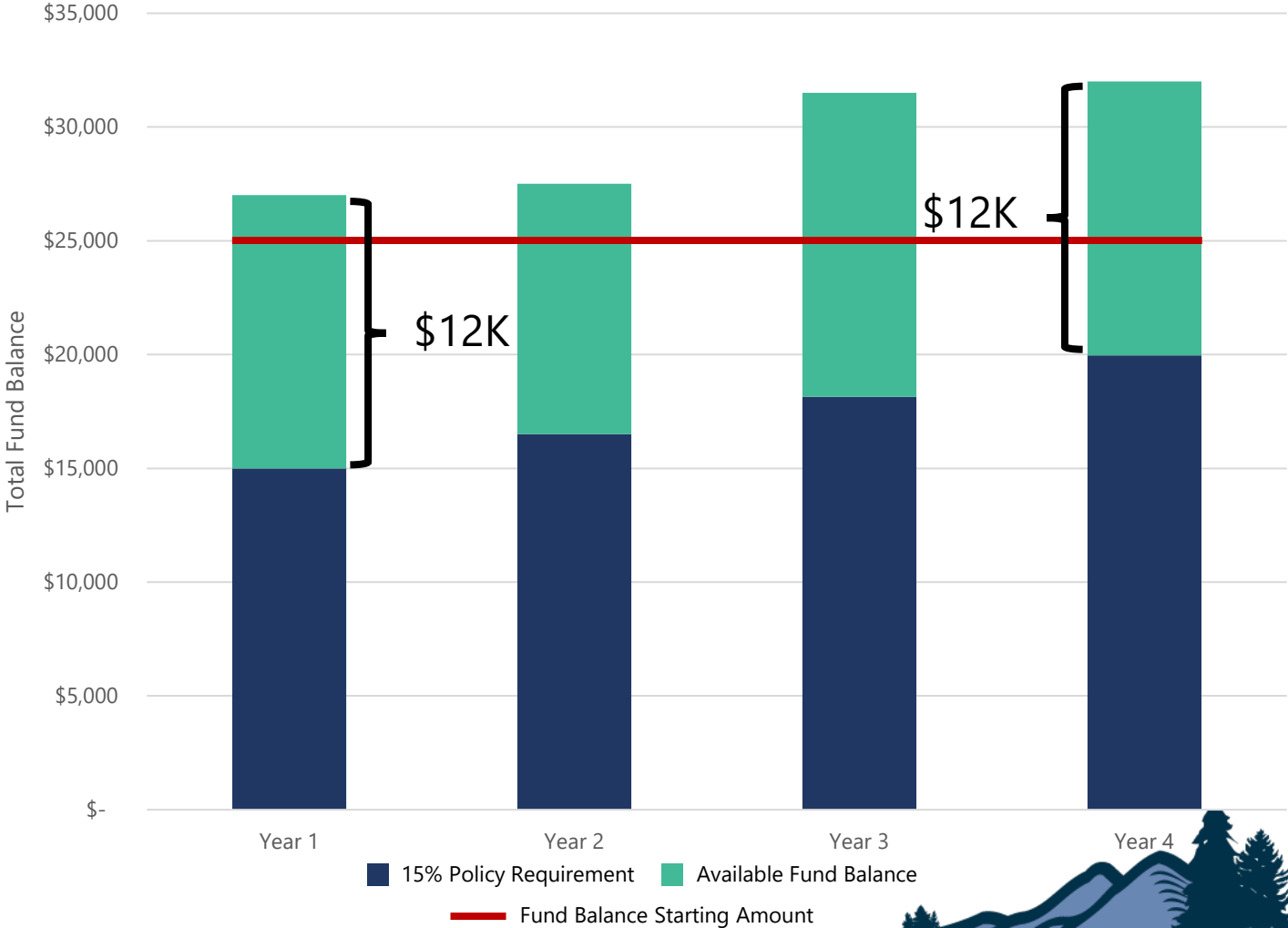
Revenue & Expenditure Growth = 10%
Expenses = Revenues



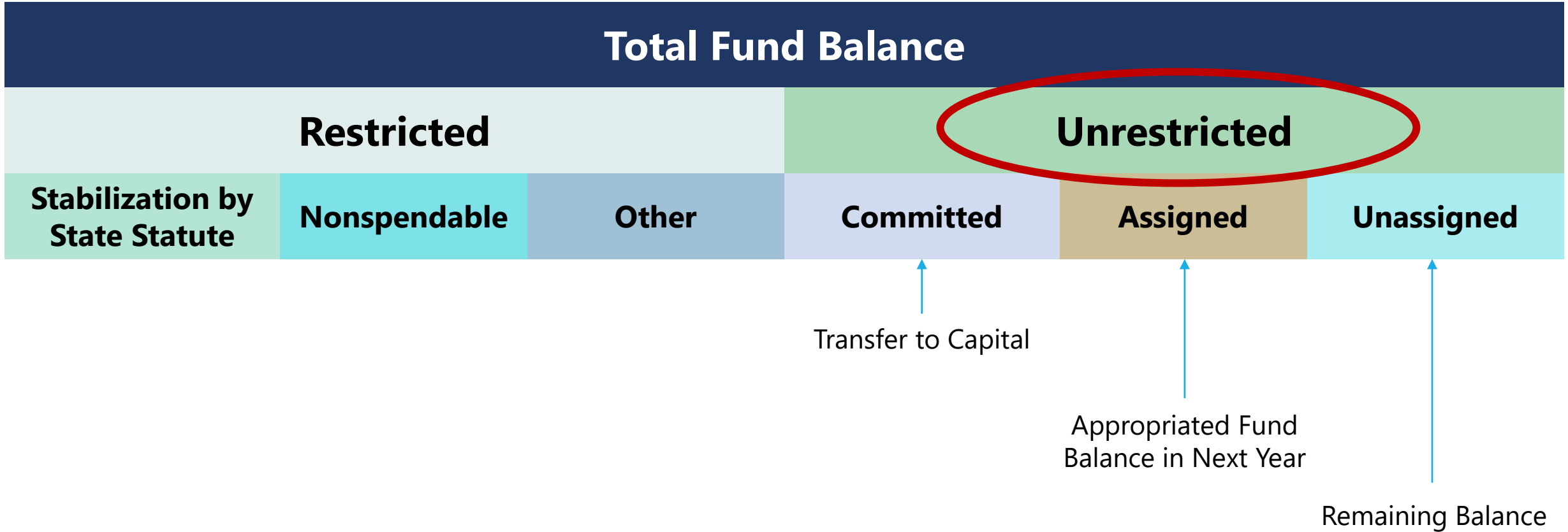
Fund Balance – Example Scenarios

Scenario B: Contribution

Revenue & Expenditure Growth = 10%
Revenue Surplus Variation
1st Year = \$2K
2nd Year = \$500
3rd Year = \$4K
4th Year = \$500



Types of Fund Balance



Review of Previous Years & FY2022 Projection

(millions of \$)

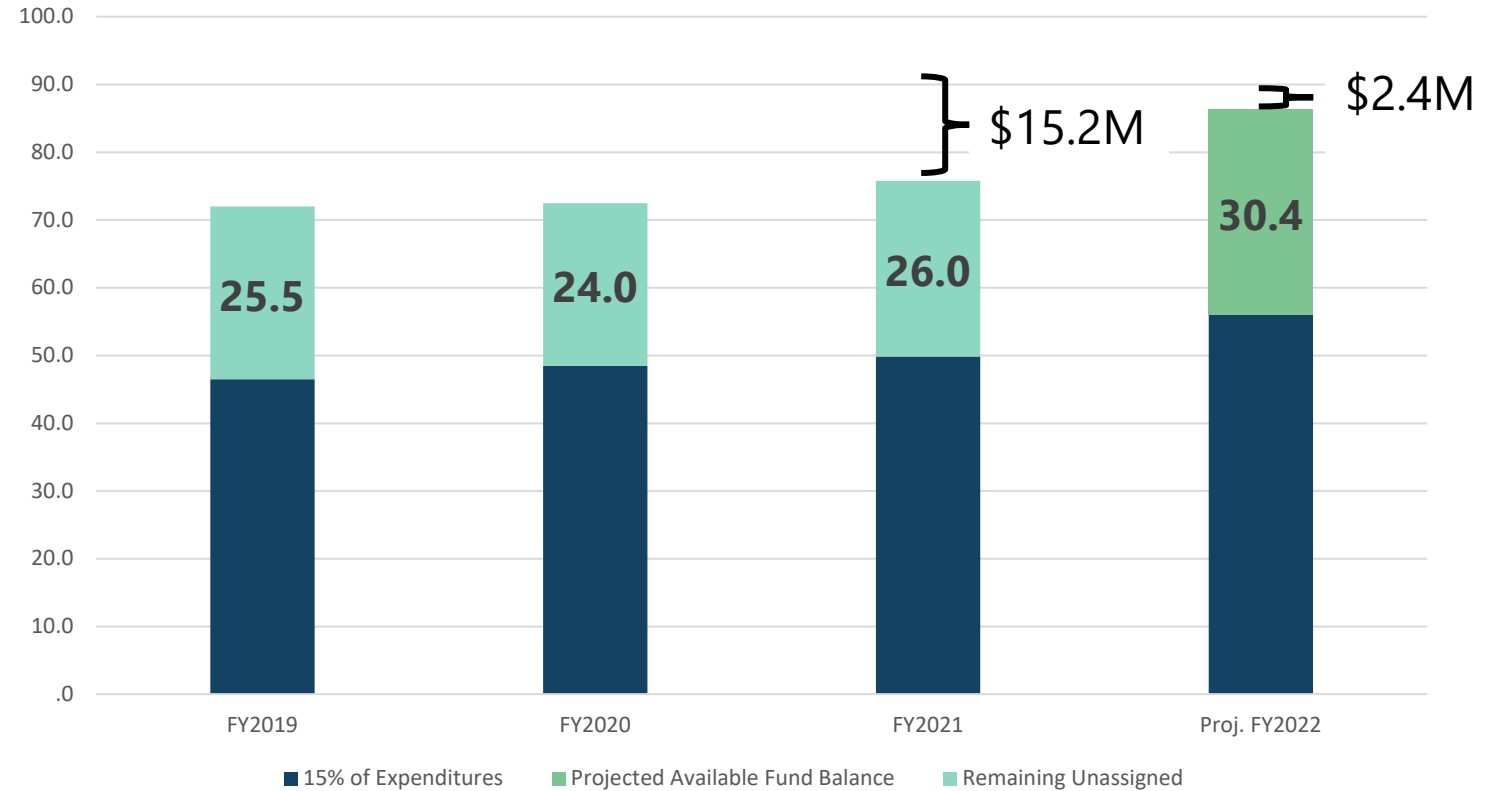
Total Fund Balance

2019	2020	2021
95.3	97.8	116.7

Unrestricted Fund Balance

2019	2020	2021
72.0	72.5	75.8
		+15.2

Unrestricted Fund Balance



Takeaways for Multi-Year Financial Outlook

- Projecting \$2.4M Committed via Capital Transfer
 - Projection is contingent upon:
 - Total Expenditures in FY2022
 - Appropriated Fund Balance for FY2023
- This would leave \$30M in Remaining Unassigned

Multi-Year Financial Outlook



Baseline Scenario Assumptions

Revenue

- 48.8¢ property tax rate
- 2.4% annual growth in property tax base
- \$47.8 million sales tax revenue in FY23 (10% above FY22 projections)
- Other revenues: 1% to 3% annual growth (varies by source)

Expenditures

- 3.0% annual growth in education
- 1.0% annual growth in operating and program support
- 6.0% growth in personnel in FY24, 2.5% in FY25
- Moderate increases in investments in strategic plan priorities

Target: above 15.0% fund balance ending FY24



Financial Outlook

Category (millions of \$)	FY2022 Amended	FY2022 Projected	FY2023 Projected	FY2024 Projected	FY2025 Projected
Expenditures	388.7	373.4	393.9	404.0	416.3
Foundational Recurring	353.9		372.8	386.2	398.9
Strategic Plan Priorities	14.4		15.6	13.3	12.9
Foundational One-time	20.4		5.5	4.5	4.5
Revenue	(360.6)	(371.2)	(382.2)	(393.3)	(404.4)
Property tax	(233.6)	(236.6)	(240.3)	(247.4)	(254.4)
All other revenue	(127.0)	(134.6)	(141.9)	(145.9)	(150.1)
Fund Balance Change (Budgetary Appropriation)	(28.0)	(2.2)	(11.7)	(10.7)	(11.9)
Fund Balance (% of Expenditures)	12.4%	24.9%	19.7%	16.5%	13.2%
Property Tax Rate	48.8¢	48.8¢	48.8¢		

Note: FY2022 projected based on actuals through April 19, 2022.





Capital Projects and Debt

Presented by
Don Warn
Finance Department
April 26, 2022



Capital Project vs. Capital Asset

- A capital project is a large project that costs a lot of money, lasts a long time, and is generally complex
- A capital assets, in the world of accounting, include land, buildings, machinery, vehicles, computer equipment and intangibles
- A capital project may result in the creation or acquisition of a capital assets, but not always
- Projects should expense and not capitalize **any costs which do not improve or enhance the functionality of an asset or extend the useful life of an asset**



Debt Management

➤ Debt Policy

- **Project characteristics support use of debt** - The County may issue debt for the purpose of acquiring or constructing capital assets including land, buildings, machinery, equipment, furniture and fixtures
- **Minimum useful life** - Long-term debt will be issued to purchase or construct capital improvements or equipment with a minimum expected life of five years
- **Long-term debt will not be amortized for a period beyond the life of the asset it is financing**



Debt vs. PayGo

It is the objective of the policy that:

- The County obtain financing only when necessary;
- The process for identifying the timing and amount of debt or other financing be as efficient as possible;
- The most favorable interest rate and other related costs be obtained, and
- The credit rating of the County is protected



Debt vs. PayGo

➤ Debt considerations:

- Quicker delivery of projects
- Spreads the costs over the useful life
- Increases capacity for more projects
- Interest rate environment

➤ PayGo considerations:


- Availability of funds
- Timing of projects
- Interest savings can be put towards other project



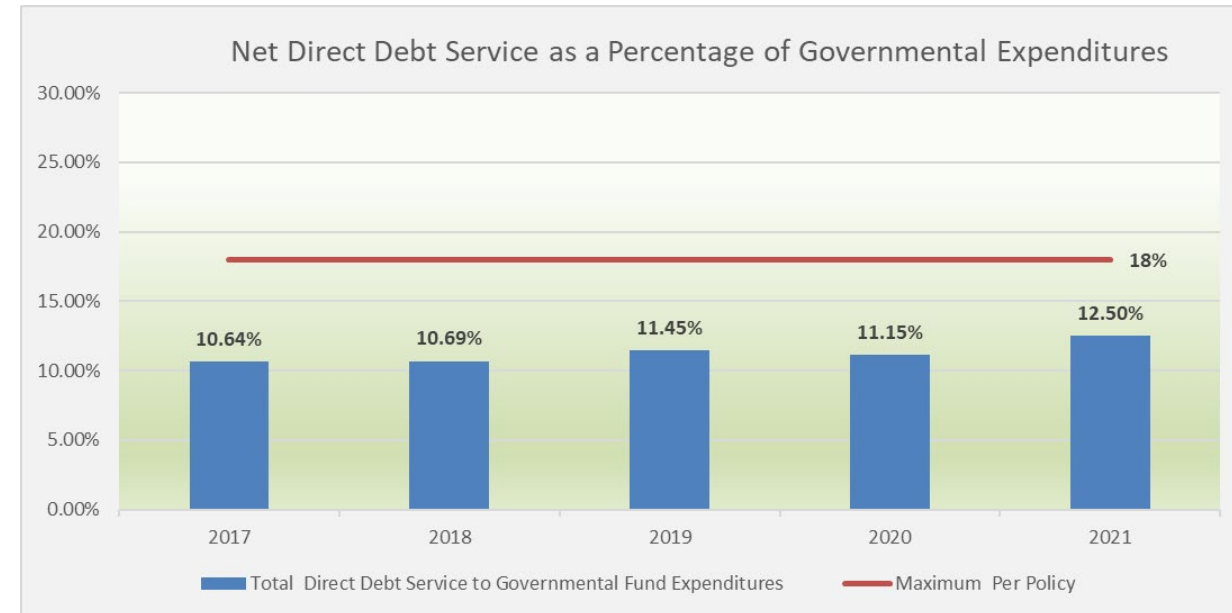
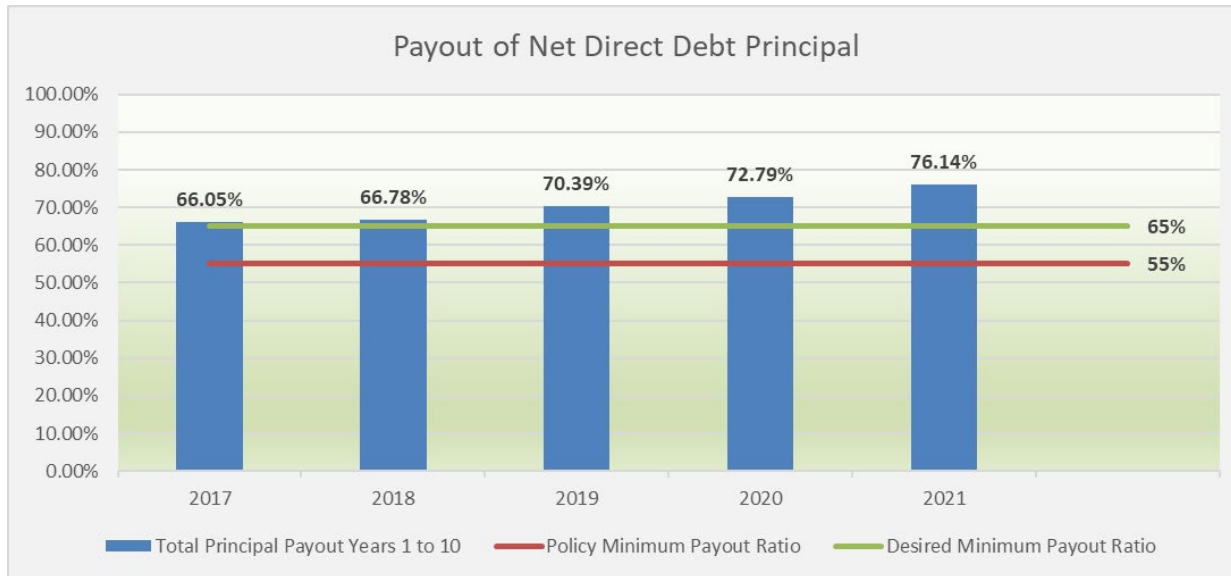
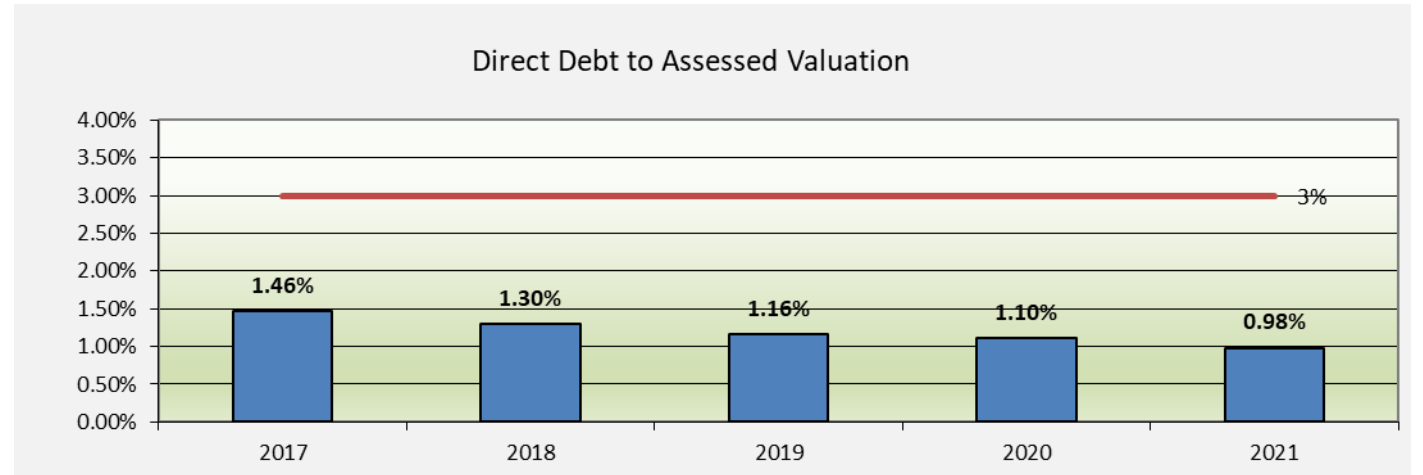
Debt Policy Ratios

Per NCGS 159-55, net debt shall not exceed eight percent (8%) of the appraised value of property subject to taxation. However, the County policy places the following additional restrictions and guidance on the use of debt financing and debt structuring beyond the terms of the General Statutes:

Ratio	Definition	Restriction	Year Ending 06/30/2021
Net Direct Debt as a Percentage of Assessed Valuation	Measures debt levels against the property tax base which generates the tax revenues that are the main source of debt repayment.	Less than 3%	0.98%
Net Direct Debt Service as a Percentage of Total Governmental Fund Expenditures	Measures the budgetary flexibility government-wide to adapt spending levels and respond to economic condition changes.	Not to exceed 18%	12.50%
Payout of Net Direct Debt Principal	Measures speed at which the County's outstanding debt is amortized.	The County will strive for a 10 year payout ratio of 65% or greater and will maintain a minimum payout ratio of 55% or better.	76.14%
Outstanding Variable Rate Debt as a Percentage of Net Direct Debt	Measures the amount of variable rate debt to which the debt portfolio is exposed.	Not to exceed 15%	0%



Debt Policy Ratios



Questions?



Capital Project Discussion



Debt v. Pay-Go

Debt or Pay-Go

Buncombe County's debt policy states "The County shall consider pay-as-you-go financing (also known as cash or Pay-Go financing) by using current resources, such as current tax dollars or accumulated reserves, for projects appropriate for this type of financing." The Finance Office supports funding smaller capital expenditures (less than \$500,000) or that have a shorter useful life (less than 10 years) via Pay-Go while debt financing larger expenditures and those that have a longer useful life. There are some exceptions, such as vehicles, but this guidance will prevail for most decisions.



Capital Projects

FY23 Recommended Capital Projects	Financing	FY2023 Second Pass
FY23 Electric Vehicle Charging Infrastructure	Capital Fund Transfer	\$ 120,000
FY23 EMS Base Construction	Debt Finance	\$ 7,250,000
FY23 Facility Assessment Renovation and Repair	Debt Finance	\$ 4,010,000
FY23 Library Renovation and Repair	Capital Fund Transfer	\$ 691,654
FY23 Public Safety Training Center Generator	Capital Fund Transfer	\$ 230,000
FY23 Recreation Services Master Plan	Capital Fund Transfer	\$ 200,000
FY23 Solar on Schools (Solar Projects Phase 3)*	Debt Finance	\$ 4,000,000
Total		\$ 16,501,654

Capital Outlay in General Fund		
FY23 Vehicles - General Government	Capital Fund Transfer	\$ 2,811,967
FY23 Vehicles - Sheriff	Capital Fund Transfer	\$ 1,165,194
Total		\$ 3,977,161

Total to be Funded with Capital Fund Transfer	\$ 5,218,815
Total to be debt funded*	\$ 15,260,000

*Debt cannot be sought until project is bid and work has begun



Next Steps



Next Steps

May 10 – Fire Districts and Education Partners

Questions?

Decisions or Input



Appendix



To: Buncombe County Commissioners
From: Nathan L. Pennington, CFM, Planning Director
Date: April 18, 2022
Subject: **Sidewalks in Buncombe County**

The County has a long and interesting history in regards to sidewalks. There are instances of sidewalks that have been constructed throughout the County even though the County is not formally in the sidewalk construction business. “On the ground sidewalks” can be summarized as follows:

- Sidewalk segments have been constructed in the former ETJ’s of Asheville and Weaverville. These segments were constructed to meet the development standards associated with Asheville and Weaverville’s permitting authority which once extended into the now abolished ETJ’s. This created a patchwork of segments that is largely unconnected. Examples can be found along Smokey Park Highway, Jacob Holm Way, New Leicester Highway, Sand Hill Road, Sardis Road, Sweeten Creek Road, etc. Some sidewalk systems were constructed as part of private residential subdivisions and these systems would be maintained by their respective HOA’s.
- Longer sidewalk segments have been constructed as part of grant funding. Funding sources largely came from the Federal and State governments through programs like Safe Routes to School, etc. These longer segments can be found on Emma Road, Smokey Park Highway, New Leicester Highway, etc.
- Other sidewalk segments – this category includes small sections that were built decades ago for which there is no “easy to find” history. Examples include a small segment of sidewalk along Old US 70 parallel to the Ridgecrest Conference Center, segments along the network of streets within the Beacon Village area of Swannanoa, etc.
- A GIS layer has been requested to catalog and effectively map our existing and future sidewalk system throughout the County.

Future construction of sidewalks involves projects like economic development initiatives and other ventures alongside the NCDOT. These are sections that are being constructed as part of new road projects through initiatives like the Complete Streets program. Further, this section discusses future prioritization and policy:

- Future construction examples include sidewalk that the NCDOT is building as part of the Pratt and Whitney project and reaches other areas commonly referred to now as “Biltmore West.” Additionally, sidewalk is being constructed alongside the bridge that will link up Smokey Park Highway to Jacob Holm Way and Walk Off Way adjacent to the Buncombe County Sports Park.
- As we continue to urbanize as a County and as part of the Comprehensive Plan, BC will begin a prioritization exercise to identify needed pedestrian linkages and begin to embark on a phased Capital Improvement Plan for the construction of future sidewalks.
- General Services will mobilize to begin to maintain sidewalks located within public rights-of-way throughout the County.
- The NCDOT requires encroachment agreements for sidewalks/multi-modal paths built within their rights-of-way. The NCDOT **does not** maintain these pedestrian features.

This final section discusses General Fund dollars and how they have been budgeted and used for sidewalks:

- In the past, the NCDOT's Complete Streets policy stipulated that projects where NCDOT would construct a sidewalk in tandem with a road project required a local match (typically 20%). These monies were held until the projects were complete. Given the delays on projects that the NCDOT is currently contending with, the County began contributing to a project budget in the Capital Projects Fund.
- NCDOT has now changed their Complete Streets policy and no longer requires a local match for multi-modal paths and sidewalks as long as the prioritization areas are discussed in a long range plan(s).
- This project currently has a budget of \$207,000 on which there has not been any spending but can be used on maintenance or installation of sidewalks. Funds will be evaluated in FY23 for best use. As there is not a specific project identified for the funds at this time, we will forego a contribution to the Capital Projects fund for Sidewalks in FY23.

Non-Profit Contracts Follow-Up Information

Awarding Service Contracts (Profit & Non-Profit)

North Carolina General Statute does not have any requirements or provide any guidance for awarding a service contract. As part of Buncombe County's Procurement Policy dollar thresholds have been created for when competitive proposals are to be solicited.

Instances when the dollar amount of the contract is \$90,000 or greater and a department determines that competitive solicitation would not be of benefit, the department may waive the process. In those situations, a document titled "Request to Waive Competitive Solicitation for Service Contract" is completed to record the rationale and is signed by the Department Director.

Excerpts from Buncombe County Procurement Policy:

Service Contracts

Competition may be formal or informal based on the dollar amount and project (RFP, simple quotes, or other best practice method). Award should be based on the best overall, justifiable solution, which may include cost and other factors.

Dollar Threshold	Minimum Requirements	Approval/Signature authority
\$0 - \$4,999	Best practice based on the needs of the department Purchase Order recommended Contract may be advisable based on risk	Authorized Department Staff
\$5,000 - \$89,999	Best practice based on needs of the department Purchase Order or Contract required Contract may be advisable based on risk	County Manager or Designee
\$90,000 or greater	Solicitation or Request for Proposals required unless waived (reason for waiver must be provided) Purchase Order or Contract	County Manager or Designee BOCC Notified

For services contracts, consider the following:

- Issuance of a Request for Proposals (RFP) is the preferred method when and if a County department chooses to use a more formal competitive solicitation process.
- The procedures for advertising and proposal opening are flexible.
- Award of service contracts may be based on factors other than cost and responsiveness with such factors as vendor experience, qualifications, and solution possible taking precedence over price.

Waiver of competitive solicitation of services contracts

A Department may waive the requirement for issuance of a competitive solicitation for a services contract over \$90,000 when it is in the County's best interest to do so. Examples of such instances include the following:

- continuum of service delivery is paramount;
- competition will not yield significant benefits;
- when only a single vendor can provide a specific service.

Buncombe County Nonprofit Contracts
FY2022 General Fund, Non-grant agreements

Cost Center	# of Contracts	\$ Value of Contracts
Agriculture and Land Resources	1	\$8,448
Behavioral Health	2	\$127,579
Community Engagement	6	\$236,155
Economic Development	2	\$445,000
Education Support	1	\$250,000
Emergency Services	1	\$10,000
Family Justice Center	2	\$283,590
General Services	3	\$27,837
HHS - Animal Services	2	\$1,356,000
HHS - Direct Assistance	2	\$951,611
HHS - Division of Social Services	16	\$5,750,598
HHS - Public Health	19	\$6,423,142
Human Resources	1	\$5,000
Justice Resource Support	3	\$124,481
Library	1	\$400
Sustainability	2	\$125,000
Grand Total	64	\$ 16,124,841

Cost Center	Supplier	Contract Name	Total Contract Amount	Description
Agriculture and Land Resources	The Environmental Quality Institute	EQI VWIN	\$ 8,448	The Volunteer Water Information Network (VWIN)
Behavioral Health	Homeward Bound of Western North Carolina Inc	Library-Based Homeless Outreach and Coordinated Assessment	\$ 50,526	Operate AHOPE Day Center program and provide library based homeless outreach services
Behavioral Health	Sunrise Community For Recovery & Wellness, Inc.	FY 22 Harm Reduction Coordination	\$ 77,053	Run the Syringe Services Program and other Harm Reduction efforts
Community Engagement	ABCCM Inc	FY22 Community Connector	\$ 50,000	These markets offer a way to build relationships and connections through the provision of food at no cost to the public, along with resource connections to services offered by the County and community partners.
Community Engagement	ABIPA	FY22 Community Connector	\$ 50,000	These markets offer a way to build relationships and connections through the provision of food at no cost to the public, along with resource connections to services offered by the County and community partners.

Buncombe County Nonprofit Contracts
FY2022 General Fund, Non-grant agreements

Cost Center	Supplier	Contract Name	Total Contract Amount	Description
Community Engagement	Bounty & Soul	FY22 Community Connector	\$ 25,000	These markets offer a way to build relationships and connections through the provision of food at no cost to the public, along with resource connections to services offered by the County and community partners.
Community Engagement	Manna Food Bank Inc	FY22 Community Engagement Markets	\$ 50,000	These markets offer a way to build relationships and connections through the provision of food at no cost to the public, along with resource connections to services offered by the County and community partners.
Community Engagement	SPARC Foundation, Inc.	FY22 Community Connector	\$ 25,000	These markets offer a way to build relationships and connections through the provision of food at no cost to the public, along with resource connections to services offered by the County and community partners.
Community Engagement	YWCA, Inc.	FY22 Community Connector	\$ 36,155	These markets offer a way to build relationships and connections through the provision of food at no cost to the public, along with resource connections to services offered by the County and community partners.
Economic Development	Asheville Area Chamber of Commerce	FY22 EDC Agreement	\$ 400,000	Support for Economic Development
Economic Development	Asheville Buncombe Regional Sports Commission	FY22 Sports Commission	\$ 45,000	Economic development through the recruitment and retention of recreational tourism events.
Education Support	OpenDoors of Asheville	Literacy Pilot Program	\$ 250,000	Literacy Pilot Program
Emergency Services	Buncombe County Firefighters Association Inc	FY22 Air Truck Contract	\$ 10,000	Cover costs associated with maintenance, insurance, fuel for air truck. Air truck is used by all county fire districts during large scale emergency incidents that typically require responses from multiple agencies.
Family Justice Center	Helpmate, Inc.	FY22 Crisis Services & LAP	\$ 168,590	Crisis Services for Victims of DV and Lethality Assessment Program
Family Justice Center	SPARC Foundation, Inc.	FY22 Battered Intervention Services	\$ 115,000	Batter Intervention Program
General Services	Upper Hominy Volunteer Fire and Rescue Department, Inc.	FY22 Tower Lease - UPPER HOMINY VFD Revenue Pass-On	\$ 6,124	FY22 Tower Lease - UPPER HOMINY VFD Revenue Pass-On
General Services	Upper Hominy Volunteer Fire and Rescue Department, Inc.	Upper Hominy Land Rental Payment	\$ 9,713	Upper Hominy Land Rental Payment

Buncombe County Nonprofit Contracts
FY2022 General Fund, Non-grant agreements

Cost Center	Supplier	Contract Name	Total Contract Amount	Description
General Services	YMCA Blue Ridge Assembly, Inc.	FY22 YBRA Garren Creek License Fee	\$ 12,000	YMCA Blue Ridge Assembly-Garren Creek Tower Lease
HHS - Animal Services	Asheville Humane Society Inc	FY22-24 Asheville Humane Society Shelter Operations	\$ 1,211,000	FY22-24 Asheville Humane Society Shelter Operations
HHS - Animal Services	Asheville Humane Society Inc	FY22-23 Asheville Humane Society Spay and Neuter Services	\$ 145,000	FY22-23 Asheville Humane Society Spay and Neuter Services
HHS - Direct Assistance	ARC of Buncombe County Inc	FY22- Services for the Intellectually Disabled	\$ 30,000	Provide household assistance to I/DD (Intellectual and Developmental Disabilities) citizens and their families/caregivers. The primary focus will be home repairs, rent/mortgage/utility assistance, and counseling/legal assistance to prevent eviction and homelessness.
HHS - Direct Assistance	Eblen Charities	FY22- CIP/EN/HEMC	\$ 921,611	Energy assistance administration: CIP/EN/HEMC
HHS - Division of Social Services	ABCCM Inc	FY22- Residential Substance Use Services	\$ 248,453	Provide twelve rooms for mothers impacted by substance use and their children.
HHS - Division of Social Services	Day Stay HBC Inc	Adult DayCare	\$ 47,226	Adult Day Care
HHS - Division of Social Services	Eblen Charities	FY22 LIEAP Administration	\$ 3,413,288	Low Income Energy Assistance Program administration.
HHS - Division of Social Services	Eblen Charities	FY22-Emergency Assistance	\$ 426,500	Emergency Assistance
HHS - Division of Social Services	Goodwill Industries of Northwest North Carolina, Inc.	LINKS- Delivery of Independent Living Services for eligible youth	\$ 66,242	Delivery of independent living services (LINKS) per the John Chafee Foster Care Independence Act (Public Law 106-69) for eligible youth (who are now 13 or older and are not yet 21 who are or were in HHS foster care after the age of 13).
HHS - Division of Social Services	Irene Wortham Center Inc	Adult Day Care	\$ 18,083	Adult Day Care services

Buncombe County Nonprofit Contracts
FY2022 General Fund, Non-grant agreements

Cost Center	Supplier	Contract Name	Total Contract Amount	Description
HHS - Division of Social Services	Mountain Child Advocacy Center Inc	FY22- Trauma Focused Evidence Based Evaluation and Treatment	\$ 160,000	Deliver services to disproportionately impacted communities through its Child Trauma Response and Recovery Project. MCAC will provide child abuse, prevention, advocacy and therapy services free of charge to children and families impacted by trauma.
HHS - Division of Social Services	MountainCare Inc	Adult Day Care	\$ 59,205	Adult Day Care
HHS - Division of Social Services	Pisgah Legal Services	FY22 Legal Assistance for Health and Human Services Clients	\$ 100,000	Non-profit legal services below market rate to assist low income residents with legal problems including health care access, consumer and finance, housing, child custody, education, disability, income maintenance and domestic and sexual violence issues.
HHS - Division of Social Services	Resources for Resilience	FY22- Circle of Security Parenting	\$ 77,924	Trauma Informed Parenting Groups for FIH/PPL cases focused on family preservation and reunification
HHS - Division of Social Services	Southwestern Child Development	FY22- Child Care Subsidy	\$ 543,026	Administration of child care subsidy services
HHS - Division of Social Services	SPARC Foundation, Inc.	FY22-FY23- Neutral Facilitation Services	\$ 112,180	Provide preparation, facilitation, and documentation for all Child and Family Team meetings for which referrals are received from Child Welfare Social Workers.
HHS - Division of Social Services	SPARC Foundation, Inc.	Temporary Staffing	\$ 29,310	Temporary Staffing Services
HHS - Division of Social Services	SPARC Foundation, Inc.	FY22-23 Family Time/Visitation Services	\$ 332,000	Family Time/Visitation Services: Facilitate, observe, and support parents and children to have healthy and safe visits. Family visits are court ordered and mandated for children who are in the custody of DSS. They do not reside with their parents and may reside in any setting such as a kinship home, foster home, residential home, etc. As the children's current legal guardian we must maintain these connections and visitation is a big part of working towards reunification.
HHS - Division of Social Services	Umoja Health Wellness and Justice Collective	FY22- Umoja Health, Wellness, and Justice Collective	\$ 27,160	Consultation, Training and Client Services to Educate and Address Historical and Racial Trauma

Buncombe County Nonprofit Contracts
FY2022 General Fund, Non-grant agreements

Cost Center	Supplier	Contract Name	Total Contract Amount	Description
HHS - Division of Social Services	United Way	FY22- NC 2-1-1 Asheville Center Information and Referral	\$ 90,000	Information and referral services for Buncombe County residents and HHS consumers; including substance use disorder and opioid reduction referrals; public health clinic calls weekdays 5pm to 11pm and weekends/holidays 7am to 11pm.
HHS - Public Health	Buncombe County Partnership For Children, Inc.	FY22- Buncombe Partnership for Children- Breastfeeding Friendly	\$ 27,000	Health Promotion; Support clinical, early childhood center, and community outreach programming as per Agreement Addendum AA-886, Healthy Communities - Breastfeeding Strategy deliverables.
HHS - Public Health	CareReach Inc	FY 22 - Hepatitis C Bridge Counselor	\$ 90,000	Health Promotion; Community Care of WNC and NCCCN (North Carolina Community Care Networks)
HHS - Public Health	Eagle Market Streets Development Corporation	FY 22 - Institute for Preventive Healthcare & Advocacy	\$ 55,000	CHIP/CHA; Eagle/Market Streets will serve as the fiscal agent for Institute for Preventive Healthcare & Advocacy, which will act in the role of CHIP Advisory Lead for community health improvement focusing on mental health and wellbeing.
HHS - Public Health	Mount Zion Community Development, Inc.	Project NAF Data & RBA Capacity Building (CHIP)	\$ 15,000	Health Promotion; Developing results-based accountability tools and data capacity related to their existing programming that focuses on addressing birth equity and social determinants of health.
HHS - Public Health	Mountain Area Health Education Center Inc	FY 22 Procedures for BCCCP and FP Clients	\$ 2,000	Family Planning; Provide diagnostic procedures for Breast and Cervical Cancer Control Program (BCCCP) clients.
HHS - Public Health	Mountain Area Health Education Center Inc	FY 22 - School Nurse Contract	\$ 2,941,385	School Nurse Services
HHS - Public Health	North Carolina Alliance of Public Health Agencies, Inc.	FY22 Staffing Agreement	\$ 22,440	Pharmacy-340B Prep; Temporary Staffing Services
HHS - Public Health	North Carolina Alliance of Public Health Agencies, Inc.	FY22 - Medicaid Cost Report	\$ 3,575	Assistance preparing Medicaid cost report
HHS - Public Health	RHA Health Services Inc	FY 22 - Substance Free Youth	\$ 79,823	Health Promotion; RHA Health Services Partnership for Substance Free Youth (Prevention Contract)

Buncombe County Nonprofit Contracts
FY2022 General Fund, Non-grant agreements

Cost Center	Supplier	Contract Name	Total Contract Amount	Description
HHS - Public Health	Sistas Caring For Sistas Inc	FY 22 - CHIP SDOH	\$ 50,000	Health Promotion; to improve community health by implementing evidence-based or informed services that address SDoH, health disparities, and promote health equity. In collaboration with BCHHS, Department of Health, service providers will commit to a shared vision of evidence-based and informed strategies, as well as innovative and creative service delivery methods, in order to collaborate intentionally to achieve this shared vision of health equity. This contract supports the birth equity and infant mortality focus area.
HHS - Public Health	Sunrise Community For Recovery & Wellness, Inc.	FY 22 Community Linkages to Care	\$ 69,274	AA491 CLC Overdose Prevention & Response; Subaward for one FT peer support and administration of flexible fund for Social Determinants of Health
HHS - Public Health	The Salvation Army of Buncombe Co	FY 22 - Isolation and Quarantine	\$ 50,000	AA543: ELC Enhanced Detection; Provide housing and related services for individuals who need to isolate or quarantine as part of the County's COVID response.
HHS - Public Health	Trauma Intervention Programs, Inc.	FY 22 Trauma Intervention Programs, Inc Addendum #3	\$ 19,230	BT Preparedness and Response; Counseling and Traumatic Event Care primarily catering to First Responders, to include Social Workers and Public Health
HHS - Public Health	Western Carolina Medical Society Foundation, Inc.	COVID vaccination site interpreter	\$ 10,000	AA543: ELC Enhanced Detection; COVID vaccination site interpreter
HHS - Public Health	Western Carolina Medical Society Foundation, Inc.	FY 22 Project Access	\$ 100,000	Support for Western Carolina Medical Society Foundation's Project Access for uninsured, low-income Buncombe County residents. Focused on screening for social determinants of health, connection to needed services, including prescription medications and interpretation
HHS - Public Health	WNC Community Health Services	FY22 - Adult and Primary and Oral Health Care Services	\$ 2,626,000	Adult and Child Primary and Oral Health Care
HHS - Public Health	WNC Health Network Inc	FY22 - COVID Community Advancing Equity	\$ 15,000	AA466 Advancing Equity; COVID messaging

Buncombe County Nonprofit Contracts
 FY2022 General Fund, Non-grant agreements

Cost Center	Supplier	Contract Name	Total Contract Amount	Description
HHS - Public Health	YMCA	FY22- Minority Diabetes Prevention Program	\$ 222,415	AA473 Minority Diabetes Prevention Program(MDPP); The YMCA of WNC will serve as program lead and Buncombe County HHS as fiduciary lead for the Public Health Region 2 North Carolina Minority Diabetes Prevention Program (MDPP). The goal of MDPP is to provide: (1) a prediabetes and diabetes prevention lifestyle change support.
HHS - Public Health	YWCA, Inc.	FY 22 - Mother Love	\$ 25,000	Childbirth/Parenting Class; Mother Love
Human Resources	Race Forward	GARE Training	\$ 5,000	Diversity, Equity & Inclusion (DEI); GARE Training
Justice Resource Support	Pisgah Legal Services	Expungement FY22	\$ 33,444	Expungement Services
Justice Resource Support	Resources for Resilience	Justice Services Department, Training	\$ 6,300	Justice Services Department, Training
Justice Resource Support	RHA Health Services Inc	FY22 Jail Diversion and Prison Re-entry	\$ 84,737	FY22 Jail Diversion and Prison Re-entry
Library	Friends of the WNC Nature Center	Library Programming	\$ 400	Library Programming
Sustainability	Green Built Alliance	Neighbor to Neighbor Program - Low income solar	\$ 25,000	Neighbor to Neighbor Program - Low income solar
Sustainability	Green Built Alliance	Blue Horizons Project Management	\$ 100,000	Management of Blue Horizons Project



04-26-2022

Historical Increases to Headcount Since the FY2021 Budget Document

Headcount	Increase to FY2021	Increase to FY2022	Increase to FY2023 (First Pass)
Temporary to Permanent	43		2
New Positions	11	27	71
Mid-Year Additions	23		46
Other	-1	7	-2
General Fund Increase	76	34	117

The above table provides the increase in the General Fund headcount from the beginning of FY2020 to the beginning of FY2021, followed by the beginning of FY2021 to the beginning of FY2022, and from the beginning of FY2022 to the currently anticipated beginning of FY2023.

Prior to FY2021 many positions across multiple departments were long term temporary positions. In FY2021, the County Manager recommended converting these positions to regular positions based on the need to have these positions for day-to-day operations. The increases to the FY2021 General Fund headcount were driven by these temporary to permanent conversions that took place that year (43), along with changes that took place during FY2020 (23) and 11 new positions. One position was transferred to another fund.

The increases to the FY2022 General Fund headcount were mainly new positions (27). The remaining position increase results from adding unbudgeted and frozen positions into the total headcount from FY2021 to FY2022 (7).

The increases to the FY2023 First Pass headcount are mainly driven by new position requests (71). However, the number of mid-year positions approved is 46. Additional changes include two temporary to permanent reclassifications, one frozen to allow for the reclassification of another position, and one position to the Grants Fund. Please note the temporary to permanent reclassifications occurring in FY2023 First Pass are not under the same circumstances as in FY2021. These are truly temporary positions that the department is requesting to work regularly.

Analysis of Local Funds to Schools (Created March 21, 2022)

FY2022	BCS	ACS	
	Best 1 of 2		
	Average Daily Membership	22,086	
		4,129	
Operational	Local Expense Appropriation (Budgeted)	\$ 72,885,192	\$ 14,153,775
	Supplemental School Tax (as of 3/21/22)	\$ -	\$ 11,092,193
	Sales Tax (as of 3/21/22)	\$ -	\$ 2,239,940
	Sales Tax (Projected)	\$ -	\$ 4,531,325
	Total Local Discretionary (incl. Proj.)	\$ 72,885,192	\$ 29,777,293
	Estimated Local Per Pupil	\$ 3,300	\$ 7,212

Projected FY22 Sales Tax Receipts:			
Capital	Article 40 - All Counties (30%)	\$ 4,843,103	\$ 947,312
	Article 42 - All Counties (60%)	\$ 12,819,090	\$ 2,507,416
	Total Local Support w/o Article 39	\$ 90,547,385	\$ 33,232,021
	Article 39 - 50% to Schools*	\$27,635,155	
	Total K-12 Support (incl. SCFC)	\$151,414,561	

*SL 2016-19. The School Capital Fund Commission determines priority of projects.

Note: Fines & Forfeitures are not included here as they are pass-through dollars.



4-26-2022

Breakdown of Sales Tax and Local Education Funding

Fast Facts

Before diving into the distribution of sales tax revenues, three facts must be established:

- 1) Sales taxes are paid by all purchasers on qualifying goods and services;
- 2) All sales tax is collected by businesses and remitted to the NC Department of Revenue;
- 3) 4.75¢ stays with the Department of Revenue and the remainder (2.25¢ for Buncombe County, for a total of 7¢) is distributed to local governments.

Below is an explanation of each article. There are also accompanying visualizations utilizing the FY2022 percentage breakdowns that may help to better understand the narrative below.

Article 39

Article 39 is one whole penny, distributed to Buncombe County on the point of delivery basis. The point of delivery basis distributes by where the goods/services were delivered as reported by the vendor. The funds are distributed between the county and municipalities on the ad valorem distribution method. The ad valorem method distributes based on the levy share of each taxing entity divided by the total levy of all taxing entities. In accordance with S.L. 2016-19, the sales tax revenue distribution to Buncombe County Government must be split 50/50 with the School Capital Fund Commission. After that split, the ad valorem method defines Buncombe County's receipts along with Asheville City Schools Supplemental District and the Fire Districts.

Article 40

Article 40 is one-half penny, distributed to Buncombe County on the per capita basis. The per capita calculation is the county's population as a total of the state's population multiplied by an adjustment factor determined by the State. The funds are distributed between the county and municipalities on the ad valorem distribution method. Finally, the ad valorem method is used again to distribute between the taxing districts in Buncombe County. In accordance with G.S. 105-487, the county's share is split 70/30 with 30% going to our education partners for capital expenditures pro rata by average daily membership (ADM), excluding charter schools.

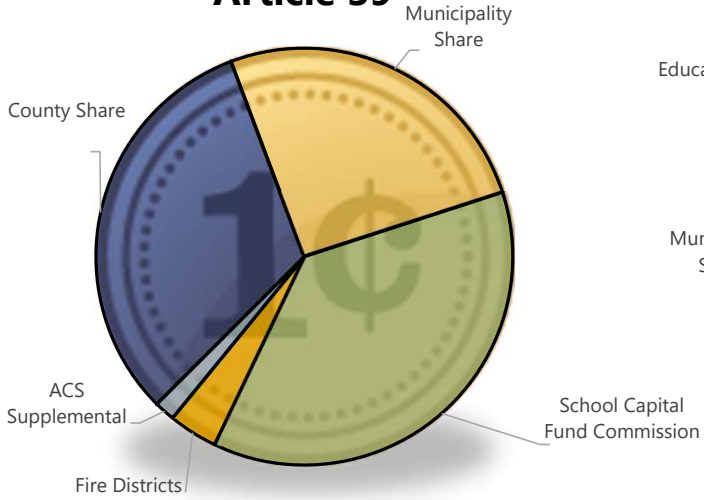
Article 42

Article 42 is one-half penny, distributed to Buncombe County on the point of delivery basis. The funds are distributed between the county and municipalities on the ad valorem distribution method. Finally, the ad valorem method is used again to distribute between the taxing districts in Buncombe County. In accordance with G.S. 105-502, the county's share is split 40/60 with 60% going to our education partners for capital expenditures pro rata by ADM, excluding charter schools.

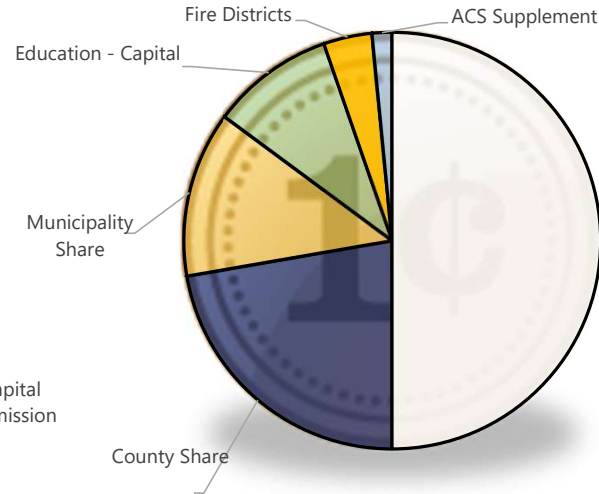
Article 46

Article 46 is one-quarter penny, distributed to Buncombe County on the point of delivery basis. Unlike the other articles, neither municipalities nor other taxing districts receive a distribution of these funds. In accordance with S.L. 2020-9, Buncombe County must appropriate these dollars toward Asheville-Buncombe Technical Community College (debt service, capital, or operating costs).

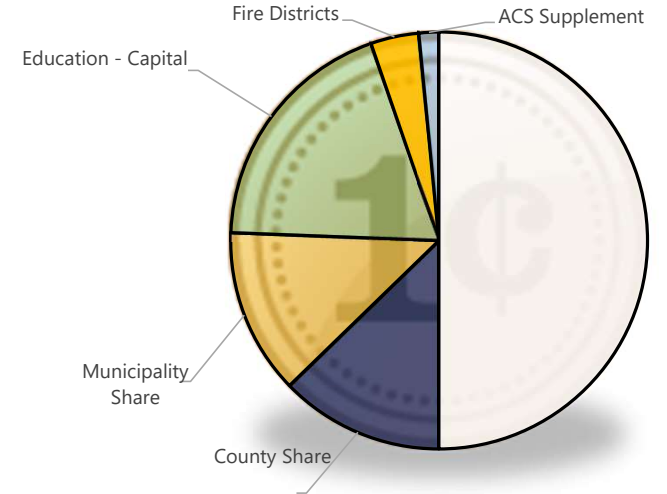
Article 39



Article 40



Article 42



Entity	Share of 1¢
Municipalities	25.7%
SCFC	37.1%
Fire Districts	3.8%
ACS Supplemental	1.6%
County	31.8%

Entity	Share of 1/2¢
Municipalities	25.7%
Fire Districts	7.5%
ACS Supplemental	3.1%
Education - Capital	19.1%
County	44.5%

Entity	Share of 1/2¢
Municipalities	25.7%
Fire Districts	7.5%
ACS Supplemental	3.1%
Education - Capital	38.2%
County	25.5%

Note 1: These percentages reflect the distributions used for FY2022.



Buncombe County Fee Schedule

Fiscal Year 2023

July 1, 2022 – June 30, 2023



Table of Contents

Introduction.....	3	Information Technology.....	29
Fee Schedule Changes for FY2023.....	4	Library.....	29
Countywide.....	6	Parking Services.....	31
Agriculture & Land Resources.....	6	Permits & Inspections.....	33
Air Quality.....	6	Planning & Development.....	40
Clinical Services.....	12	PR & Communications.....	48
Detention Center.....	19	Recreation Services.....	49
Division of Social Services.....	19	Register of Deeds.....	51
Elections.....	19	Sheriff's Office.....	53
Emergency Services.....	21	Solid Waste.....	54
Environmental Health.....	23	Tax Assessment.....	55
Identification Bureau.....	28	Transportation.....	55

Introduction

This fee schedule includes Buncombe County fees for the 2023 Fiscal Year - July 1, 2022 through June 30, 2023.

North Carolina General Statutes

Fees established by North Carolina General Statutes may be included.

WNC Regional Air Quality Agency Fees

Air quality fees are determined by the WNC Regional Air Quality Agency (WNCRAQA) Board per the Interlocal Agreement between Buncombe County and the City of Asheville and may change from year to year. These fees, including definitions and additional details, are included in Chapter 17.0203 of the Agency's regulations, which can be found under *Regulations & Forms* on the website at www.wncairquality.org.

With the exception of the annual Title V tonnage fee, which is determined each year by the Board as part of the budget process, all other fees are adopted into the WNCRAQA Code through the Agency's rule making process, which includes public notice and comment procedures. Chapter 1 of the WNCRAQA Code includes the Interlocal Agreement, the authority under which the program is administered.

Health and Human Services Fees (Clinical Services, Division of Social Services, and Environmental Health Fees)

Per North Carolina General Statute 153A-77(d)(1) the Consolidated Human Services Board has the authority to set fees for departmental services based upon recommendations of the Human Services Director.

Fee Schedule Changes for FY2023

The following departments are amending fees for FY2023.

A **Countywide** fee of \$25 for processing a returned or denied payment is being included in the Fee Schedule. This is an existing fee but has not been listed previously. Per NC General Statute, this fee may not exceed \$35.

Public Health Clinical Services Buncombe County Public Health monitors price fluctuations and insurance reimbursement rates throughout the year. The clinic has a mechanism in place that allows the Buncombe County Health Director to make mid-year adjustments. These adjustments occur quarterly and are subject to the Consolidated Human Services Board's approval.

Division of Social Services is increasing the Pre-placement Assessment and Report to Court fee from \$450 to \$550 to recoup increased costs. This fee is charged for private adoptions.

Elections is implementing a filing fee of \$5.00 per candidate for the Asheville City Schools Board of Education seats.

Emergency Services is implementing new inspection fees for its Fire Marshal program:

- Fire Alarm Installation - \$100
- Fire Sprinkler/Extinguishment System Installation - \$150
- Radio Signal Booster System Review and Inspection - \$100
- After Hours/Weekend Inspection of any Type - \$80

Environmental Health is increasing various fees in the Food, Lodging, & Institutions, and Onsite Wastewater & Wells programs to be comparable with surrounding counties and due to an increased amount of time needed to perform inspections/evaluations. The increases range from \$20 to \$100 per application.

The **Library** is eliminating fees for room rentals for non-profit organizations; book repairs; interlibrary loans; and replacement library cards, CDs, DVDs, audiobook discs, and CD/DVD cases. The library is also reducing fees for replacement of various books/materials. Lastly, the Library is increasing the Collection Agency Fee from \$8.95 to \$9.85.

Parking Services is including parking fees for all surface lots. Surface lot fees are existing but have not been listed in the Fee Schedule previously.

Permits and Inspections is updating various fee descriptions for clarification purposes, consolidating fees, as well as amending the following fees:

- Commercial Permit Administrative fee increasing from \$80 to \$100 to align with minimum commercial permitting fees
- Day Care & ABC License Inspection increasing from \$80 to \$100 to align as a commercial inspection
- Residential Plan Amendments to include an additional \$80 Plan Review fee that had not been previously charged
- Residential Garage Attached/Detached fee is dropping square footage variances and becoming a flat fee of \$240 + trade fee
- Residential Other Accessory Buildings fee is dropping square footage variance and becoming a flat fee of \$100 + trade fee
- Residential Structural Repair fee of \$160 is being included. This fee is existing but had not been listed in the Fee Schedule previously

Planning is decreasing an Erosion & Sedimentation Control fee from \$400 to \$100 to comply with recent changes to State law.

Transportation is eliminating the Mountain Mobility Rural General Public – Single Trip fee.

Department	Program	Fee Name	Fee Description	FY23 Fee	FY23 unit
Countywide		Returned Payment Fee	Fee to cover costs of processing returned payments of any type (e.g., check, bank draft)	\$ 25.00	per returned payment
Agriculture & Land Resources	Cooperative Extension	Plastic Mulch Layer	Daily Use Fee	\$ 50.00	per day
Agriculture & Land Resources	Cooperative Extension	Water Wheel Transplanter	Daily Use Fee	\$ 40.00	per day
Agriculture & Land Resources	Soil Conservation	No Till Seed Drill	This fee is charged for renting agriculture equipment	\$ 10.00	per acre
Agriculture & Land Resources	Soil Conservation	Post Driver	This fee is charged for renting agriculture equipment	\$ 50.00	per day
Agriculture & Land Resources	Soil Conservation	Weed Wiper	This fee is charged for renting agriculture equipment	\$ 35.00	per day
Air Quality	Annual Small & Area Source Permit Fees	Combustion Sources- Boilers & Other Combustion Sources, 1 to 4.99 MM BTU/hr	Annual Permit Fee	\$ 300.00	per year
Air Quality	Annual Small & Area Source Permit Fees	Combustion Sources- Boilers & Other Combustion Sources, 100 and Greater MM BTU/hr	Annual Permit Fee	\$ 800.00	per year
Air Quality	Annual Small & Area Source Permit Fees	Combustion Sources- Boilers & Other Combustion Sources, 15 to 34.99 MM BTU/hr	Annual Permit Fee	\$ 500.00	per year
Air Quality	Annual Small & Area Source Permit Fees	Combustion Sources- Boilers & Other Combustion Sources, 35 to 74.99 MM BTU/hr	Annual Permit Fee	\$ 600.00	per year
Air Quality	Annual Small & Area Source Permit Fees	Combustion Sources- Boilers & Other Combustion Sources, 5 to 14.99 MM BTU/hr	Annual Permit Fee	\$ 400.00	per year
Air Quality	Annual Small & Area Source Permit Fees	Combustion Sources- Boilers & Other Combustion Sources, 75 to 99.99 MM BTU/hr	Annual Permit Fee	\$ 700.00	per year
Air Quality	Annual Small & Area Source Permit Fees	Federal Standards- MACT or GACT	Annual Permit Fee	\$ 350.00	per year

Department	Program	Fee Name	Fee Description	FY23 Fee	FY23 unit
Air Quality	Annual Small & Area Source Permit Fees	Federal Standards- NSPS	Annual Permit Fee	\$ 350.00	per year
Air Quality	Annual Small & Area Source Permit Fees	Generators	Annual Permit Fee	\$ 46.00	per 100 kW/ per year
Air Quality	Annual Small & Area Source Permit Fees	Incinerators- Biological	Annual Permit Fee	\$ 400.00	per year
Air Quality	Annual Small & Area Source Permit Fees	Incinerators- Waste	Annual Permit Fee	\$ 400.00	per year
Air Quality	Annual Small & Area Source Permit Fees	Miscellaneous Processes - Controlled	Annual Permit Fee	\$ 350.00	per year
Air Quality	Annual Small & Area Source Permit Fees	Miscellaneous Processes - Uncontrolled	Annual Permit Fee	\$ 350.00	per year
Air Quality	Annual Small & Area Source Permit Fees	Non-Metallic Mineral Processing- Conveyors	Annual Permit Fee	\$ 10.00	per year
Air Quality	Annual Small & Area Source Permit Fees	Non-Metallic Mineral Processing- Crushers	Annual Permit Fee	\$ 150.00	per year
Air Quality	Annual Small & Area Source Permit Fees	Non-Metallic Mineral Processing- Grinders	Annual Permit Fee	\$ 350.00	per year
Air Quality	Annual Small & Area Source Permit Fees	Non-Metallic Mineral Processing- Others	Annual Permit Fee	\$ 250.00	per year
Air Quality	Annual Small & Area Source Permit Fees	Non-Metallic Mineral Processing- Screens	Annual Permit Fee	\$ 50.00	per year

Department	Program	Fee Name	Fee Description	FY23 Fee	FY23 unit
Air Quality	Annual Small & Area Source Permit Fees	Other Reciprocating Internal Combustion Engines	Annual Permit Fee	\$ 30.00	per 100 HP/ per year
Air Quality	Annual Small & Area Source Permit Fees	Other Sources - Dry Cleaners	Annual Permit Fee	\$ 150.00	per year
Air Quality	Annual Small & Area Source Permit Fees	Other Sources - Stage 1	Annual Permit Fee	\$ 175.00	< 200,000 gallons dispensed per year
Air Quality	Annual Small & Area Source Permit Fees	Other Sources - Stage 2	Annual Permit Fee	\$ 300.00	200,000 - 799,999 gallons dispensed per year
Air Quality	Annual Small & Area Source Permit Fees	Other Sources - Stage 3	Annual Permit Fee	\$ 425.00	800,000 - 1,500,000 gallons dispensed per year
Air Quality	Annual Small & Area Source Permit Fees	Other Sources - Stage 4	Annual Permit Fee	\$ 550.00	>=1,500,000 gallons dispensed per year
Air Quality	Annual Small & Area Source Permit Fees	Particulate Emission Sources-Controlled	Annual Permit Fee	\$ 350.00	per year
Air Quality	Annual Small & Area Source Permit Fees	Particulate Emission Sources-Uncontrolled	Annual Permit Fee	\$ 350.00	per year

Department	Program	Fee Name	Fee Description	FY23 Fee	FY23 unit
Air Quality	Annual Small & Area Source Permit Fees	Small Source Tonnage Fee	Annual Permit Fee	\$ 53.00	per ton
Air Quality	Annual Small & Area Source Permit Fees	VOC Emission Sources - Others	Annual Permit Fee	\$ 350.00	per year
Air Quality	Annual Small & Area Source Permit Fees	VOC Emission Sources - Paint Spray Booths	Annual Permit Fee	\$ 350.00	per year
Air Quality	Annual Small & Area Source Permit Fees	VOC Emission Sources - Printing Operations	Annual Permit Fee	\$ 350.00	per year
Air Quality	Annual Small & Area Source Permit Fees	VOC Emission Sources - Solvent Cleansers/Degreasers	Annual Permit Fee	\$ 150.00	per year
Air Quality	Annual Synthetic Minor and Title V Source Fees	Synthetic Minor - Base Fee	Annual Permit Fee	\$ 4,000.00	per year
Air Quality	Annual Synthetic Minor and Title V Source Fees	Synthetic Minor - Tonnage Fee	Annual Permit Fee	\$ 53.00	per ton
Air Quality	Annual Synthetic Minor and Title V Source Fees	Title V - Base Fee	Annual Permit Fee	\$ 10,300.00	per year
Air Quality	Annual Synthetic Minor and Title V Source Fees	Title V - Tonnage Fee	Annual Permit Fee	\$ 53.00	per ton

Department	Program	Fee Name	Fee Description	FY23 Fee	FY23 unit
Air Quality	Annual Synthetic Minor and Title V Source Fees	Title V Nonattainment Area Added Fee	Annual Permit Fee	\$ 4,120.00	per year
Air Quality	Annual Synthetic Minor and Title V Source Fees	Added Medium Complex Facility Fee (3-5 Federal Programs)	Annual Permit Fee	\$ 2,575.00	per year
Air Quality	Annual Synthetic Minor and Title V Source Fees	Added Highly Complex Facility Fee (6 or more Federal Programs)	Annual Permit Fee	\$ 7,725.00	per year
Air Quality	Annual Synthetic Minor and Title V Source Fees	General Title V Air Curtain Incinerator	Annual Permit Fee	10% of otherwise applicable fee	per year
Air Quality	Asbestos	City of Asheville and Buncombe County Demolition and Renovation Permit Review- Commercial	Permit Review	\$ 50.00	per structure
Air Quality	Asbestos	City of Asheville and Buncombe County Demolition and Renovation Permit Review- Single Family Structure	Permit Review	\$ 25.00	per structure
Air Quality	Asbestos	Commercial Demolition - 40 CFR Part 61 NESHAP \$250 plus \$0.05 per square footage of building	Application Fees	\$250.00 and up	per application
Air Quality	Asbestos	Residential - Demolition	Application Fees	\$ 200.00	per application
Air Quality	Asbestos	Renovation - Residential Non-friable \$100 plus \$0.20 Per Square Foot of Material	Application Fees	\$100.00 and up	per application

Department	Program	Fee Name	Fee Description	FY23 Fee	FY23 unit
Air Quality	Asbestos	Renovation - Residential Friable \$200 plus \$0.50 Per Square Foot of Material	Application Fees	\$200.00 and up	per application
Air Quality	Asbestos	Renovation - Commercial Non-friable asbestos containing material, \$150 plus \$0.20 per square foot of material	Application Fees	\$150.00 and up	per application
Air Quality	Asbestos	Renovation - Commercial Friable asbestos containing material, \$200 plus \$0.50 per square foot of material	Application Fees	\$200.00 and up	per application
Air Quality	Asbestos	Fire Training		\$ 500.00	
Air Quality	Asbestos	Buncombe County Manufactured Home Removal Program	Application Fees	\$ 100.00	per application
Air Quality	Non Title V Facilities	Initial Application - 112(r) Sources	Application Fees	\$ 250.00	per application
Air Quality	Non Title V Facilities	Initial Application - Dry Cleaners	Application Fees	\$ 150.00	per application
Air Quality	Non Title V Facilities	Initial Application - Small Sources	Application Fees	\$ 300.00	per application
Air Quality	Non Title V Facilities	Initial Application - Stage 1 Sources	Application Fees	\$ 200.00	per application
Air Quality	Non Title V Facilities	Initial Application - Synthetic Minor Sources	Application Fees	\$ 750.00	per application
Air Quality	Non Title V Facilities	Modifications - Dry Cleaners	Application Fees	\$ 100.00	per application
Air Quality	Non Title V Facilities	Modifications - Small Sources	Application Fees	\$ 300.00	per application
Air Quality	Non Title V Facilities	Modifications - Stage 1 Sources	Application Fees	\$ 200.00	per application
Air Quality	Non Title V Facilities	Modifications - Synthetic Minor Sources	Application Fees	\$ 750.00	per application
Air Quality	Non Title V Facilities	Modifications- 112(r) Sources	Application Fees	\$ 250.00	per application

Department	Program	Fee Name	Fee Description	FY23 Fee	FY23 unit
Air Quality	Open Burning	Industrial/Commercial Machine Piled Each Acre or Part Thereof	Application Fees	\$ 350.00	per acre
Air Quality	Open Burning	Machine Piled- 0-2 acres	Application Fees	\$ 250.00	per acre
Air Quality	Open Burning	Machine Piled- Each Acre or part thereof	Application Fees	\$ 350.00	per acre
Air Quality	Open Burning	Residential Hand Piled	Application Fees	No charge	per application
Air Quality	Title V Facilities	17.0300 Permit	Application Fees	\$ 1,030.00	per application
Air Quality	Title V Facilities	Initial Application or Major Modification	Application Fees	\$ 10,300.00	per application
Air Quality	Title V Facilities	Initial Application or Major Modification (PSD and NSR/NAA)	Application Fees	\$ 30,899.00	per application
Air Quality	Title V Facilities	Initial Application or Major Modification (PSD or NSR/NAA)	Application Fees	\$ 15,450.00	per application
Air Quality	Title V Facilities	Minor Modification	Application Fees	\$ 3,090.00	per application
Air Quality	Title V Facilities	General Title V Air Curtain Incinerator	Application Fees	10% of otherwise applicable fee	per application
Air Quality		Administrative Change Initiated by Facility	Application Fees	\$ 100.00	per application
Air Quality		Limited and Temporary Permit	Application Fees	\$ 300.00	per application
Clinical Services	Family Planning	Established patient -- complex visit -- 40 minutes	Office Visit	\$ 185.00	per visit
Clinical Services	Family Planning	Established patient -- detailed visit -- 25 minutes	Office Visit	\$ 150.00	per visit
Clinical Services	Family Planning	Established patient -- expanded visit -- 15 minutes	Office Visit	\$ 113.00	per visit
Clinical Services	Family Planning	Established patient -- limited visit -- 10 minutes	Office Visit	\$ 80.00	per visit

Department	Program	Fee Name	Fee Description	FY23 Fee	FY23 unit
Clinical Services	Family Planning	Established patient -- nurse only visit - 5 minutes	Office Visit	\$ 48.00	per visit
Clinical Services	Family Planning	Established patient preventive visit: Age 12 - 17	Office Visit	\$ 169.00	per visit
Clinical Services	Family Planning	Established patient preventive visit: Age 18 - 39	Office Visit	\$ 176.00	per visit
Clinical Services	Family Planning	Established patient preventive visit: Age 40 - 64	Office Visit	\$ 199.00	per visit
Clinical Services	Family Planning	Established patient preventive visit: Age 65+	Office Visit	\$ 215.00	per visit
Clinical Services	Family Planning	New patient -- complex visit -- 60 minutes	Office Visit	\$ 251.00	per visit
Clinical Services	Family Planning	New patient -- detailed visit -- 30 minutes	Office Visit	\$ 160.00	per visit
Clinical Services	Family Planning	New patient -- expanded visit -- 20 minutes	Office Visit	\$ 97.00	per visit
Clinical Services	Family Planning	New patient -- moderate visit -- 45 minutes	Office Visit	\$ 225.00	per visit
Clinical Services	Family Planning	New patient preventive visit: Age 12 - 17	Office Visit	\$ 169.00	per visit
Clinical Services	Family Planning	New patient preventive visit: Age 18 - 39	Office Visit	\$ 176.00	per visit
Clinical Services	Family Planning	New patient preventive visit: Age 40 - 64	Office Visit	\$ 199.00	per visit
Clinical Services	Family Planning	New patient preventive visit: Age 65+	Office Visit	\$ 215.00	per visit
Clinical Services	Family Planning	Phone established patient visit 11-20 minutes	Office Visit	\$ 84.00	per visit
Clinical Services	Family Planning	Phone established patient visit 21-30 minutes	Office Visit	\$ 110.00	per visit
Clinical Services	Family Planning	Phone established patient visit 5-10 minutes	Office Visit	\$ 46.00	per visit
Clinical Services	Immunization	Diphtheria, Tetanus, and Pertussis Vaccine (DTaP)	Vaccine	\$ 55.00	per vaccine

Department	Program	Fee Name	Fee Description	FY23 Fee	FY23 unit
Clinical Services	Immunization	DTaP-Haemophilus influenzae type B-Inactivated Poliovirus	Vaccine	\$ 130.00	per vaccine
Clinical Services	Immunization	DTaP-Hepatitis B-Inactivated Poliovirus Vaccine	Vaccine	\$ 115.00	per vaccine
Clinical Services	Immunization	DTaP-IPV Vaccine	Vaccine	\$ 79.00	per vaccine
Clinical Services	Immunization	Foreign Travel Prescription Fee (per prescription)	Prescription fee	\$ 10.00	per vaccine
Clinical Services	Immunization	Foreign Travel Prescription Rewrite Fee (per prescription)	Prescription fee	\$ 10.00	per vaccine
Clinical Services	Immunization	Haemophilus influenzae type B (Hib) Vaccine (ActHIB)	Vaccine	\$ 39.00	per vaccine
Clinical Services	Immunization	Hepatitis A and Hepatitis B Vaccine, adult	Vaccine	\$ 141.00	per vaccine
Clinical Services	Immunization	Hepatitis A Vaccine, adult	Vaccine	\$ 100.00	per vaccine
Clinical Services	Immunization	Hepatitis A Vaccine, pediatric	Vaccine	\$ 57.00	per vaccine
Clinical Services	Immunization	Hepatitis B Vaccine, adult (2 shot series)	Vaccine	\$ 156.00	per vaccine
Clinical Services	Immunization	Hepatitis B Vaccine, adult (3 shot series)	Vaccine	\$ 87.00	per vaccine
Clinical Services	Immunization	Hepatitis B Vaccine, pediatric	Vaccine	\$ 48.00	per vaccine
Clinical Services	Immunization	Human Papillomavirus Vaccine, HPV9	Vaccine	\$ 295.00	per vaccine
Clinical Services	Immunization	Influenza Quadrivalent Vaccine, inactivated (6 months of age or older)	Vaccine	\$ 40.00	per vaccine
Clinical Services	Immunization	Influenza Quadrivalent Vaccine, live (FluMist)	Vaccine	\$ 40.00	per vaccine
Clinical Services	Immunization	Influenza Trivalent High-Dose Vaccine, inactivated (65 years of age & older)	Vaccine	\$ 71.00	per vaccine
Clinical Services	Immunization	Influenza Trivalent Vaccine, inactivated, egg-free (18 years of age & older)	Vaccine	\$ 71.00	per vaccine

Department	Program	Fee Name	Fee Description	FY23 Fee	FY23 unit
Clinical Services	Immunization	International Certificate of Vaccination (WHO card) Replacement Fee	Vaccine verification card	\$ 10.00	per vaccine
Clinical Services	Immunization	Japanese Encephalitis Virus Vaccine	Vaccine	\$ 340.00	per vaccine
Clinical Services	Immunization	Lifetime Immunization Card Replacement Fee	Vaccine verification card	\$ 5.00	per vaccine
Clinical Services	Immunization	Measles, Mumps, and Rubella Virus Vaccine	Vaccine	\$ 113.00	per vaccine
Clinical Services	Immunization	Measles, Mumps, Rubella, and Varicella Virus Vaccine	Vaccine	\$ 289.00	per vaccine
Clinical Services	Immunization	Meningococcal Group B Vaccine	Vaccine	\$ 215.00	per vaccine
Clinical Services	Immunization	Meningococcal Polysaccharide Conjugate Vaccine	Vaccine	\$ 166.00	per vaccine
Clinical Services	Immunization	Meningococcal Polysaccharide Conjugate Vaccine (MenQuadfi)	Vaccine	\$ 174.00	per vaccine
Clinical Services	Immunization	Pneumococcal 13-Valent Conjugate Vaccine (PCV13)	Vaccine	\$ 257.00	per vaccine
Clinical Services	Immunization	Pneumococcal 23-Valent Polysaccharide Vaccine (PPSV23)	Vaccine	\$ 148.00	per vaccine
Clinical Services	Immunization	Poliovirus Vaccine, inactivated	Vaccine	\$ 59.00	per vaccine
Clinical Services	Immunization	Rabies Vaccine for pre- and post-exposure prophylaxis	Vaccine	\$ 412.00	per vaccine
Clinical Services	Immunization	Rotavirus Vaccine	Vaccine	\$ 119.00	per vaccine
Clinical Services	Immunization	Tetanus and Diphtheria Toxoids	Vaccine	\$ 59.00	per vaccine
Clinical Services	Immunization	Tetanus, Diphtheria, and Pertussis Vaccine	Vaccine	\$ 71.00	per vaccine
Clinical Services	Immunization	Typhoid VI Polysaccharide Vaccine	Vaccine	\$ 109.00	per vaccine
Clinical Services	Immunization	Varicella (chickenpox) Virus Vaccine	Vaccine	\$ 184.00	per vaccine
Clinical Services	Immunization	Yellow Fever Vaccine	Vaccine	\$ 150.00	per vaccine
Clinical Services	Immunization	Zoster Vaccine, live	Vaccine	\$ 251.00	per vaccine
Clinical Services	Immunization	Zoster Vaccine, recombinant	Vaccine	\$ 197.00	per vaccine

Department	Program	Fee Name	Fee Description	FY23 Fee	FY23 unit
Clinical Services	Immunization	Vaccine Admin fee, 1st shot	Admin Fee	\$ 21.00	per vaccine
Clinical Services	Immunization	Vaccine Admin fee, 2 or more shots	Admin Fee	\$ 21.00	per vaccine
Clinical Services	Immunization	30 mcg Pfizer 1st vaccine	COVID Admin Fee	\$ 40.00	per vaccine
Clinical Services	Immunization	30 mcg Pfizer 2nd vaccine	COVID Admin Fee	\$ 40.00	per vaccine
Clinical Services	Immunization	30 mcg Pfizer 3rd vaccine	COVID Admin Fee	\$ 40.00	per vaccine
Clinical Services	Immunization	Pfizer 5-11 year old 1st vaccine	COVID Admin Fee	\$ 40.00	per vaccine
Clinical Services	Immunization	Pfizer 5-11 year old 2nd vaccine	COVID Admin Fee	\$ 40.00	per vaccine
Clinical Services	Immunization	100 mcg Moderna 1st vaccine	COVID Admin Fee	\$ 40.00	per vaccine
Clinical Services	Immunization	100 mcg Moderna 2nd vaccine	COVID Admin Fee	\$ 40.00	per vaccine
Clinical Services	Immunization	100 mcg Moderna 3rd vaccine	COVID Admin Fee	\$ 40.00	per vaccine
Clinical Services	Immunization	50 mcg Moderna vaccine	COVID Admin Fee	\$ 40.00	per vaccine
Clinical Services	Immunization	Johnson & Johnson COVID Admin Fee	COVID Admin Fee	\$ 40.00	per vaccine
Clinical Services	Immunization	In-home COVID vaccine admin	COVID Admin Fee	\$ 75.00	per vaccine
Clinical Services	Laboratory	Basic Metabolic Panel	Lab test	\$ 12.00	per test
Clinical Services	Laboratory	Cervical Cancer Screening (Pap test +/- HPV testing)	Lab test	\$ 48.00	per test
Clinical Services	Laboratory	COVID Test	Lab test	\$ 100.00	per test
Clinical Services	Laboratory	Fingerstick	Lab test	\$ 12.00	per test
Clinical Services	Laboratory	Glucose Blood Test	Lab test	\$ 12.00	per test
Clinical Services	Laboratory	Gonorrhea Culture	Lab test	\$ 15.00	per test
Clinical Services	Laboratory	Hemoglobin A1c Test	Lab test	\$ 13.00	per test
Clinical Services	Laboratory	HIV Confirmatory Test - PrEP Only	Lab test	\$ 42.00	per test
Clinical Services	Laboratory	HIV Test - PrEP Only	Lab test	\$ 6.00	per test
Clinical Services	Laboratory	Lipid Panel	Lab test	\$ 26.00	per test
Clinical Services	Laboratory	RPR Titer Quantitative	Lab test	\$ 20.00	per test
Clinical Services	Laboratory	T-SPOT (blood test for tuberculosis)	Lab test	\$ 80.00	per test
Clinical Services	Laboratory	Tuberculosis (TB) Skin Test (PPD)	Lab test	\$ 28.00	per test
Clinical Services	Laboratory	Urethral Gram Stain	Lab test	\$ 20.00	per test
Clinical Services	Laboratory	Urine Pregnancy Test	Lab test	\$ 15.00	per test
Clinical Services	Laboratory	Venipuncture	Lab test	\$ 10.00	per test

Department	Program	Fee Name	Fee Description	FY23 Fee	FY23 unit
Clinical Services	Laboratory	Wet Prep	Lab test	\$ 21.00	per test
Clinical Services	Methods and Treatments	Birth Control Pills		\$2.52-\$7.56	
Clinical Services	Methods and Treatments	Depo-Provera (intramuscular)		\$ 87.00	per dose
Clinical Services	Methods and Treatments	Depo-Provera (intramuscular) - U*	*340B pricing for un/underinsured	\$ 5.41	per unit
Clinical Services	Methods and Treatments	Depo-Provera (subcutaneous)		\$ 60.32	per dose
Clinical Services	Methods and Treatments	Depo-Provera (subcutaneous) - U*	*340B pricing for un/underinsured	\$ 18.17	per unit
Clinical Services	Methods and Treatments	Diaphragm		\$ 69.80	per diaphragm
Clinical Services	Methods and Treatments	Diaphragm fitting fee		\$ 60.00	per diaphragm
Clinical Services	Methods and Treatments	Emergency contraceptive pill		\$ 8.95	per treatment
Clinical Services	Methods and Treatments	Genital Wart -- Initial Treatment		No charge	per treatment
Clinical Services	Methods and Treatments	Genital Wart -- Subsequent Treatments		\$ 10.00	per treatment
Clinical Services	Methods and Treatments	Genital Wart - Cryotherapy Treatment		\$ 10.00	per treatment
Clinical Services	Methods and Treatments	IUD - Kyleena		\$ 985.00	per unit
Clinical Services	Methods and Treatments	IUD - Kyleena - U*	*340B pricing for un/underinsured	\$ 573.99	per unit
Clinical Services	Methods and Treatments	IUD - Liletta		\$ 775.00	per unit
Clinical Services	Methods and Treatments	IUD - Liletta - U*	*340B pricing for un/underinsured	\$ 93.19	per unit
Clinical Services	Methods and Treatments	IUD - Mirena		\$ 973.00	per unit

Department	Program	Fee Name	Fee Description	FY23 Fee	FY23 unit
Clinical Services	Methods and Treatments	IUD - Mirena - U*	*340B pricing for un/underinsured	\$ 307.99	per unit
Clinical Services	Methods and Treatments	IUD - Paragard		\$ 903.00	per unit
Clinical Services	Methods and Treatments	IUD - Paragard - U*	*340B pricing for un/underinsured	\$ 247.16	per unit
Clinical Services	Methods and Treatments	IUD - Skyla		\$ 887.00	per unit
Clinical Services	Methods and Treatments	IUD - Skyla - U*	*340B pricing for un/underinsured	\$ 465.02	per unit
Clinical Services	Methods and Treatments	IUD Insertion		\$ 150.00	per procedure
Clinical Services	Methods and Treatments	IUD Removal		\$ 98.00	per procedure
Clinical Services	Methods and Treatments	Molluscum Treatment		\$ 10.00	per treatment
Clinical Services	Methods and Treatments	Nexplanon		\$ 1,000.00	per unit
Clinical Services	Methods and Treatments	Nexplanon - U*	*340B pricing for un/underinsured	\$ 399.00	per unit
Clinical Services	Methods and Treatments	Nexplanon Insertion		\$ 102.00	per procedure
Clinical Services	Methods and Treatments	Nexplanon Removal		\$ 118.00	per procedure
Clinical Services	Methods and Treatments	Nexplanon Removal and Insertion		\$ 183.00	per procedure
Clinical Services	Methods and Treatments	Nuvaring		\$ 170.00	per ring
Clinical Services	Methods and Treatments	NuvaRing - U*	*340B pricing for un/underinsured	\$ 0.01	per ring
Clinical Services	Methods and Treatments	Spermicide		\$ 8.72	per dose
Clinical Services	Refugee Health	Change of Status Paperwork	Change of Status Paperwork	\$ 30.00	per request

Department	Program	Fee Name	Fee Description	FY23 Fee	FY23 unit
Detention Center		Sick visit	This fee is charged to all non-indigent inmates that request a medical visit	\$ 10.00	per new visit
Division of Social Services	Social Work	Pre-placement Assessment and Report to Court	These fees are charged for private adoptions. We provide this service to the community.	\$ 550.00	per Assessment and Report
Division of Social Services	Social Work	Report to Court (1808)	These fees are charged for private adoptions. We provide this service to the community.	\$ 200.00	per Report
Elections		Asheville City Council	Filing fee	\$ 75.00	per candidate
Elections		Asheville City Mayor	Filing fee	\$ 100.00	per candidate
Elections		Biltmore Forest Commissioner	Filing fee	\$ 5.00	per candidate
Elections		Biltmore Forest Mayor	Filing fee	\$ 5.00	per candidate
Elections		Black Mountain Alderman	Filing fee	\$ 5.00	per candidate
Elections		Black Mountain Mayor	Filing fee	\$ 5.00	per candidate
Elections		Buncombe County Board of Education	Filing fee	\$ 5.00	per candidate
Elections		Buncombe County Chairman	Filing fee	1% of annual salary per NCGS	per candidate
Elections		Buncombe County Commissioner	Filing fee	1% of annual salary per NCGS	per candidate
Elections		Buncombe County Register of Deeds	Filing fee	1% of annual salary per NCGS	per candidate

Department	Program	Fee Name	Fee Description	FY23 Fee	FY23 unit
Elections		Buncombe County Sheriff	Filing fee	1% of annual salary per NCGS	per candidate
Elections		Clerk of Court	Filing fee	1% of annual salary per NCGS	per candidate
Elections		Data request	Fee is collected when data requests are printed (\$5 minimum).	\$ 0.05	per page
Elections		Data request	Fee is collected for data requests delivered on a flash drive.	\$ 5.00	per flash drive
Elections		Data request	Fee is collected for statistics request are printed.	\$ 0.25	per page
Elections		Data request	Fee is collected for each sheet/page of mailing labels.	\$ 0.35	per page
Elections		Data request	Collected for special requests that require additional data processing.	\$ 25.00	per data request
Elections		Map	This fee is collected for creating at printing 8.5" X 11" sized map.	\$ 4.00	per map
Elections		Map	This fee is collected for creating at printing 17" X 22" sized map.	\$ 12.00	per map
Elections		Map	This fee is collected for creating at printing 22" X 34" sized map.	\$ 15.00	per map
Elections		Map	This fee is collected for creating at printing 34" X 44" sized map.	\$ 25.00	per map
Elections		Map Special Requests	Collected for special requests that require additional data processing.	\$ 25.00	per map request
Elections		Asheville City Schools Board of Education	Filing fee	\$ 5.00	per candidate
Elections		Montreat Commissioner	Filing fee	\$ 5.00	per candidate
Elections		Montreat Mayor	Filing fee	\$ 5.00	per candidate

Department	Program	Fee Name	Fee Description	FY23 Fee	FY23 unit
Elections		NC House of Representatives	Filing fee	\$ 140.00	per candidate
Elections		NC Senate	Filing fee	\$ 140.00	per candidate
Elections		Soil and Water Conservation	Filing fee	\$ 5.00	per candidate
Elections		Weaverville Mayor	Filing fee	\$ 20.00	per candidate
Elections		Weaverville Town Council	Filing fee	\$ 20.00	per candidate
Elections		Woodfin Alderman	Filing fee	\$ 5.00	per candidate
Elections		Woodfin Mayor	Filing fee	\$ 10.00	per candidate
Elections		Woodfin Water and Sewer	Filing fee	\$ 5.00	per candidate
Emergency Services	Emergency Management (Fire Marshal)	Fire Alarm Installation	new commercial and multi-family residential buildings	\$ 100.00	per event
Emergency Services	Emergency Management (Fire Marshal)	Fire Sprinkler/Extinguishment System Installation	Sprinklers are required in certain new commercial buildings, building remodels and types of businesses, including multi-family residential	\$ 150.00	per event
Emergency Services	Emergency Management (Fire Marshal)	Radio Signal Booster System Review and Inspection	Radio Signal Booster for Emergency Service Communications	\$ 100.00	per event
Emergency Services	Emergency Management (Fire Marshal)	After Hours/Weekend Inspection of any Type		\$ 80.00	per event
Emergency Services	Emergency Management (Fire Marshal)	Fire Marshal Site Time	Time a Fire Marshal is required to be on-site before, during and after a fireworks event	\$ 50.00	per hour (2 hour minimum)

Department	Program	Fee Name	Fee Description	FY23 Fee	FY23 unit
Emergency Services	Emergency Management (Fire Marshal)	Fireworks Permit	Permit for use of outdoor fireworks as required by 105.6.14 - rate charged for permits 1 -5 in any given year	\$ 100.00	per event
Emergency Services	Emergency Management (Fire Marshal)	Fireworks Permit	Permit for use of outdoor fireworks as required by 105.6.14 - rate charged for permits 6 and above in any given year	\$ 500.00	per event
Emergency Services	Emergency Medical Service (EMS)	ALS 2	Advanced Life Support Emergency Level 2	\$ 1,237.64	per call
Emergency Services	Emergency Medical Service (EMS)	ALS Emergency	Advanced Life Support Emergency	\$ 855.10	per call
Emergency Services	Emergency Medical Service (EMS)	ALS Non-Emergency	Advanced Life Support Non-Emergency	\$ 540.06	per call
Emergency Services	Emergency Medical Service (EMS)	BLS Emergency	Basic Life Support Emergency	\$ 720.08	per call
Emergency Services	Emergency Medical Service (EMS)	BLS Non-Emergency	Basic Life Support Non-Emergency	\$ 450.06	per call
Emergency Services	Emergency Medical Service (EMS)	EMS Stand-by ALS Bike Team and 2 person crew	Fee charged when EMS requested to stand-by for a special event (ex. marathon)	\$ 125.00	per hour
Emergency Services	Emergency Medical Service (EMS)	EMS Stand-by ALS -EMS Personnel	Fee charged when EMS requested to stand-by for a special event (ex. marathon)	\$ 50.00	per hour
Emergency Services	Emergency Medical Service (EMS)	EMS Stand-by ALS Transport Unit and 2 person crew	Fee charged when EMS requested to stand-by for a special event (ex. marathon)	\$ 200.00	per hour
Emergency Services	Emergency Medical Service (EMS)	EMS Stand-by EMS Coordinator (required for complex events)	Fee charged when EMS requested to stand-by for a special event (ex. marathon)	\$ 75.00	per hour

Department	Program	Fee Name	Fee Description	FY23 Fee	FY23 unit
Emergency Services	Emergency Medical Service (EMS)	EMS Stand-by Medical Aid Station and 2 person crew	Fee charged when EMS requested to stand-by for a special event (ex. marathon)	\$ 125.00	per hour
Emergency Services	Emergency Medical Service (EMS)	EMS Stand-by UTV with transport and 2 person crew	Fee charged when EMS requested to stand-by for a special event (ex. marathon)	\$ 125.00	per hour
Emergency Services	Emergency Medical Service (EMS)	Mileage	Distance traveled from call origin to hospital	\$ 15.24	per mile
Emergency Services	Emergency Medical Service (EMS)	Specialty Care Transport		\$ 1,462.66	per call
Emergency Services	Emergency Medical Service (EMS)	Treatment No Transport	Treatment rendered by EMS Staff with no transport to hospital	\$ 375.00	per call
Environmental Health	Food, Lodging, & Institutions	Food Service Plan Review (existing greater than 500 sq. ft)	These fees are charged for food service plan review and evaluation	\$ 150.00	per application
Environmental Health	Food, Lodging, & Institutions	Food Service Plan Review (new)	These fees are charged for food service plan review and evaluation	\$ 250.00	per application
Environmental Health	Food, Lodging, & Institutions	Food Service Plan Review Renovation/Addition (less than 500 sq. ft)	These fees are charged for food service plan review and evaluation	\$ 100.00	per application
Environmental Health	Food, Lodging, & Institutions	In Service Day Care class	This fee is associated with offering continuing education training to child care employees/operators.	\$ 40.00	Per application
Environmental Health	Food, Lodging, & Institutions	Limited Food Establishment Permit	These fees are charged for food service plan review and evaluation	\$ 75.00	per application

Department	Program	Fee Name	Fee Description	FY23 Fee	FY23 unit
Environmental Health	Food, Lodging, & Institutions	Mobile Food Unit Plan Review	These fees are charged for food service plan review and evaluation	\$ 175.00	per application
Environmental Health	Food, Lodging, & Institutions	Public Swimming Pool Permit, annual	These fees are charged to permit public swimming pools	\$ 250.00	per application
Environmental Health	Food, Lodging, & Institutions	Public Swimming Pool Permit, seasonal	These fees are charged to permit public swimming pools	\$ 200.00	per application
Environmental Health	Food, Lodging, & Institutions	Public Swimming Pool Plan Review (per body of water)	These fees are charged to permit public swimming pools	\$ 300.00	per application
Environmental Health	Food, Lodging, & Institutions	Re-Visit Fee (Public swimming pools, if unable to permit)	This fee is charged when a public swimming pool is not adequately prepared for a permitting visit	\$ 75.00	per additional visit
Environmental Health	Food, Lodging, & Institutions	Serve Safe Food Certification classes	This fee is associated with offering the ServeSafe Food Certification class	\$ 200.00	per application
Environmental Health	Food, Lodging, & Institutions	Tattoo Parlor Permit, annual	This fee is charged to permit a tattoo artist	\$ 175.00	per application
Environmental Health	Food, Lodging, & Institutions	Temporary Food Establishment Permit	These fees are set by NC General Statute and charged for food vendors associated with temporary events/festivals	\$ 75.00	per application

Department	Program	Fee Name	Fee Description	FY23 Fee	FY23 unit
Environmental Health	Food, Lodging, & Institutions	Temporary Tattoo* or Guest Tattoo Artist Permit **	This fee is charged to permit a tattoo artist associated with a temporary tattoo event OR a tattoo artist who is a guests tattoouer in a permitted tattoo establishment.* A temporary tattoo permit is a permit issued to a tattoo artist at an organized tattooing event not to exceed 7 days. The organized tattoo event must have a minimum of 15 tattoo artists and at a minimum meet the requirements of NCGS 130A-283 and Rules Governing Tattooing 15A NCAC 18A. 3200. **A guest artist is a tattoo artist that has a tattoo permit issued by another county or state and operates out of an existing permitted Buncombe County tattoo establishment for a period not to exceed a total of 90 days per calendar year.	\$ 100.00	per application
Environmental Health	Onsite Wastewater & Wells	Construction Authorization, Improvement & Operation Permits - commerical & industrial - First 500 gallons	These fees are charged for septic permits	\$ 525.00	per application
Environmental Health	Onsite Wastewater & Wells	Construction Authorization, Improvement & Operation Permits - commerical & industrial - For each additional 500 gal (round to nearest 500 gal), add:	These fees are charged for septic permits	\$ 250.00	per application
Environmental Health	Onsite Wastewater & Wells	Revisit fee (site not ready)	These fees are charged when a site is not adequately prepared for an evaluation	\$ 75.00	per additional visit

Department	Program	Fee Name	Fee Description	FY23 Fee	FY23 unit
Environmental Health	Onsite Wastewater & Wells	Authorization to Construct (w/ existing improvement permit) includes operations permit	These fees are charged for septic permits	\$ 350.00	per application
Environmental Health	Onsite Wastewater & Wells	Authorization to Construct (w/o existing improvement permit) includes operations permit	These fees are charged for septic permits	\$ 550.00	per application
Environmental Health	Onsite Wastewater & Wells	Authorization to Construct Revision/Expansion	These fees are charged for septic permits	\$ 200.00	per application
Environmental Health	Onsite Wastewater & Wells	Bacterial + Chemical Analysis Site Visit	These fees are charged for water samples	\$ 100.00	per application
Environmental Health	Onsite Wastewater & Wells	Bacterial Analysis Well Site Visit	These fees are charged for water samples	\$ 75.00	per application
Environmental Health	Onsite Wastewater & Wells	Resample if Positive		No charge	Initial resample only
Environmental Health	Onsite Wastewater & Wells	Chemical Panel	These fees are charged for water samples	\$ 100.00	per application
Environmental Health	Onsite Wastewater & Wells	Chemical Panel w/ Nitrate/Nitrites	These fees are charged for water samples	\$ 125.00	per application
Environmental Health	Onsite Wastewater & Wells	Existing System Inspection	These fees are charged for septic permits	\$ 100.00	per application
Environmental Health	Onsite Wastewater & Wells	Herbicides	These fees are charged for water samples	\$ 100.00	per application

Department	Program	Fee Name	Fee Description	FY23 Fee	FY23 unit
Environmental Health	Onsite Wastewater & Wells	Improvement Permit-Residential, Commercial, & Industrial - First 500 Gallons	These fees are charged for septic permits	\$ 200.00	per application
Environmental Health	Onsite Wastewater & Wells	Improvement Permit-Residential, Commercial, & Industrial - For each additional 500 gallons (round to the nearest 500 gallons)	These fees are charged for septic permits	\$ 250.00	per application
Environmental Health	Onsite Wastewater & Wells	Improvement Permit revision	These fees are charged for septic permits	\$ 200.00	per application
Environmental Health	Onsite Wastewater & Wells	Nitrate/Nitrites	These fees are charged for water samples	\$ 50.00	per application
Environmental Health	Onsite Wastewater & Wells	Pesticides	These fees are charged for water samples	\$ 100.00	per application
Environmental Health	Onsite Wastewater & Wells	Petroleum	These fees are charged for water samples	\$ 100.00	per application
Environmental Health	Onsite Wastewater & Wells	Septic system repair	These fees are charged for septic permits	\$ 100.00	per application
Environmental Health	Onsite Wastewater & Wells	Volatile Organic Compounds (VOCs)	These fees are charged for water samples	\$ 100.00	per application
Environmental Health	Onsite Wastewater & Wells	Water Sample - no site visit (Self-Collect)	These fees are charged for water samples	\$ 50.00	per application

Department	Program	Fee Name	Fee Description	FY23 Fee	FY23 unit
Environmental Health	Onsite Wastewater & Wells	Well Permit Fee	These fees are charged for well permits	\$ 350.00	per application
Identification Bureau		Concealed Handgun Permit (CHP)-NEW*	* Online applications for Concealed Handgun and Pistol Purchase permits will be charged a Vendor/Credit Card convenience fee + tax. The County does not profit from these fees but rather offers the online service as a convenience to the public	\$ 90.00	per permit
Identification Bureau		Concealed Handgun Permit (CHP)-RENEWAL*	* Online applications for Concealed Handgun and Pistol Purchase permits will be charged a Vendor/Credit Card convenience fee + tax. The County does not profit from these fees but rather offers the online service as a convenience to the public	\$ 75.00	per permit
Identification Bureau		Concealed Handgun Permit (CHP)-Retired NC LEO*	* Online applications for Concealed Handgun and Pistol Purchase permits will be charged a Vendor/Credit Card convenience fee + tax. The County does not profit from these fees but rather offers the online service as a convenience to the public	\$ 40.00	per permit
Identification Bureau		Criminal Record Check (Local Only)		\$ 5.00	per report
Identification Bureau		Fingerprint services (Includes 5 card maximum)		\$ 10.00	
Identification Bureau		Fingerprint services (each additional card)		\$ 1.00	per card
Identification Bureau		Pistol Purchase Permit*	* Online applications for Concealed Handgun and Pistol Purchase permits will be charged a Vendor/Credit Card convenience fee + tax. The County does not profit from these fees but rather offers the online service as a convenience to the public	\$ 5.00	per permit

Department	Program	Fee Name	Fee Description	FY23 Fee	FY23 unit
Information Technology		Data Query	This fee is charged per statute for IT staff time to extract and compile data that is not readily available	\$ 125.00	per staff hour
Library		Collection Agency Fee	Fee for when patron is referred to collection agency	\$ 9.85	per instance
Library		Library Branches Room Rental Fee (for-profit)	Fee for room rental at Library branches for for-profit organizations	\$ 50.00	for 3 hours
Library		Out of County 1-year Card Purchase	Library Card purchase fee for out of county residents	\$ 20.00	per year
Library		Pack Memorial Activity Room Rental Fee (for-profit)	Fee for Activity Room rental at Pack Memorial Library for for-profit organizations	\$ 50.00	for 2 hours
Library		Pack Memorial Computer Lab Room Rental Fee (for-profit)	Fee for Computer Lab room rental at Pack Memorial Library for for-profit organizations	\$ 100.00	for 2 hours
Library		Pack Memorial Lord Auditorium Room Rental Fee (for-profit)	Fee for Lord Auditorium room rental at Pack Memorial Library for for-profit organizations	\$ 75.00	for 2 hours
Library		Printouts/Copies	Charge for Printouts from Computers or Copies from Copier	\$ 0.25	per page
Library		Replacement: Adult Fiction	Replacement fee for Adult Fiction Book	\$ 25.00	per book / material
Library		Replacement: Adult Language CD	Replacement fee for Adult Language CD	\$ 35.00	per book / material
Library		Replacement: Adult Large Print	Replacement fee for Adult Large Print Book	\$ 25.00	per book / material
Library		Replacement: Adult Music	Replacement fee for Adult Music	\$ 20.00	per book / material
Library		Replacement: Adult New Fiction	Replacement fee for new Adult Fiction Book	\$ 25.00	per book / material
Library		Replacement: Adult Non-Fiction/Biography	Replacement fee for Adult Non-Fiction/Biography	\$ 25.00	per book / material
Library		Replacement: Adult Paperback	Replacement fee for Adult Paperback Book	\$ 10.00	per book / material
Library		Replacement: Adult Reference	Replacement fee for Adult Reference Book	\$ 50.00	per book / material

Department	Program	Fee Name	Fee Description	FY23 Fee	FY23 unit
Library		Replacement: Adult Spoken (Audiobook)	Replacement fee for Adult Audiobook	\$ 35.00	per book / material
Library		Replacement: Adult Video/DVD	Replacement fee for Adult Video/DVD	\$ 20.00	per book / material
Library		Replacement: Audio Book Bag	Replacement fee for Audio Book Bag	\$ 2.00	per book / material
Library		Replacement: ILL	Replacement fee for ILL Book/Material	\$ 75.00	per book / material
Library		Replacement: Juvenile Book-CD/Cass. (bagged)	Replacement fee for Juvenile Book-CD/Cass (bagged)	\$ 20.00	per book / material
Library		Replacement: Juvenile Caldecott	Replacement fee for Juvenile Caldecott	\$ 20.00	per book / material
Library		Replacement: Juvenile Easy	Replacement fee for Juvenile Easy	\$ 20.00	per book / material
Library		Replacement: Juvenile Easy Reader	Replacement fee for Juvenile Easy Reader	\$ 20.00	per book / material
Library		Replacement: Juvenile Fiction	Replacement fee for Juvenile Fiction	\$ 20.00	per book / material
Library		Replacement: Juvenile Kit	Replacement fee for Juvenile Kit	\$ 25.00	per book / material
Library		Replacement: Juvenile Music	Replacement fee for Juvenile Music	\$ 20.00	per book / material
Library		Replacement: Juvenile Newberry	Replacement fee for Juvenile Newberry	\$ 20.00	per book / material
Library		Replacement: Juvenile Non-Fiction/Biography	Replacement fee for Juvenile Non-Fiction/Biography	\$ 20.00	per book / material
Library		Replacement: Juvenile Paperback	Replacement fee for Juvenile Paperback	\$ 7.00	per book / material
Library		Replacement: Juvenile Paperback/Board Book	Replacement fee for Juvenile Paperback/Board Book	\$ 7.00	per book / material
Library		Replacement: Juvenile Parent-Teacher	Replacement fee for Juvenile Parent-Teacher	\$ 25.00	per book / material
Library		Replacement: Juvenile Reference	Replacement fee for Juvenile Reference	\$ 30.00	per book / material

Department	Program	Fee Name	Fee Description	FY23 Fee	FY23 unit
Library		Replacement: Juvenile Spoken (Audiobook)	Replacement fee for Juvenile Audiobook	\$ 35.00	per book / material
Library		Replacement: Juvenile Story	Replacement fee for Juvenile Story	\$ 20.00	per book / material
Library		Replacement: Juvenile Toy	Replacement fee for Juvenile Toy	\$ 20.00	per book / material
Library		Replacement: Juvenile Video	Replacement fee for Juvenile Video	\$ 20.00	per book / material
Library		Replacement: Oversize	Replacement fee for Oversize Book	\$ 50.00	per book / material
Library		Replacement: Professional Collection	Replacement fee for Professional Collection Book	\$ 30.00	per book / material
Library		Replacement: Young Adult Fiction	Replacement fee for Young Adult Fiction	\$ 25.00	per book / material
Library		Replacement: Young Adult Non-Fiction	Replacement fee for Young Adult Non-Fiction	\$ 25.00	per book / material
Library		Replacement: Young Adult Paperback	Replacement fee for Young Adult Paperback	\$ 10.00	per book / material
Parking Services	11 Sears Alley		This fee is charged for all cars entering 11 Sears Alley Deck who are not visitors to HHS building	\$1 per first 1/2 hour \$1 per second 1/2 hour \$2 per hour after \$12 max daily. \$85 Monthly parking	N/A

Department	Program	Fee Name	Fee Description	FY23 Fee	FY23 unit
Parking Services		164 College Street Parking Deck	This fee is charged for all cars entering the 164 College St. Parking Deck	\$1 per first 1/2 hour \$1 per second 1/2 hour \$2 per hour after \$12 max daily. \$85 monthly parking for non-state employees	N/A
Parking Services		52 Coxe Avenue	This fee is charged for all cars parking at 52 Coxe	\$3 Daily Parking / \$50 Monthly Parking	N/A
Parking Services		94 Coxe Avenue	This fee is charged for all cars parking in lot across from the Tax Department after 5pm-7am M-F and all day Saturday and Sunday	\$4 Daily Parking	per day
Parking Services		50 Coxe Avenue	This fee is charged for all cars parking after 5pm-7am M-F and all day Saturday and Sunday	\$3 Daily Parking / \$50 Monthly Parking	per day
Parking Services		2 Sawyer Surface Lot	This fee is charged for all cars parking in the lot	\$3 Daily Parking / \$50 Monthly Parking	N/A
Parking Services		35 Woodfin Street	This fee is charged for all cars parking in the front lot at 35 Woodfin 5pm-7am M-F and all day Saturday and Sunday	\$3 Daily Parking	per day

Department	Program	Fee Name	Fee Description	FY23 Fee	FY23 unit
Parking Services		30 Valley Street	This fee is charged for all cars parking after 5pm-7am M-F and all day Saturday and Sunday	\$3 Daily Parking	per day
Parking Services		99 Coxe Avenue	This fee is charged for all cars parking behind the Tax building 5pm-7am M-F and all day Saturday and Sunday	\$4 Daily Parking	per day
Permits & Inspections		Residential Permit Administrative Fee	Administrative fee for processing refunds of building permits	\$ 80.00	flat fee
Permits & Inspections		Approved Plans	Failure to post approved plans at job site	\$ 150.00	per instance
Permits & Inspections		Change of Contractor	Changing contractors on permits after permitted work has started	\$ 80.00	flat fee
Permits & Inspections		Commercial Permit Administrative Fee	Administrative fee for processing refunds of commercial & multi-family trade permits	\$ 100.00	flat fee
Permits & Inspections		Commercial Permit Fees	Commercial permit fees based on project cost per applicable trade	\$ 100.00	0-5000
Permits & Inspections		Commercial Permit Fees	Commercial permit fees based on project cost per applicable trade	\$ 125.00	5,001-10,000
Permits & Inspections		Commercial Permit Fees	Commercial permit fees based on project cost per applicable trade	\$ 200.00	10,001-15,000
Permits & Inspections		Commercial Permit Fees	Commercial permit fees based on project cost per applicable trade	\$ 350.00	15,001-25,000
Permits & Inspections		Commercial Permit Fees	Commercial permit fees based on project cost per applicable trade	\$ 600.00	25,001-50,000
Permits & Inspections		Commercial Permit Fees	Commercial permit fees based on project cost per applicable trade	\$ 1,000.00	50,001-75,000
Permits & Inspections		Commercial Permit Fees	Commercial permit fees based on project cost per applicable trade	\$ 1,500.00	75,001-100,000
Permits & Inspections		Commercial Permit Fees	Commercial permit fees based on project cost per applicable trade	\$ 1,800.00	100,001-150,000
Permits & Inspections		Commercial Permit Fees	Commercial permit fees based on project cost per applicable trade	\$ 2,400.00	150,001-200,000

Department	Program	Fee Name	Fee Description	FY23 Fee	FY23 unit
Permits & Inspections		Commercial Permit Fees	Commercial permit fees based on project cost per applicable trade	\$ 3,000.00	200,001-275,000
Permits & Inspections		Commercial Permit Fees	Commercial permit fees based on project cost per applicable trade	\$ 3,400.00	275,001-350,000
Permits & Inspections		Commercial Permit Fees	Commercial permit fees based on project cost per applicable trade	\$ 4,000.00	350,001-425,000
Permits & Inspections		Commercial Permit Fees	Commercial permit fees based on project cost per applicable trade	\$ 4,500.00	425,001-500,000
Permits & Inspections		Commercial Permit Fees	Commercial permit fees based on project cost per applicable trade	\$ 5,200.00	500,001-625,000
Permits & Inspections		Commercial Permit Fees	Commercial permit fees based on project cost per applicable trade	\$ 6,200.00	625,001-750,000
Permits & Inspections		Commercial Permit Fees	Commercial permit fees based on project cost per applicable trade	\$ 7,200.00	750,000-875,000
Permits & Inspections		Commercial Permit Fees	Commercial permit fees based on project cost per applicable trade	\$ 10,000.00	875,000-1,000,000
Permits & Inspections		Commercial Permit Fees	Commercial permit fees based on project cost per applicable trade	\$10,000/+ applicable fees	\$10,000 + .0015 of each million dollar or portion thereof of projects over \$1,000,000
Permits & Inspections		Commercial Review Fees	Commercial plan review fees based on project cost	\$ 100.00	0-10,000
Permits & Inspections		Commercial Review Fees	Commercial plan review fees based on project cost	\$ 125.00	10,001-15,000
Permits & Inspections		Commercial Review Fees	Commercial plan review fees based on project cost	\$ 150.00	15,001-25,000
Permits & Inspections		Commercial Review Fees	Commercial plan review fees based on project cost	\$ 175.00	25,001-50,000

Department	Program	Fee Name	Fee Description	FY23 Fee	FY23 unit
Permits & Inspections		Commercial Review Fees	Commercial plan review fees based on project cost	\$ 200.00	50,001-100,000
Permits & Inspections		Commercial Review Fees	Commercial plan review fees based on project cost	\$ 300.00	100,001-250,000
Permits & Inspections		Commercial Review Fees	Commercial plan review fees based on project cost	\$ 500.00	250,001-500,000
Permits & Inspections		Commercial Review Fees	Commercial plan review fees based on project cost	\$ 750.00	500,001-1,000,000
Permits & Inspections		Commercial Review Fees	Commercial plan review fees based on project cost	\$ 1,500.00	Project cost > \$1,000,000
Permits & Inspections		Commercial TCO & TU	Fees for Temporary Certificate of Occupancy & Temporary Utilities	\$ 300.00	for TCO & TU first 30 days
Permits & Inspections		Commercial TCO & TU	Fees for renewal of Temporary Certificate of Occupancy & Temporary Utilities	\$ 150.00	per 30 day renewals
Permits & Inspections		Copies	Paper copies of permitting files	\$ 0.25	per copy
Permits & Inspections		Day Care & ABC License	Day Care and ABC licensing inspection fees	\$ 100.00	per Trade
Permits & Inspections		Expedite Service Fee	Fee for special inspections or special processing	\$ 100.00	per hour (minimum of 2 hours)
Permits & Inspections		Expedite Service Fee	Commercial expedite fees for special processing & special inspections	\$ 100.00	per hour (minimum of 2 hours)
Permits & Inspections		Foundation Only	Issuing foundation only permit prior to permitting entire project	\$ 200.00	\$200/+ applicable fees based on current fee schedule

Department	Program	Fee Name	Fee Description	FY23 Fee	FY23 unit
Permits & Inspections		Foundation Only	Commercial foundation only permit issued prior to issuing permit for entire project	\$ 200.00	\$200 in addition to applicable permit fees
Permits & Inspections		Homeowner Recovery Fund	Recovery fund per NCGS 87-1	\$ 10.00	per instance
Permits & Inspections		Maintenance Permits	Annual maintenance permit fees for county schools & buildings	\$ 100.00	per building
Permits & Inspections		Manufactured Homes	HUD Approved homes new & used	\$ 275.00	per instance
Permits & Inspections		Manufactured Homes	HUD Approved homes new & used	\$ 350.00	per instance
Permits & Inspections		Manufactured Homes	Additional fee for HUD Homes on full basements	\$ 100.00	per instance
Permits & Inspections		Manufactured Homes	Additional fee for HUD Homes on full basements located in R1,R2,BVD zoning	\$ 100.00	per instance
Permits & Inspections		Minimum Fees	Minimum residential fee for projects not listed on fee schedule	\$ 80.00	flat fee
Permits & Inspections		Modular Homes	Modular Homes Single Family	\$ 350.00	per instance
Permits & Inspections		Modular Homes	Modular Homes Single Family greater 1 story	\$ 475.00	per instance
Permits & Inspections		Modular Homes	Additional fee for attached garages as part of modular package	\$ 80.00	per instance
Permits & Inspections		Modular Homes	Additional fee for attached site built garages up to heated sq. ft	\$100/+ \$80 per trade	Modular Attached site built garages up to 400 sq. ft

Department	Program	Fee Name	Fee Description	FY23 Fee	FY23 unit
Permits & Inspections		Modular Homes	Additional fee for attached site built garage over 401 sq. ft	\$225/+ \$80 per trade	Modular Attached site built garages over 401 sq. ft
Permits & Inspections		Modular Offices	Fees for modular offices and classrooms	\$ 400.00	flat fee + review fees
Permits & Inspections		Multi-Family Dwelling	Fees for apartments & condominiums	\$ 350.00	per unit in addition to shell cost based on applicable fee schedule
Permits & Inspections		New Single Family over 1500 sq. ft	New houses, townhomes & duplexes	\$ 500 + .30/additional sq. ft over 1500 heated sq ft	per instance & heated sq. ft.
Permits & Inspections		New Single Family up to 1500 sq ft	New houses, townhomes & duplexes	\$ 500.00	per instance
Permits & Inspections		Plan Amendments	Amendments to residential plans	\$80 Administrative Fee + \$80 Plan Review Fee + applicable fees	flat fee + fee schedule a, b, or c
Permits & Inspections		Plan Review	Plan review of 1 & 2 family dwellings prior to permit issuance	\$ 150.00	flat fee

Department	Program	Fee Name	Fee Description	FY23 Fee	FY23 unit
Permits & Inspections		Plan Review Fee	Minimum Residential plan review fee	\$ 80.00	flat fee
Permits & Inspections		Re-Inspection Fee	Residential re-inspection fee, 1 free inspection per trade	\$ 80.00	per instance
Permits & Inspections		Residential Other Accessory Buildings	Residential Other Accessory Building Storage Building, Pump House, Etc.	\$100 per instance + trade fees	per instance + trade fees
Permits & Inspections		Residential Additions	Single Family Additions up to 1500 sq. feet	\$ 500.00	per instance
Permits & Inspections		Residential Additions	Single Family Additions over 1500 sq. feet	\$ 500 + .30/additional sq ft over 1500 heated sq ft	per instance & heated sq. ft.
Permits & Inspections		Residential Carport	Carport	\$100 + trade fees	per instance + trade fees
Permits & Inspections		Residential Decks	Decks- covered, uncovered & screened-in	\$ 150.00	per instance
Permits & Inspections		Residential Garage Attached/Detached	Residential Garage Attached/Detached	\$240 + trade fees	per instance + trade fees
Permits & Inspections		Residential Permit Renewal	One time renewal of expired permits after issuance of permit	50% of original fee	50% of original fee
Permits & Inspections		Residential Renovations/Remodels	Single Family Renovations up to 1500 sq ft	\$ 325.00	per instance
Permits & Inspections		Residential Renovations/Remodels	Single Family Renovations over 1500 sq ft	\$ 500 + .30/additional sq ft over 1500 heated sq ft	per instance & heated sq. ft.

Department	Program	Fee Name	Fee Description	FY23 Fee	FY23 unit
Permits & Inspections		Residential Re-roof	Reroofs on 1 & 2 family dwellings	\$ 80.00	per instance
Permits & Inspections		Residential TCO & TU	Fees for Temporary Certificate of Occupancy & Temporary Utilities	\$ 100.00	for TCO & TU first 30 days
Permits & Inspections		Residential TCO & TU	Fees for renewal of Temporary Certificate of Occupancy & Temporary Utilities	\$ 75.00	per 30 day renewals
Permits & Inspections		Residential Trade Permit Administrative Fee	Administrative fee for processing refunds of residential trade permits	\$ 40.00	flat fee
Permits & Inspections		Re-stamp Plans	Re-stamp residential 1 & 2 family dwelling plans	\$ 80.00	flat fee
Permits & Inspections		Retaining Walls	Residential retaining walls not part of foundation	\$ 150.00	flat fee
Permits & Inspections		Signs & Retaining Walls	Fees for commercial signs & retaining walls	Based on commercial fees and review fees	Project Cost
Permits & Inspections		Solar Panels	Residential solar panels - ground or roof mounted	\$ 150.00	flat fee
Permits & Inspections		Structural Repair	Residential Structural Repair	\$ 160.00	flat fee
Permits & Inspections		Sun Room	Sun Rooms on 1 & 2 family dwellings	\$150 /+ \$80 per trade	per instance
Permits & Inspections		Swimming Pools	Residential swimming pools	\$ 150.00	flat fee
Permits & Inspections		Trade Permits	Residential electrical, mechanical & plumbing permits	\$ 80.00	per instance

Department	Program	Fee Name	Fee Description	FY23 Fee	FY23 unit
Permits & Inspections		Trade Permits	Commercial electrical, mechanical & plumbing permits	Based on comm. fees	project cost with \$100 minimum fee
Permits & Inspections		Working without permit	Fee for failing to obtain permit on residential projects	Double Current Permit Fee	
Planning & Development		Adult Establishment License	Business License	\$ 1,000.00	flat fee
Planning & Development		Adult Establishment License	Entertainer License	\$ 1,000.00	flat fee
Planning & Development		Cases Requiring a Public Hearing	Zoning Text Amendment	\$ 500.00	flat fee
Planning & Development		Cases Requiring a Public Hearing	Zoning Map Amendment	\$ 350.00	flat fee
Planning & Development		Cases Requiring a Public Hearing	Zoning Map Amendment - More than 1 lot	\$ 25.00	per each additional lot
Planning & Development		Cases Requiring a Public Hearing	Zoning Map Amendment- More than 25 Acres	\$ 200.00	per each additional 25 acres * Maximum fee per owner is \$2000.00
Planning & Development		Cases Requiring a Public Hearing	Special Use Permit - Residential	\$ 250.00	flat fee plus an additional \$10.00 per each proposed lot/unit

Department	Program	Fee Name	Fee Description	FY23 Fee	FY23 unit
Planning & Development		Cases Requiring a Public Hearing	Special Use Permit- Commercial/Office/Industrial Development	\$ 250.00	Structures less than 10,000 sq ft
Planning & Development		Cases Requiring a Public Hearing	Special Use Permit- Commercial/Office/Industrial Development	\$ 500.00	Structures 10,000 sq ft to less than 50,000 sq ft
Planning & Development		Cases Requiring a Public Hearing	Special Use Permit- Commercial/Office/Industrial Development	\$ 750.00	Structures 50,000 sq ft to 100,000 sq ft
Planning & Development		Cases Requiring a Public Hearing	Special Use Permit- Commercial/Office/Industrial Development	\$ 1,000.00	Structures more than 100,000 sq ft
Planning & Development		Cases Requiring a Public Hearing	Special Use Permit- Commercial/Office/Industrial Development - More than 25 Acres	\$ 200.00	per each additional 25 acres in addition to applicable fees on current fee schedule *Maximum fee per owner is \$2000.00
Planning & Development		Cases Requiring a Public Hearing	Variance (Includes Variances from Other Ordinances Administered by the Department)	\$ 250.00	flat fee

Department	Program	Fee Name	Fee Description	FY23 Fee	FY23 unit
Planning & Development		Cases Requiring a Public Hearing	Variance (Includes Variances from Other Ordinances Administered by the Department) - More than 1 lot	\$ 25.00	per each additional lot in addition to applicable fees on current fee schedule
Planning & Development		Cases Requiring a Public Hearing	Variance (Includes Variances from Other Ordinances Administered by the Department) - More than 25 Acres	\$ 200.00	per each additional 25 acres in addition to applicable fees on current fee schedule *Maximum fee per owner is \$2000.00
Planning & Development		Cases Requiring a Public Hearing	Re-advertisement of Public Hearing due to Applicant Request	\$ 150.00	Flat fee
Planning & Development		Cases Requiring a Public Hearing	Appeal of Zoning Administrator	\$ 500.00	flat fee
Planning & Development		Change of Use Fee	Home Occupations, Change of Uses Within Existing Structures, Establishment or Expansion of Land Uses Where Primary Uses of Land Are Outdoors (Excluding Junkyards)	\$ 125.00	flat fee
Planning & Development		Copies	Black & White, Legal or Letter Size	\$ 0.25	per page
Planning & Development		Copies	Color, Legal or Letter Size	\$ 0.35	per page
Planning & Development		Copies	Black & White Plotted	\$ 15.00	per page

Department	Program	Fee Name	Fee Description	FY23 Fee	FY23 unit
Planning & Development		Copies	Color, Plotted	\$ 15.00	per page
Planning & Development		Erosion & Sedimentation Control	Lot in Subdivision Subject to Sec. 70-68, Hillside Subdivisions	\$ 100.00	For 0.25 to less than 1 acre
Planning & Development		Erosion & Sedimentation Control	All Properties, One Acre or Greater Disturbance	\$ 525.00	per acre, prorated
Planning & Development		Floodplain Development	Residential Development - Utility Change Out Existing Structure	\$ 25.00	flat fee
Planning & Development		Floodplain Development	Residential Development- Single Family Manufactured Home	\$ 150.00	flat fee
Planning & Development		Floodplain Development	Residential Development- Single Family Residential Stick Built or Modular	\$ 250.00	flat fee
Planning & Development		Floodplain Development	Residential Development- Duplex	\$ 350.00	flat fee
Planning & Development		Floodplain Development	Residential Development- Other Single Family Residential Development (Fill, Non-habitable Buildings, Infrastructure)	\$ 100.00	flat fee
Planning & Development		Floodplain Development	Residential Development- Lateral Addition to Existing Building	\$ 150.00	flat fee
Planning & Development		Floodplain Development	Residential Development- Multiple Residential Lots: Land/Site Development	\$ 400.00	flat fee
Planning & Development		Floodplain Development	Commercial Development- Utility Change-Out of Existing Structure	\$ 25.00	flat fee
Planning & Development		Floodplain Development	Commercial Development- Commercial Structure	\$ 350.00	flat fee
Planning & Development		Floodplain Development	Commercial Development- Commercial Structure Non-habitable (i.e. shed, garage)	\$ 200.00	flat fee
Planning & Development		Floodplain Development	Commercial Development- Lateral Addition to Existing Building	\$ 250.00	flat fee
Planning & Development		Floodplain Development	Commercial Development- Single Commercial Lot: Land/Site Development	\$ 350.00	flat fee

Department	Program	Fee Name	Fee Description	FY23 Fee	FY23 unit
Planning & Development		Floodplain Development	Commercial Development- Multiple Commercial Lots: Land/Site Development	\$ 500.00	flat fee
Planning & Development		Junkyard Permit	Annual Registration	\$ 200.00	flat fee
Planning & Development		Junkyard Permit	New Junkyard	\$ 200.00	flat fee
Planning & Development		Manufactured Home Park Permit	Manufactured Home Park	\$ 75.00	flat fee plus an additional \$10.00 per space
Planning & Development		Re-Submittal of Plats Due to Failure or Inadequacies	Re-review of Plats, excluding Major and Minor	\$ 25.00	Flat fee
Planning & Development		Re-inspection	All Permits Requiring Site Inspection	\$ 25.00	flat fee
Planning & Development		Retaining Walls	Single Family Residential	\$ 50.00	flat fee
Planning & Development		Retaining Walls	Multi Family, Commercial, Office or Industrial	\$ 125.00	flat fee
Planning & Development		Sign Permit	Off-Premise or Illuminated Sign Permit	\$ 100.00	flat fee
Planning & Development		Site Plan Review	All New Structures, Existing Structure Footprint Changes, and Site Work Projects	\$ 25.00	flat fee
Planning & Development		Site Plan/Plat Resubmittal	Stormwater and Erosion Control Plans, Minor and Major Subdivisions, and Commercial and Multi-Family Development Site Plans	\$ 150.00	flat fee
Planning & Development		Stormwater Management	Up to One Acre Disturbance	\$ 525.00	flat fee
Planning & Development		Stormwater Management	One Acre or Greater Disturbance	\$ 525.00	per acre, prorated
Planning & Development		Stormwater Management	Renewal of Guarantee of Improvements	\$ 100.00	flat fee
Planning & Development		Stormwater Management	Partial Release of Guarantee of Improvements	\$ 100.00	flat fee

Department	Program	Fee Name	Fee Description	FY23 Fee	FY23 unit
Planning & Development		Street Addressing	Address Determination Letter	\$ 25.00	Flat fee
Planning & Development		Street Addressing	Private Road Name Change	\$ 500.00	flat fee
Planning & Development		Street Addressing	Readdressing Subdivisions 10 Lots or Less	\$ 250.00	flat fee
Planning & Development		Street Addressing	Readdressing Subdivision More than 10 Lots	\$ 500.00	flat fee
Planning & Development		Subdivision Application Review Fees	Plat Review	\$ 25.00	flat fee
Planning & Development		Subdivision Application Review Fees	Minor Subdivisions (4-10 Lots)	\$ 75.00	flat fee plus additional \$10.00 per lot
Planning & Development		Subdivision Application Review Fees	Minor Subdivisions (4-10 Lots) with Hillside Development	\$ 50.00	in addition to applicable fees based on current fee schedule
Planning & Development		Subdivision Application Review Fees	Major Subdivisions (11 Lots or More)	\$ 175.00	flat fee plus additional \$15.00 per lot
Planning & Development		Subdivision Application Review Fees	Major Subdivisions (11 Lots or More) with Hillside Development	\$ 100.00	In addition to applicable fees based on current fee schedule
Planning & Development		Subdivision Application Review Fees	Revised Plan Review, Minor Subdivision	\$ 25.00	flat fee

Department	Program	Fee Name	Fee Description	FY23 Fee	FY23 unit
Planning & Development		Subdivision Application Review Fees	Revised Plan Review, Major Subdivision	\$ 50.00	flat fee
Planning & Development		Subdivision Application Review Fees	As-built Drawing Review	\$ 25.00	flat fee
Planning & Development		Subdivision Application Review Fees	Guarantee of Improvements	\$ 50.00	flat fee
Planning & Development		Subdivision Application Review Fees	Renewal of Guarantee of Improvements	\$ 100.00	Flat fee
Planning & Development		Subdivision Application Review Fees	Partial Release of Guarantee of Improvements	\$ 100.00	flat fee
Planning & Development		Subdivisions - Hillside	Hillside Development Individual Lot Plan Review	\$ 50.00	In addition to applicable fees based on current fee schedule
Planning & Development		Subdivisions - SS/PR	Exempt Subdivision within Steep Slope/High Elevation Overlay or Protected Ridge Overlay	\$ 50.00	flat fee
Planning & Development		Water Supply Watershed	Single Family Residential	\$ 50.00	flat fee
Planning & Development		Water Supply Watershed	All Other	\$ 100.00	flat fee
Planning & Development		Wireless Communication Facility	Application Review and Processing Fee	\$ 5,000.00	flat fee
Planning & Development		Wireless Communication Facility	Annual Renewal	\$ 250.00	flat fee
Planning & Development		Work / Use Without Permit	All fees shall be double the base fee if land uses, construction, &/or land disturbing activities are commenced before obtaining a permit.	Double Regular Permit Fee	per base fee
Planning & Development		Zoning "By Right" & Use Subject to Special Requirements	Single Family (attached and detached) and duplex units	\$ 50.00	per unit
Planning & Development		Zoning "By Right" & Use Subject to Special Requirements	Residential Addition/Accessory	\$ 25.00	flat fee

Department	Program	Fee Name	Fee Description	FY23 Fee	FY23 unit
Planning & Development		Zoning "By Right" & Use Subject to Special Requirements	Zoning Determination Letter	\$ 25.00	flat fee
Planning & Development		Zoning "By Right" & Use Subject to Special Requirements	Commercial/Office Sign, Addition, or Accessory/Structure	\$ 125.00	Less than 10,000 sq. ft
Planning & Development		Zoning "By Right" & Use Subject to Special Requirements	Commercial/Office Sign, Addition, or Accessory/Structure	\$ 300.00	10,000 sq. ft to less than 50,000 sq. ft
Planning & Development		Zoning "By Right" & Use Subject to Special Requirements	Commercial/Office Sign, Addition, or Accessory/Structure	\$ 450.00	50,000 sq. ft to 100,000 sq. ft
Planning & Development		Zoning "By Right" & Use Subject to Special Requirements	Commercial/Office Sign, Addition, or Accessory/Structure	\$ 600.00	More than 100,000 sq. ft
Planning & Development		Zoning "By Right" & Use Subject to Special Requirements	Short Term Accommodations - Vacation Rental (2 unit maximum)	\$ 50.00	Flat fee
Planning & Development		Zoning "By Right" & Use Subject to Special Requirements	Short Term Accommodations -Recreational Vehicle (2 unit maximum)	\$ 50.00	Flat fee
Planning & Development		Zoning "By Right" & Use Subject to Special Requirements	Short Term Accommodations - Campground (2 unit maximum)	\$ 50.00	Flat fee
Planning & Development		Zoning "By Right" & Use Subject to Special Requirements	Short Term Accommodations - Vacation Rental Complex	\$ 250.00	Flat fee
Planning & Development		Zoning "By Right" & Use Subject to Special Requirements	Short Term Accommodations - Recreational Vehicle Park (more than 2 units)	\$ 250.00	Flat fee
Planning & Development		Zoning "By Right" & Use Subject to Special Requirements	Short Term Accommodations- Campground (more than 2 units)	\$ 250.00	Flat fee
Planning & Development		Zoning "By Right" & Use Subject to Special Requirements	Short Term Accommodations - Rooming House	\$ 250.00	Flat fee
Planning & Development		Zoning "By Right" & Use Subject to Special Requirements	Short Term Accommodations - Bed and Breakfast	\$ 250.00	Flat fee
Planning & Development		Zoning "By Right" & Use Subject to Special Requirements	Multi Family Development (per building shell)	\$ 200.00	3-10 units per building

Department	Program	Fee Name	Fee Description	FY23 Fee	FY23 unit
Planning & Development		Zoning "By Right" & Use Subject to Special Requirements	Multi Family Development (per building shell)	\$ 300.00	11-20 units per building
Planning & Development		Zoning "By Right" & Use Subject to Special Requirements	Multi Family Development (per building shell)	\$ 400.00	>20 units per building
Planning & Development		Zoning "By Right" & Use Subject to Special Requirements	Steep Slope/High Elevation, Protected Ridge, Blue Ridge Parkway Overlay	\$ 50.00	in addition to applicable fees based on current fee schedule
Planning & Development		Zoning "By Right" & Use Subject to Special Requirements	Beaverdam Zoning District Review	\$ 50.00	In addition to applicable fees based on current fee schedule
PR & Communications		Public Records Request: Adobe PDF		No charge	
PR & Communications		Public Records Request: Certified Copies (each additional page)		\$ 2.00	per page
PR & Communications		Public Records Request: Certified Copies (first page)		\$ 5.00	per first page
PR & Communications		Public Records Request: Extensive Personnel Time and Use of Technology	Communications and Public Relations reserves the right (under NCGS 132-6.2b) to charge a service fee based on the actual cost incurred for extensive use of information technology resources or labor costs of personnel providing the services.	Varies	\$ -
PR & Communications		Public Records Request: Flash Drive		\$ 3.95	per flash drive

Department	Program	Fee Name	Fee Description	FY23 Fee	FY23 unit
PR & Communications		Public Records Request: Hard Copies	BXW / Color	\$ 0.10	per page
PR & Communications		Public Records Request: Postage		Varies	based on rates set by the United States Postal Service
Recreation Services	Enka Sports Park	Adult Soccer Field Rental - Class 1	for a nonprofit, school, or government organization	\$ 40.00	per hour
Recreation Services	Enka Sports Park	Adult Soccer Field Rental - Class 2	for a private or for profit organization	\$ 50.00	per hour
Recreation Services	Enka Sports Park	Facility Rental - Class 1	Fee for renting out various facilities to a nonprofit, school, or government organization	\$ 25.00	per hour
Recreation Services	Enka Sports Park	Facility Rental - Class 2	Fee for renting out various facilities to a private or for profit organization	\$ 35.00	per hour
Recreation Services	Enka Sports Park	Picnic Shelter	daily rental of a covered picnic area at Owen or the Sports Park	\$ 75.00	per day
Recreation Services	Enka Sports Park	River Park Rental- Class 1	Fee for renting out a river park to a nonprofit, school, or government organization	\$ 400.00	per day
Recreation Services	Enka Sports Park	River Park Rental- Class 2	Fee for renting out a river park to a private or for profit organization	\$ 600.00	per day
Recreation Services	Enka Sports Park	Sports Park Rental - Class 1	with field use and restrooms	\$ 2,500.00	per day
Recreation Services	Enka Sports Park	Sports Park Rental - Class 1	without field use	\$500.00 or \$100.00	per day or per hour
Recreation Services	Enka Sports Park	Sports Park Rental - Class 1	without field use and restrooms	\$400.00 or \$75.00	per day or per hour
Recreation Services	Enka Sports Park	Sports Park Rental - Class 2	with field use and restrooms	\$ 3,500.00	per day
Recreation Services	Enka Sports Park	Sports Park Rental - Class 2	without field use	\$600.00 or \$120.00	per day or per hour

Department	Program	Fee Name	Fee Description	FY23 Fee	FY23 unit
Recreation Services	Enka Sports Park	Sports Park Rental - Class 2	without field use and restrooms	\$500.00 or \$100.00	per day or per hour
Recreation Services	Enka Sports Park	Youth Soccer Field Rental - Class 1	for a nonprofit, school, or government organization	\$ 30.00	per hour
Recreation Services	Enka Sports Park	Youth Soccer Field Rental - Class 2	for a private or for profit organization	\$ 40.00	per hour
Recreation Services	Lake Julian	Alcohol Permit	allows for the consumption of alcohol in a picnic shelter that has been payed for	\$ 75.00	per day
Recreation Services	Lake Julian	Annual Boat Launch	from month of purchase	\$ 50.00	per year
Recreation Services	Lake Julian	Annual Fishing Permit	One year from date of purchase	\$ 25.00	per year
Recreation Services	Lake Julian	Annual Sailboat Fee	allows for on site sailboat storage at Lake Julian (runs from Jan to Dec)	\$ 700.00	per year
Recreation Services	Lake Julian	Boat Launch	for putting one's watercraft on the lake	\$ 8.00	per day
Recreation Services	Lake Julian	Canoe/Kayak Storage	allows for on site canoe/kayak storage at Lake Julian (runs from Jan to Dec)	\$ 400.00	per year
Recreation Services	Lake Julian	Daily Fishing Permit		\$ 4.00	per day
Recreation Services	Lake Julian	Jon Boat 4 hours		\$ 15.00	per 4 hours
Recreation Services	Lake Julian	Jon boat all day		\$ 25.00	per day
Recreation Services	Lake Julian	Large Picnic Shelter	daily rental of a covered picnic area	\$ 100.00	per day
Recreation Services	Lake Julian	Lifetime Fishing Permit	For people 70+ or the disabled	\$ 10.00	lifetime
Recreation Services	Lake Julian	Locker	additional charge for use of a storage locker at the sailboat storage area	\$ 50.00	per year
Recreation Services	Lake Julian	Paddle Boat 1 hour		\$ 12.00	per hour
Recreation Services	Lake Julian	Paddle Boat 1/2 hour		\$ 8.00	30 min

Department	Program	Fee Name	Fee Description	FY23 Fee	FY23 unit
Recreation Services	Lake Julian	Senior & Veteran Annual Fishing Permit	For people 65+ and veterans	\$ 10.00	per year
Recreation Services	Lake Julian	Senior & Veteran Daily Fishing Permit	For people 65+ and veterans	\$ 3.00	per day
Recreation Services	Lake Julian	Small Picnic Shelter		\$ 75.00	per day
Recreation Services	Lake Julian	Wetslip	additional charge for someone storing their sailboat in the water instead of on a trailer	\$ 200.00	per year
Register of Deeds		Additional subsequent Instrument Index Reference, each (Assignments only)	This fee is added to a document that has additional subsequent instruments attached	\$ 10.00	per Additional Subsequent Instrument
Register of Deeds		Birth Certificate Amendment	This fee is charged to customers doing certain amendments to birth certificates	\$ 35.00	per Amendment
Register of Deeds		Birth/Death certificate plain copy	This fee is charged to customers getting an uncertified copy or birth/death certificate	\$ 0.25	per Copy
Register of Deeds		Certified Birth Certificate	This fee is charged to customers getting a certified copy of a birth/death/marriage certificate	\$ 10.00	per Certificate
Register of Deeds		Certified copies of condo plans	This fee is charged to customers for certified copies of condo plans	\$ 5.00	per Copy
Register of Deeds		Certified copies of recordings; 1st page	This fee is charged to customers for the first page of a certified copy of recorded documents	\$ 5.00	per 1st page
Register of Deeds		Certified copies of recordings; each additional page	This fee is charged to customers for each additional page after the first of a certified copy of recorded documents	\$ 2.00	per add'l page
Register of Deeds		Certified copy of a plat	This fee is charged to customers for a certified copy of a plat	\$ 5.00	per Plat
Register of Deeds		Certified Death Certificate	This fee is charged to customers getting a certified copy of a death certificate	\$ 10.00	per Certificate
Register of Deeds		Certified Marriage Certificate	This fee is charged to customers for each certified copy of a marriage certificate	\$ 10.00	per Certificate

Department	Program	Fee Name	Fee Description	FY23 Fee	FY23 unit
Register of Deeds		Condo Plans	This fee is charged to customers to record condo plans	\$ 21.00	per Page
Register of Deeds		Delayed Birth Certificate	This fee is charged to customers that need to have a delayed birth certificate created by the State	\$ 35.00	per Delayed Birth Certificate
Register of Deeds		Department of Transportation Right of Way Plans: 1st page	This fee is charged for the recording of the 1st page of a DOT Right of Way plan	\$ 21.00	per 1st page
Register of Deeds		Department of Transportation Right of Way Plans: each add'l page	This fee is charged for the recording of every page after the 1st page of a DOT Right of Way Plan	\$ 5.00	per add'l page
Register of Deeds		Legitimation	This fee is charged to legitimize a birth	\$ 35.00	per Legitimation
Register of Deeds		Marriage Certificate plain copy	This fee is charged to customers for each uncertified copy of a marriage certificate	\$ 0.25	per Copy
Register of Deeds		Marriage License Application	This fee is charged to receive a marriage license	\$ 60.00	per Application
Register of Deeds		Multiple Instruments Fee	This fee is added to any document that has multiple instruments attached as one recording	\$ 10.00	per Document
Register of Deeds		Nonstandard Documents	This fee is added to any document that doesn't meet set State requirements	\$ 25.00	per Nonstandard Document
Register of Deeds		Notary Certification	This fee is charged to customers to verify that a Notary is still qualified to be a Notary in Buncombe County	\$ 5.00	per Certification
Register of Deeds		Notary Oath	This fee is charged to customers to administer the Notary Oath to, for them to become Notaries	\$ 10.00	per Oath
Register of Deeds		Plats	This fee is charged to customers to record a plat	\$ 21.00	per Page

Department	Program	Fee Name	Fee Description	FY23 Fee	FY23 unit
Register of Deeds		Recording all real estate document (except for Deeds of Trust or Mortgages): Each additional page	This fee is charged to record any page after the first 15 pages of any document except for Deeds of Trust or Mortgages	\$ 4.00	per additional page after 15
Register of Deeds		Recording all real estate document: Extra party names over the first 20 party names	This fee is charged to record every additional party name after the first 20 party names of any recorded document	\$ 2.00	per Name
Register of Deeds		Recording Deeds of Trust and Mortgages: Each additional page	This fee is charged to record any page after the first 35 pages of Deeds of Trust or Mortgages	\$ 4.00	per additional page after 35
Register of Deeds		Recording Deeds of Trust and Mortgages: The first 35 pages	This fee is charged to record the first 35 pages of Deeds of Trust or Mortgages	\$ 64.00	Up to the first 35 pages
Register of Deeds		Recording real estate document (except for Deeds of Trust or Mortgages): First 15 Pages	This fee is charged to record the first 15 pages of any document except for Deeds of Trust or Mortgages	\$ 26.00	Up to the first 15 pages
Register of Deeds		UCC recordings: 1 - 2 pages	This fee is charged to customers for the recording of UCC's that are 1 - 2 pages	\$ 38.00	per Document
Register of Deeds		UCC recordings: 3 - 10 pages	This fee is charged to customers for the recording of UCC's that are 3 - 10 pages	\$ 45.00	per Document
Register of Deeds		UCC recordings: over 10 pages	This fee is charged to customers for the recording of UCC's that are over 10 pages	\$ 2.00	per add'l page over 10 pages
Register of Deeds		Uncertified copies of condo plans	This fee is charged to customers for uncertified copies of condo plans	\$ 1.50	per Copy
Register of Deeds		Uncertified copies of plats	This fee is charged to customers for an uncertified copy of a plat	\$ 1.50	per Plat
Register of Deeds		Uncertified copies of recordings	This fee is charged to customers for uncertified copies of recorded documents	\$ 0.25	per Page
Sheriff's Office	Animal Services	Trap deposit	Refundable deposit for use of dog traps	\$ 40.00	per unit
Sheriff's Office	Civil Process	Service Fee	This fee is charged for service of civil process originating in NC courts.	\$ 30.00	per person served

Department	Program	Fee Name	Fee Description	FY23 Fee	FY23 unit
Sheriff's Office	Civil Process	Service Fee	This fee is charged for service of civil process originating outside NC	\$ 50.00	per person served
Sheriff's Office		Real Time Intelligence Monitoring		\$ 60.00	per camera, per year
Solid Waste	Landfill	33-gallon bags		\$ 2.00	per bag
Solid Waste	Landfill	4ft Fluorescent Light Bulbs	Up to 5 free each HHW	\$ 1.00	per bulb
Solid Waste	Landfill	8ft Fluorescent Light Bulbs	Up to 5 free each HHW	\$ 1.00	per bulb
Solid Waste	Landfill	All Tires on rim		\$ 2.00	per tire
Solid Waste	Landfill	Bagged Leaves		\$ 1.00	per bag
Solid Waste	Landfill	Co-Mingled Recycling (Blue Bag)		No charge	per bag
Solid Waste	Landfill	Computer monitors		\$ 10.00	per monitor
Solid Waste	Landfill	Corrugated Cardboard		No charge	per trip
Solid Waste	Landfill	Electronic recycling (limit 5 units)		\$ 0.30	per pound
Solid Waste	Landfill	Farm Animals		\$ 50.00	per animal
Solid Waste	Landfill	Flammable Liquids (i.e. gas, kerosene)		\$ 2.00	per gallon
Solid Waste	Landfill	Friable asbestos	\$100 minimum	\$ 100.00	per ton
Solid Waste	Landfill	Large farm animals (i.e. cow, horse)		\$ 100.00	per animal
Solid Waste	Landfill	Less than 33-gallon bag		\$ 1.00	per bag
Solid Waste	Landfill	Motor oil (5 gallon per household limit monthly), antifreeze, lead acid batteries		No charge	per trip
Solid Waste	Landfill	Mulch sale		\$ 20.00	per 4 yards
Solid Waste	Landfill	Paint and Paint related items		\$ 2.00	per gallon
Solid Waste	Landfill	Pesticides, herbicides, insecticides		No charge	per trip
Solid Waste	Landfill	Pick-up trucks, vans, small trailers	\$10 minimum	\$ 43.75	per ton
Solid Waste	Landfill	Residential Sharps		No charge	per trip

Department	Program	Fee Name	Fee Description	FY23 Fee	FY23 unit
Solid Waste	Landfill	Scrap Metal		No charge	per trip
Solid Waste	Landfill	Special Disposal Accommodation	\$100 minimum	\$ 100.00	per ton
Solid Waste	Landfill	Televisions		\$ 10.00	per television
Solid Waste	Landfill	Tires w/proper certification form		No charge	per trip
Solid Waste	Landfill	Tires without form		\$ 2.00	per tire
Solid Waste	Landfill	Trucks, roll-offs, flat beds	\$10 minimum	\$ 43.75	per ton
Solid Waste	Landfill	White Goods		No charge	per trip
Solid Waste	Landfill	Wood Pallets	\$10 minimum	\$ 30.00	per ton
Solid Waste	Landfill	Yard waste, untreated wood, limbs	\$10 minimum	\$ 30.00	per ton
Solid Waste	Transfer Station	33-gallon bags		\$ 2.00	per bag
Solid Waste	Transfer Station	Co-Mingled Recycling (Blue Bags)		No charge	per bag
Solid Waste	Transfer Station	Corrugated cardboard		No charge	per trip
Solid Waste	Transfer Station	Lead acid batteries		No charge	per trip
Solid Waste	Transfer Station	less than 33-gallon bag		\$ 1.00	per bag
Solid Waste	Transfer Station	Pick-up trucks, vans, small trailers	\$12 minimum	\$ 47.75	per unit
Solid Waste	Transfer Station	Residential Sharps		No charge	per trip
Solid Waste	Transfer Station	Scrap Metal		No charge	per trip
Solid Waste	Transfer Station	Trucks, roll-offs, flat beds		\$ 47.75	per ton
Solid Waste	Transfer Station	White Goods		No charge	per trip
Tax Assessment		Aerial Maps	this fee is charged when taxpayers request a copy of an aerial map	\$ 10.00	per PIN#
Tax Assessment		non-Aerial Maps	this fee is charged when taxpayers request a copy of a non-aerial map	\$ 5.00	per PIN#
Tax Assessment		property record card	this fee is charged when taxpayers request copies of the property record card	\$ 1.00	per PIN#
Tax Assessment		reports	this fee is charged when taxpayers request reports such as Adjacency Reports	\$ 1.00	per PIN#
Transportation	Mountain Mobility	Deviated Fixed Route - Single Trip		No charge	per trip

Department	Program	Fee Name	Fee Description	FY23 Fee	FY23 unit
Transportation	Mountain Mobility	Rural General Public - Single Trip		No charge	per trip

DRAFT