



COVID-19 Update

Presented by

Stacie Saunders

Public Health Director

17 August 2021



Objectives


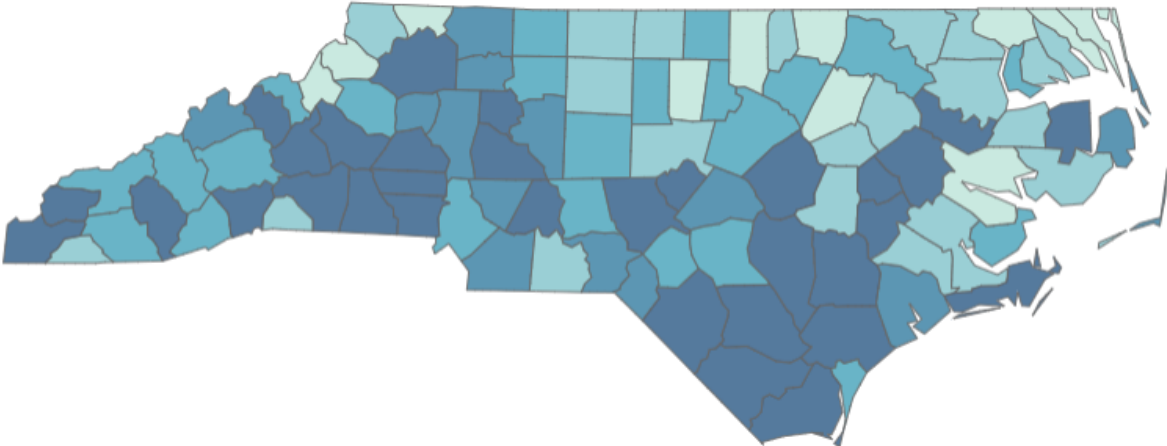
- What is our current COVID-19 situation
- What has changed since last update
- What do we need to do now



Current Situation: Cases per 100,000 per week

County Map by Cases per 100,000 Residents (Molecular (PCR) and Antigen)

(Click to highlight map, unclick to revert map)



Updated 8/16/21

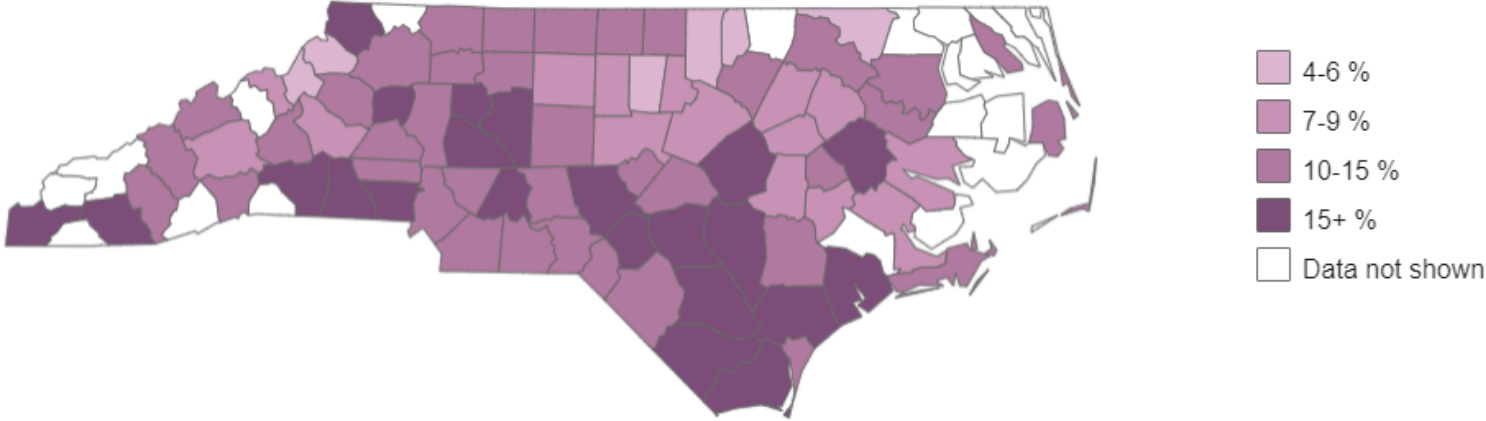


Current Situation: Percent Positivity

Percent Positive by County i

Which counties are seeing a decline or sustained level of percent of tests that are positive?

It is important to recognize that the amount of testing being conducted varies across counties. Because the percent positive is calculated using only molecular (PCR) testing data reported electronically in to NC COVID, which is a subset of total tests reported, county-level percent positive rates may be impacted by how many of the total tests for residents in the county were reported electronically through NC COVID.

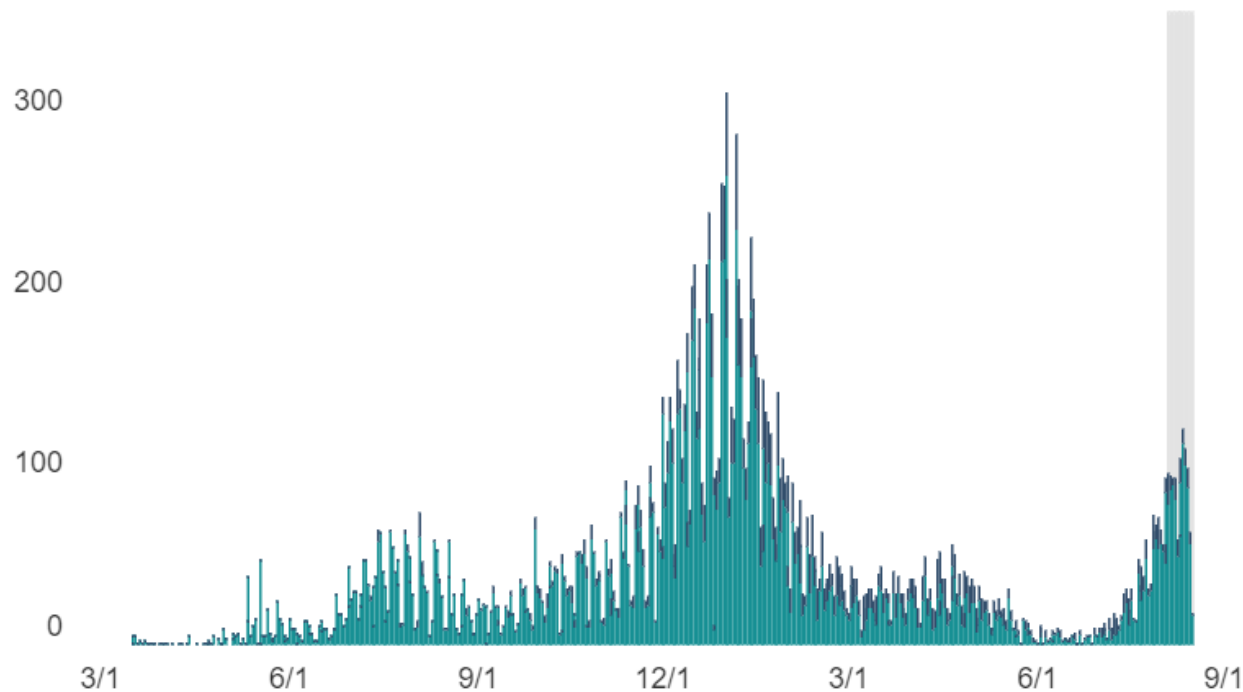


Updated 8/16/21



Current Situation: Epi Curve

Cases by Date of Specimen Collection - Buncombe County



TOTAL CASES
Buncombe County

20,186

**MOLECULAR (PCR)
POSITIVE CASES**

16,723

**ANTIGEN POSITIVE
CASES**

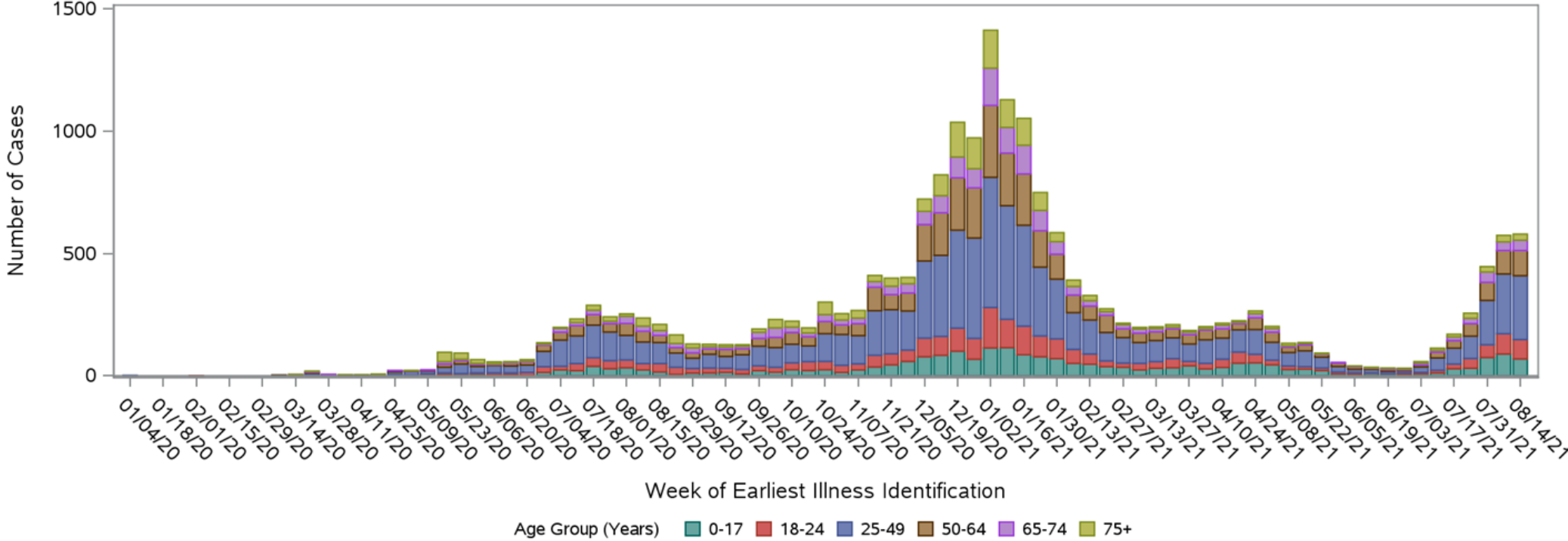

3,463

Specimen collection date
missing for 2 cases.

Updated 8/16/21



Current Situation: Epi Curve by Age

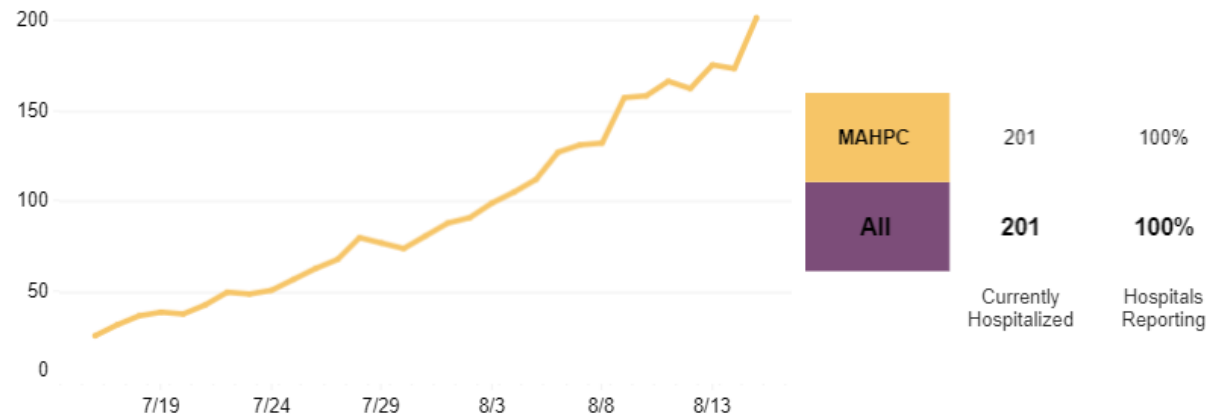


Updated 8/16/21

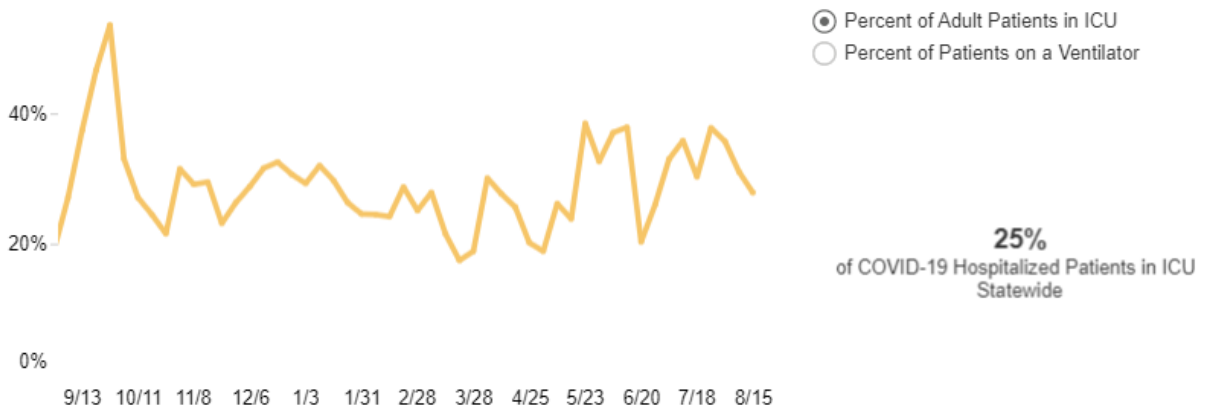


Current Situation: Hospitalizations

Currently Hospitalized COVID-19 Patients | Region View




Weekly COVID-19 Hospital Severity Trend | Region View



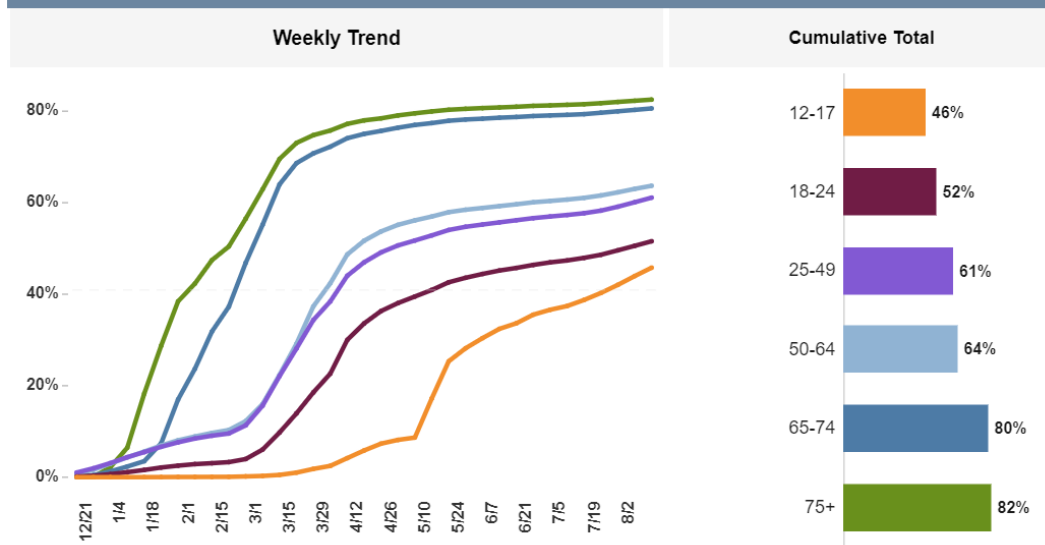
Updated 8/16/21



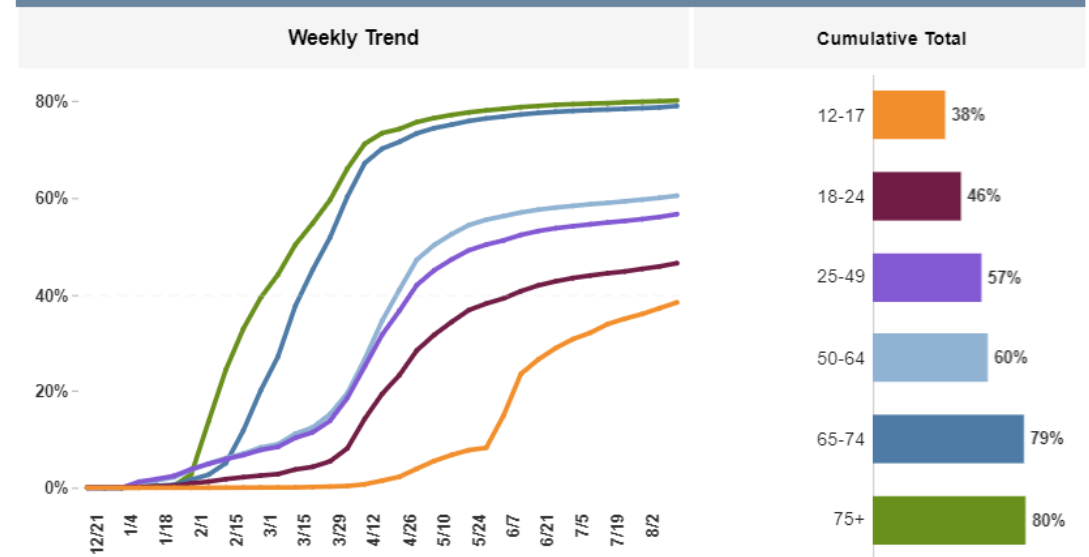
Current Situation: Vaccine Rollout



Percent of Population Vaccinated with at Least One Dose by Age - Buncombe County



Percent of Population Fully Vaccinated by Age - Buncombe County



Updated 8/16/21



Current Situation: Fixed and Mobile Operations Vaccine Distribution

- Continue BC HHS Fixed Site at 40 Coxe, Walk-in or by appointment
- Continue BC HHS Outreach Operations
- Buncombe County serves as a hub for regional vaccine distribution
- Continue FEMA vaccination efforts in the region




Current Situation: Summer Incentive Cards

- BC HHS invited to participate in DHHS expansion
- Strict DHHS and Buncombe County policies regarding security, tracking and use of cards
- Utilized in fixed vaccine site and outreach events
- Two-fold increase in vaccine administration since implementation as compared to two weeks prior
- DHHS program expected to sunset end of August 2021



Recent Changes: 3rd Dose for Immunocompromised

- Recommendations of the CDC, those who are moderately to severely immunocompromised and received the Moderna or Pfizer vaccines could receive an additional dose
- Includes people who have:
 - Been receiving active cancer treatment for tumors or cancers of the blood
 - Received an organ transplant and are taking medicine to suppress the immune system
 - Received a stem cell transplant within the last 2 years or are taking medicine to suppress the immune system
 - Moderate or severe primary immunodeficiency (such as DiGeorge syndrome, Wiskott-Aldrich syndrome)
 - Advanced or untreated HIV infection
 - Active treatment with high-dose corticosteroids or other drugs that may suppress your immune response



Action Needed Now: Current Recommendations



Metric	Value	Dark Green	Light Green	Yellow	Orange	Red
Cases per 100,000 population per week	261	≤ 4	5 - 9	10 - 50	51 - 100	≥ 101
Diagnostic test result positivity rate	8.5%	≤ 2.9%	3.0% - 4.9%	5.0% - 7.9%	8.0% - 10.0%	≥ 10.1%
COVID-19 deaths per 100,000 population per week	1.5	≤ 0.1	0.2 - 0.4	0.5 - 1	1.1 - 2	≥ 2.1
Percent inpatient hospital beds occupied with COVID-19	11.0%	≤ 5.0%	5.0% - 10.0%	10.0% - 15.0%	15.0% - 15.0%	≥ 15.0%
Percent ICU beds occupied with COVID-19	32.2%	≤ 60.0%	61.0% - 70.0%	71.0% - 80.0%	81.0% - 90.0%	≥ 91.0%
Percent total population partially vaccinated	62%	≥ 70.0%	50.0% - 69.9%	40.0% - 49.9%	30.0% - 39.9%	0.0% - 29.9%
Percent total population fully vaccinated	58%	≥ 70.0%	50.0% - 69.9%	40.0% - 49.9%	30.0% - 39.9%	0.0% - 29.9%



Action Needed Now: Current Recommendations

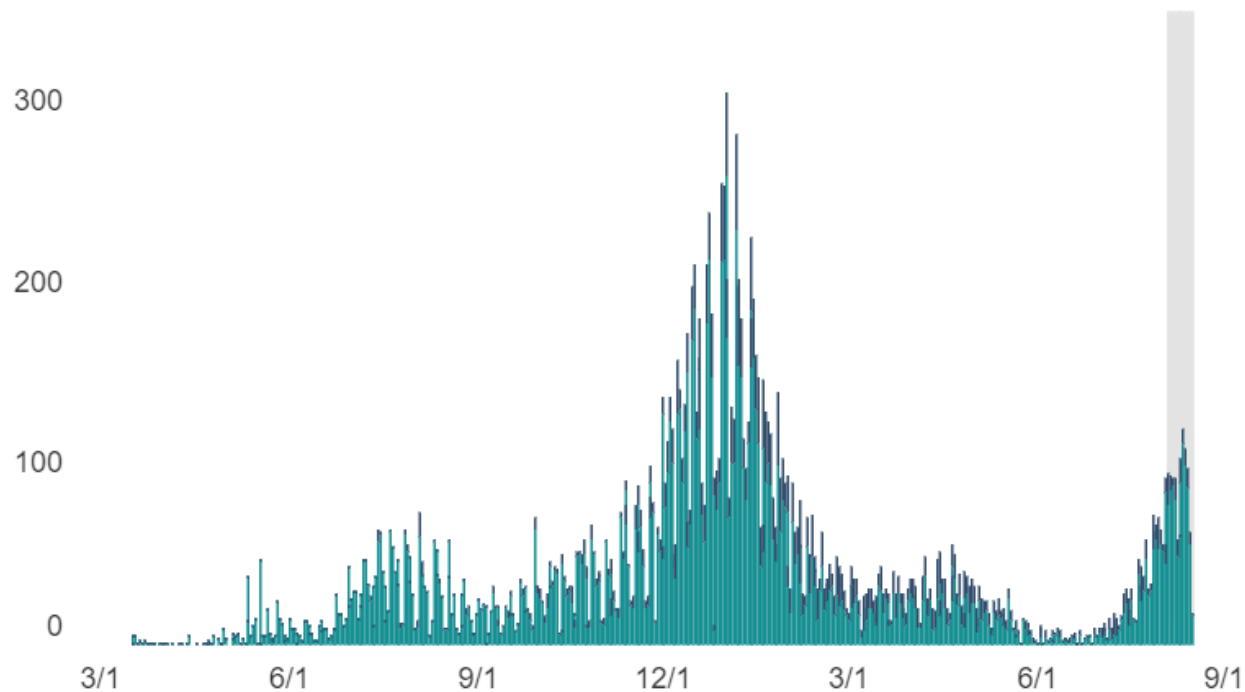
- County-wide Face Covering Requirement for all indoor, public spaces*
- All indoor, public spaces are recommended to implement social distancing measures
- Continue to follow other CDC and Executive Order recommendations

*May require the reinstatement of local State of Emergency



Current Situation: Epi Curve

Cases by Date of Specimen Collection - Buncombe County



TOTAL CASES
Buncombe County

20,186

**MOLECULAR (PCR)
POSITIVE CASES**

16,723

**ANTIGEN POSITIVE
CASES**

3,463

Specimen collection date
missing for 2 cases.

Updated 8/16/21



Vaccine Providers

Visit the NCDHHS website for vaccine providers:
myspot.nc.gov

