



COVID-19 Update

Presented by

Stacie Turpin Saunders
Health Director

December, 7 2020



Key Messages

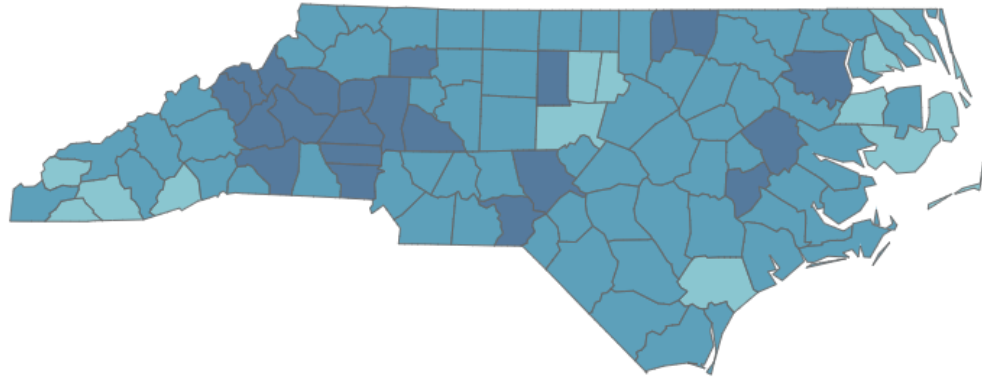
- Current COVID-19 situation report
- Post Thanksgiving surge in cases
- Limit your interactions with those outside of your household
- Vaccine distribution framework
- Stay vigilant in prevention of spreading COVID
- Local enforcement efforts



State Perspective

County Map by Cases per 100,000 Residents (Molecular (PCR) and Antigen)

(Click to highlight map, unclick to revert map)



Map Credit: NCDHHS



Select Geography

- County
- ZIP Code

Date Range

Last 7 Days

Search for County

Select Metric

- Cases
- Cases per 10,000 Residents
- Cases per 100,000 Residents

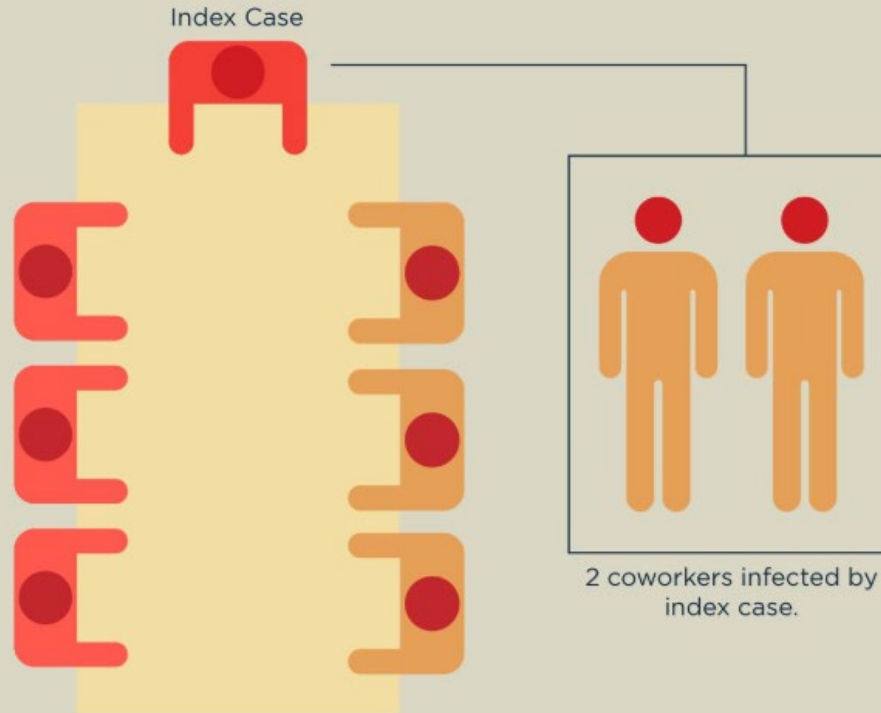


Buncombe County Metrics

Metric	Value	Dark Green	Light Green	Yellow	Orange	Red
New cases per 100,000 population per week	201	≤ 4	5 - 9	10 - 50	51 - 100	≥ 101
Percent change in new cases per 100,000 population	23.3%	≤ -26.0%	-25.9% - -11.0%	-10.9% - 0.0%	0.1% - 10.0%	≥ 10.1%
Diagnostic test result positivity rate	5.5%	≤ 2.9%	3.0% - 4.9%	5.0% - 7.9%	8.0% - 10.0%	≥ 10.1%
Change in test positivity	1.0%	≤ -2.1%	-2.0% - -0.6%	-0.5% - 0.0%	0.1% - 0.5%	≥ .6%
Total diagnostic tests resulted per 100,000 population per week	2208	≥ 2001	1001 - 2000	750 - 1000	500 - 749	≤ 499
COVID-19 Deaths						
COVID-19 deaths per 100,000 population per week	0.8	≤ 0.1	0.2 - 0.4	0.5 - 1	1.1 - 2	≥ 2.1
Percent change in deaths per 100,000 population	-63.6%	≤ -26.0%	-25.9% - -11.0%	-10.9% - 0.0%	0.1% - 10.0%	≥ 10.1%
Hospital and ICU Bed Occupancy						
Percent inpatient hospital beds occupied with COVID-19	7.0%	≤ 5.0%	5.0% - 10.0%	10.0% - 15.0%	15.0% - 15.0%	≥ 15.0%
Percent ICU beds occupied with COVID-19	14.9%	≤ 60.0%	61.0% - 70.0%	71.0% - 80.0%	81.0% - 90.0%	≥ 91.0%




COVID CASES RELATED TO A THANKSGIVING GATHERING



Household members were symptomatic at the time of the dinner.
3 non-household members tested positive after the gathering.

5 additional cases identified outside of household



VACCINE DISTRIBUTION PRIORITIZATION FRAMEWORK

Risk-based prioritization based on National Academy of Medicine Framework for Equitable Allocation of COVID-19 and CDC Advisory Committee Immunization Practice. Refined by input by North Carolina Institute of Medicine Vaccine Advisory Committee. May be revised based on Phase III clinical trial safety and efficacy data and further federal guidance

Phase 1

Phase 1a:

- **Health care workers at high risk** for COVID-19 exposure based on work duties or vital to the initial COVID vaccine response
 - High risk of exposure is defined as those caring for COVID-19 patients, cleaning areas where COVID-19 patients are admitted, performing procedures at high risk of aerosolization (e.g., intubation, bronchoscopy, suctioning, invasive dental procedures, invasive specimen collection, CPR), handling decedents with COVID, administering vaccine in initial closed or targeted vaccination clinics.
 - Population includes: nurses, physicians, respiratory techs, dentists, hygienists, nursing assistants, environmental services staff, EMT/paramedics, home health workers, personal care aides, community health workers, health care trainees(e.g., medical students, pharmacy students, nursing students, etc.), morticians/funeral home staff, pharmacists, public health nurses, public health and emergency preparedness workers who meet the above definition of “high risk of exposure.”
- **Long Term Care staff and Residents** (e.g., Skilled Nursing Facilities, adult care homes, family care homes, and group homes; individuals with intellectual and developmental disabilities who receive home and community-based services and the workers directly providing those services)

Phase 1b:

- **Adults with high risk of complications** per CDC and staff of congregate living settings
- Operationally prioritize settings based on risk of exposure
- **Migrant farm and fisheries workers** in congregate housing with 2+ Chronic Conditions* or \geq age 65
- **Incarcerated individuals** with 2+ Chronic Conditions* or \geq age 65 and jail and prison staff
- **Homeless shelter residents** with 2+ Chronic Conditions* \geq 65 and homeless shelter staff
- **Health care workers** not included in Phase 1A with 2+ Chronic Conditions
- **Frontline workers** with 2+ Chronic Conditions at high risk of exposure (e.g., firefighters, police, workers in meat packing plants, seafood and poultry not in congregate housing, food processing, preparation workers and servers, manufacturing, construction, funeral attendants and undertakers not included in Phase 1A, transportation workers, retail workers (including grocery store workers), membership associations/org staff (e.g., religious orgs), education staff (e.g., child care, K-12 or IHE) and workers in government, public health, emergency management and public safety whose functioning is imperative to the COVID-19 response)
- **Other Adults** with 2+ Chronic Conditions*:

* Defined by [CDC as increased risk for COVID](#)

Phase 2	Phase 3	Phase 4
Migrant Farm/fishery workers in congregate living without 2+ Chronic Conditions Incarcerated individuals without 2+ Chronic Conditions Homeless shelter residents without 2+ Chronic Conditions Frontline workers at high or moderate risk of exposure without 2+ Chronic Conditions All other Health Care Workers not included in Phase 1A or 1B Education staff (Child Care, K-12, IHE) without 2+ Chronic Conditions Other adults age 18-64 with one chronic condition* 65+ year olds with one or no chronic conditions*	Workers in industries critical to the functioning of society and at increased risk of exposure who are not included in Phase 1 or Phase 2 K-12 students (if data from clinical trials), college students	Remaining population

Do Your Part, Buncombe!

- Wear the mask, over your mouth and nose. Remember that Executive Order 180 requires masks indoors when around people outside your household REGARDLESS of distance. This essentially means if you are not at home but indoors elsewhere, wear the mask.
- Stay 6 feet apart – Keeping your distance matters! If you are around people who are NOT in your household, even if they are other family members, stay 6 feet apart.
- Wash your hands. This simple actions can reduce your risk of COVID-19.
- Do all three together! Everyday!



Enforcement Effort Update

Fletch Tove, BCHHS Preparedness Director



Violation of the Governor's Executive Orders and/or the Local Emergency Declaration

- Failure to post the establishment's Emergency Maximum Capacity at each entrance
- Failure to post signage stating requirements to wear face coverings
- The number of persons exceeded the Emergency Maximum Capacity for the establishment
- Employees were observed not wearing face coverings, or wearing face coverings incorrectly
- For Indoor Gyms and Fitness Facilities, all patrons were not wearing face coverings
- For Retail locations with more than 15,000 square feet, an employee was not stationed at every entrance to monitor and control occupancy and to advise customers of face covering requirements



Complaints to Ready Team

	Total Complaints	Number of Unique Businesses	Percentage of Total Count Mask	Percentage of Total Social Distancing	Percentage of Total Hygiene	Percentage of Total Mass Gathering
Automotive	7	6	100%			
Bars/Restaurants	68	39	91%	32%	3%	25%
Daycare/School	3	3	100%	33%		33%
Doctors/Other Health Professionals	9	8	89%	11%		
Entertainment (Bowling/Theaters)	6	3	100%	83%		50%
Event Venues	3	2	100%	100%		67%
Gas Stations/Quick Stops	28	16	100%	4%		7%
Gyms/Fitness	10	8	100%	40%	20%	20%
Hair/Nail/Tattoo	5	4	80%		60%	
Hospitals/Nursing/LTC Facilities	1	1				
Hotels/Lodging	7	7	71%	43%		29%
Religious Organizations	3	1	100%	67%		100%
Residential	5	2	100%	80%	40%	
Retail - Grocers	46	15	98%	7%		11%
Retail - Other	65	42	95%	14%	2%	11%
Service - Other	6	6	100%	17%		
Grand Total	272	161	94%	22%	4%	16%

