


BUNCOMBE COUNTY COMMISSIONERS
January 2016



Living Wage

Living Wage: What are options?

- Counties cannot require employers bidding on contracts to pay a living wage (N.C.G.S 153A-449)
- Counties can base economic development policies on living wage
- Options include incentives based on salary structure and increased transparency of salary structure during public hearings on economic development

Economic Development Incentives

Economic Development Incentives

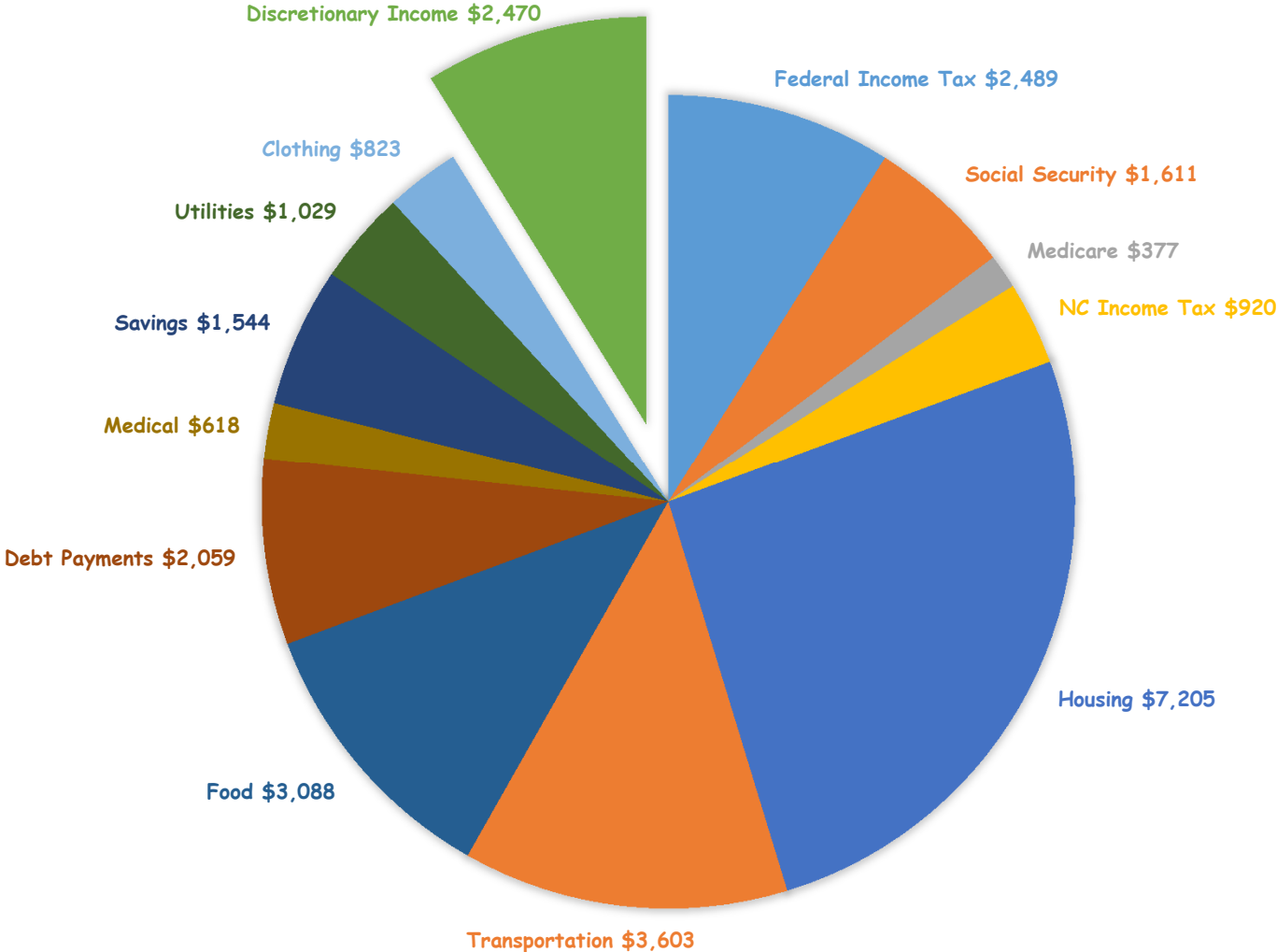
Community Development

Annual Discretionary Income Breakdown (Expenses Budgeted)

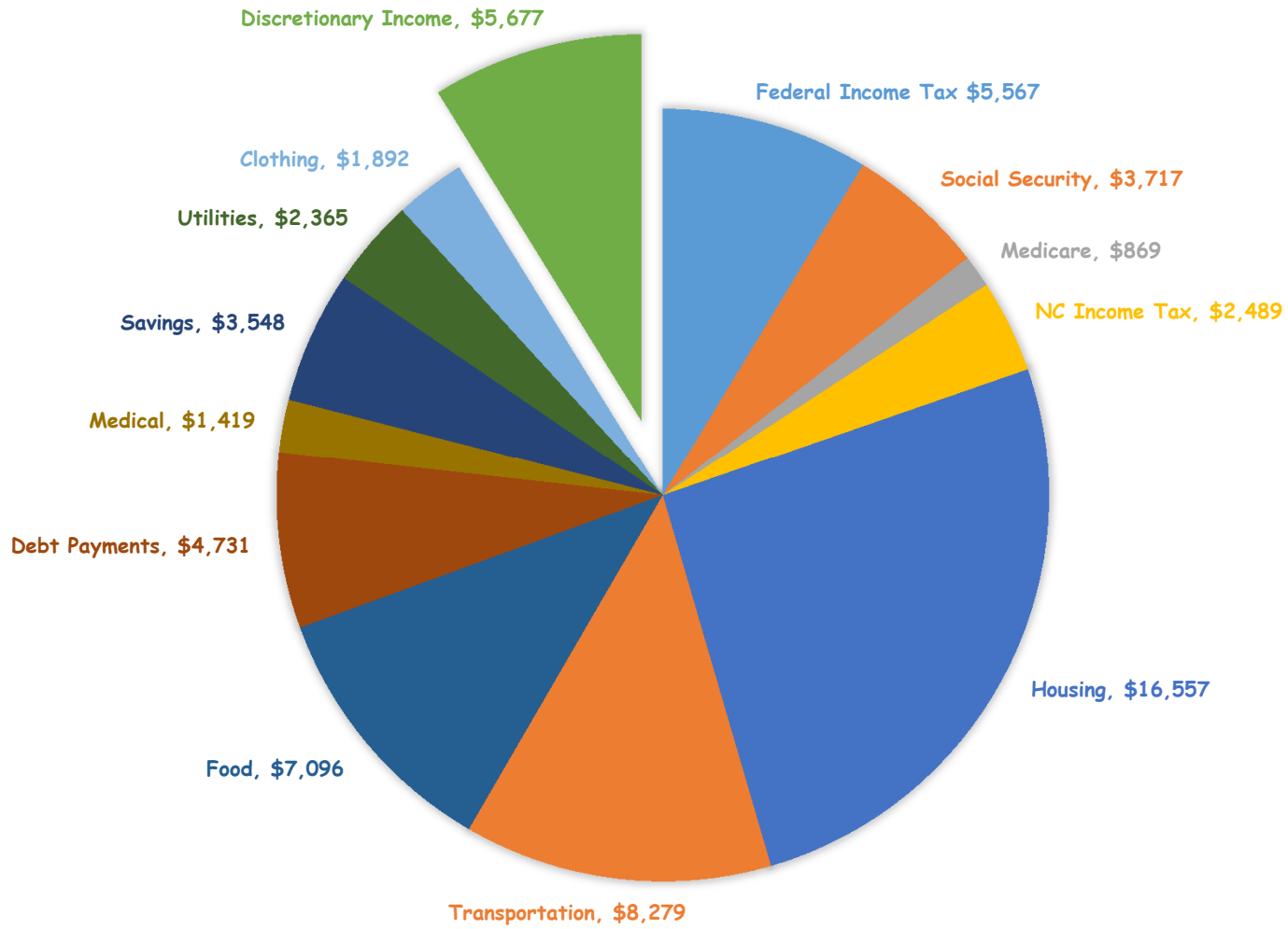
Description	Single	2 Adults	2 Adults + 1 Child	2 Adults + 2 Children
Annual Median Income	\$ 25,983	\$ 59,948	\$ 53,574	\$ 53,574
Federal Income Tax	2,489	5,567	4,004	3,396
Social Security	1,611	3,717	3,322	3,322
Medicare	377	869	777	777
NC Income Tax	920	2,489	1,970	1,824
Net Pay	\$ 20,587	\$ 47,306	\$ 43,502	\$ 44,255
Housing (35%)	7,205	16,557	15,226	15,489
Housing (Monthly) (35%)	600	1,380	1,269	1,291
Transportation (15%-20%)	3,603	8,279	7,613	7,745
Food (10-20%)	3,088	7,096	6,525	6,638
Debt Payments (5-15%)	2,059	4,731	4,350	4,426
Child Care (10-15%)	-	-	5,438	5,532
Medical (3%)	618	1,419	1,305	1,328
Savings (5-10%)	1,544	3,548	3,263	3,319
Utilities (5%)	1,029	2,365	2,175	2,213
Clothing (3-5%)	823	1,892	1,740	1,770
Discretionary Income	\$ 2,470	\$ 5,677	\$ (218)	\$ (221)

Source: MIT Living Wage Project

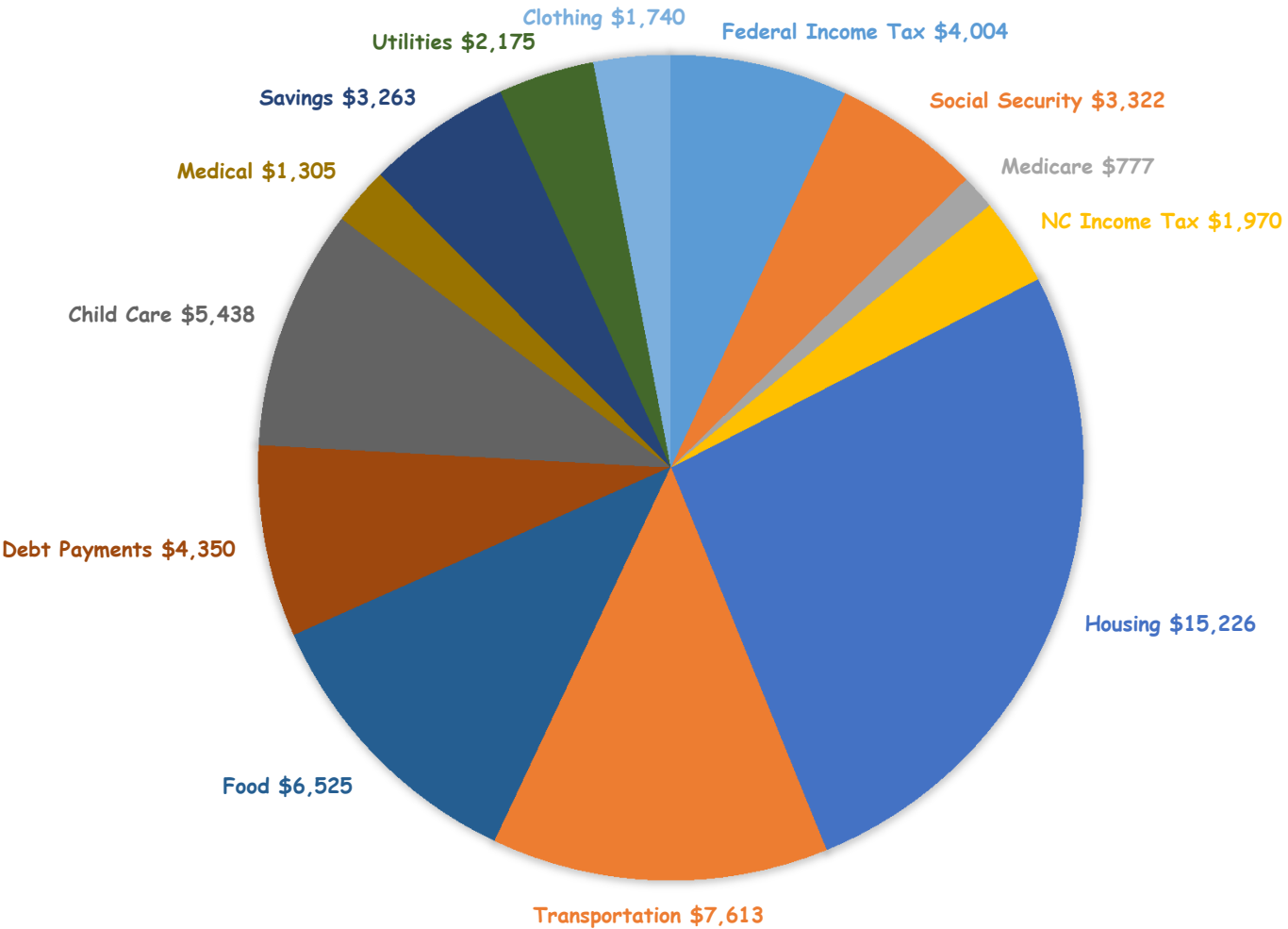
Single



2 Adults



2 Adults + 1 Child



2 Adults + 2 Children

