

## **Buncombe County Detention Facility Projection Summary**

### **Executive Summary**

In order to safely manage a jail population, the number of beds in a facility must exceed the number of people housed. Current jail population trends suggest the Buncombe County Detention Facility is approaching capacity, and more bed space will be needed to safely manage the population. Jail population data have been used to examine trends and make population projections. Highlights of the analysis include:

The jail population has been and continues to be on the rise:

- Since 2015, the state pretrial population has grown 14.9 percent.
- Recent pretrial bookings have been higher than typically seen, a trend that started during the last quarter of 2016 and continued through the first six months of 2017.
- Between 2012 and 2016, the average length of stay for individuals housed due to pretrial charges increased 47 percent, from seven days to 10.3 days.

Three scenarios were analyzed to determine projected bed need:

- Female Projection: Assumes holding no more than five females under federal contract
  - Projection: Population would exceed capacity in the last quarter of calendar year 2016, which did occur; population will regularly exceed capacity by November 2020
- Male Projection 1: Assumes capital investment for female facility, all current beds transition to male beds, and no more than 65 males are held under federal contract
  - Projection: Population will begin to exceed capacity as early as September 2026
- Male Projection 2: Assumes no capital investment for a female facility and the number of people housed under federal contract will be reduced
  - Projection: Population will begin to exceed capacity as early as September 2024; Sheriff's Office will likely need to reduce the number of males housed for the US Marshall Service in early 2018

Throughout the years, Buncombe County has made significant investments in diverting individuals from the detention facility, each of which have been made to help relieve pressure on the detention facility, protect public safety, hold people accountable for criminal behavior, address the needs that motivate crime, and facilitate individual, family, neighborhood, and community wellness. Most recently, investments were made to support Jail-based Prosecution and the Justice Resource Center, and both are in the initial stages of implementation. However, a review of population drivers reveal additional opportunities to slow jail population growth. In some cases, these opportunities can build off existing resources, maximizing investments already in place. In other cases, they are opportunities to expand investments to fill gaps in the existing resource grid. This is managed in partnership with Buncombe County and other criminal justice stakeholders through the Justice Resource Advisory Council.

Because there are numerous stakeholders that impact Buncombe County's criminal justice system, it is essential that all investments are grounded in collaborative, inclusive, and transparent processes that are conducted with integrity. The aim of the following analysis is to help guide a conversation around jail population and bed need.

## Buncombe County Detention Facility Projection Summary

### Introduction

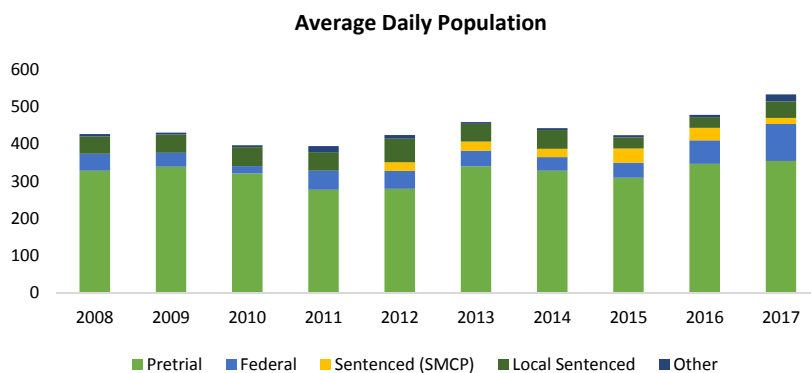
The Buncombe County Detention Facility currently has 604 beds. Sixteen percent – 96 beds – is used to house females. The remainder – 508 beds – are in male housing units. In order to safely manage the jail population, the number of beds in a facility should exceed the number of people. Current jail population trends suggest the Buncombe County Detention Facility is approaching capacity, and more bed space will be needed to safely house the population. The following analysis is aimed at identifying future bed needs for both the male and female population.

There are a number of terms and phrases used throughout this analysis. For clarity, they have been defined here:

- **Average daily population (ADP):** Sum of the daily population divided by the number of days in a selected time period
- **Average length of stay:** Sum of the number of days incarcerated divided by the number of bookings released during a selected time period
- **Average number of pretrial jail days:** Sum of the number of days incarcerated for which the reason incarcerated is “state pretrial” divided by the number of pretrial bookings released during a selected time period
- **Bookings released:** Bookings released from custody during a selected time period
- **Jail beds:** Total usage of beds by the jail population
- **Jail days:** Days in which a person is incarcerated
- **Pretrial bookings:** Jail booking for which the person incarcerated is awaiting trial
- **Pretrial jail days:** Days in which a person is incarcerated where the reason incarcerated is “state pretrial”
- **Pretrial releases:** Jail booking for which the person incarcerated was awaiting trial but has been released to the community or to the custody of another agency

### Jail Population Trends

Over the last ten years, the jail population has seen periods of growth as well as decline. Most recently, the



population has seen consistent growth, with the first six months of 2017 having the highest average daily population (ADP) to date – 534. There are numerous reasons for which individuals are incarcerated in the jail, and when analyzing trends, it is important to look at specific populations.<sup>1</sup>

Most notably, in the fall of 2016, Buncombe County Sheriff’s Office

<sup>1</sup> The jail population can be divided into five major categories: **Pretrial** – individuals who have been charged with a crime in Buncombe County and are awaiting trial; **Local Sentenced** – individuals who have been convicted of a crime and are serving their state sentence in the jail (sentences are 90 days or less); **State Misdemeanor Confinement Program (SMCP)** – individuals who have been convicted of a specific misdemeanor crime and are serving their state sentence in the jail (sentences are more than 90 days); **Federal** – individuals who have been charged with a federal crime and are awaiting trial in federal court; and **Other** – included in this category are individuals who are being detained for a range of reasons, including a fugitive warrant, probation violation, transport, and housing for another county.

## **Buncombe County Detention Facility Projection Summary**

agreed to increase the number of individuals held on federal charges, increasing the federal population significantly. Buncombe County Sheriff's Office contracts with two U.S. Marshall Service districts: Western North Carolina (WNC) and Eastern Tennessee. Approximately 70 percent of federal holdings are for the WNC District. These are individuals who have been charged with a federal crime and their case will be heard in the Federal Courthouse in Asheville. A snapshot analysis of the WNC federal population revealed that 77 percent of these individuals had an address located within WNC, and 42 percent had Buncombe County addresses.<sup>2</sup> While detained in the Buncombe County Detention Facility, these individuals have access to visitation and programming.<sup>3</sup>

Increases are also occurring in the pretrial population. That is, individuals who have been charged with a crime in Buncombe County and are awaiting trial in the detention facility. The growth of this population is most significant to jail population trends due to the fact that it comprises the vast majority of the jail population. For this reason, the remainder of the analysis focuses specifically on the pretrial population, which has grown 14.9 percent, from 309 to 355, since 2015.<sup>4</sup> This increase was preceded by several years of growth, a peak of 340 in 2013, and two years of decline. Both the male and female pretrial populations have experienced increases. Yet, most pressing to jail capacity is the growth of the female pretrial population.

The rising female population is not unique to Buncombe County. This trend is being experienced across the nation, especially in smaller counties (250,000 or fewer). Jail incarceration rates of women in small counties have increased from 79 per 100,000 women to 140 per 100,000 women over the past 15 years. While women of color are disproportionately over-represented in jails, the growth of the number of white women in jails has outpaced that of women of color.<sup>5</sup> This has also been true in Buncombe County. Since 2010, the average daily population of women of color has remained relatively consistent— averaging between six and nine per day, and even decreasing to five during the first six months of 2017. Meanwhile, the average daily population of white women has increased 63 percent, from 30 to 49 over the last six and a half years.

### **Pretrial Bookings, Average Length of Stay, and Charges**

Jail population growth is driven by two factors – the number of people entering the facility and the length of time they stay. Understanding these factors within the context of what individuals are charged with is important in identifying population drivers. The number of people booked into the Buncombe County Detention Facility for a pretrial charge had been trending down for the last several years. However, this trend began to reverse during the last quarter of 2016. Pretrial bookings during the first half of 2017 have remained higher than typically seen, and if booking rates in the second half of the year mirror those during the first half, pretrial bookings in 2017 will surpass those in 2016. Moreover, between 2012 and 2016, the average length of stay increased 47 percent, from seven days to 10.3 days. These trends, however, do not give much guidance as to what specifically is driving the population growth. To identify the drivers, a more focused look at why a person is incarcerated and for how long is warranted.

Looking at pretrial bookings released in 2016, the majority were released within 24 hours of being booked. While this group represented the greatest number of bookings, its impact on jail days was minimal. The

---

<sup>2</sup> Snapshot analysis conducted on August 14, 2017.

<sup>3</sup> Programming available in Buncombe County Detention Facility is robust. RHA Health Services provides mental health and substance abuse case management and educational groups. Additionally, there is a very active volunteer program through which community members come into the facility and conduct a range of programming – from HIV/AIDS Education and GED to Fatherhood Initiative and Yoga.

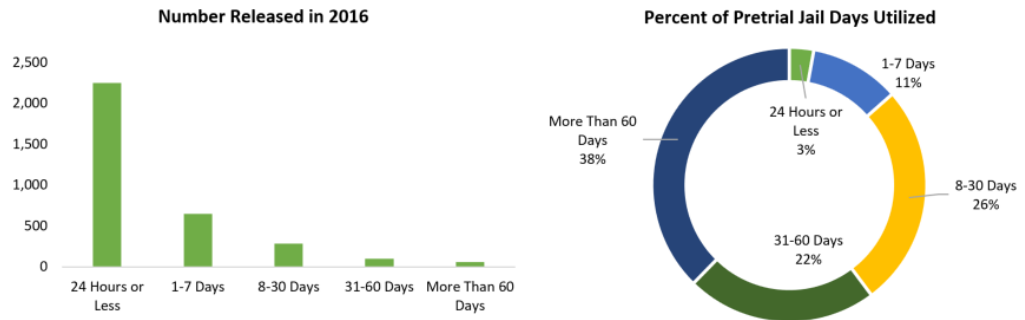
<sup>4</sup> Average daily state pretrial population from January 2017 through June 2017.

<sup>5</sup> See *Overlooked: Women and Jails in an Era of Reform*. Retrieved from <https://www.vera.org/publications/overlooked-women-and-jails-report>.

## Buncombe County Detention Facility Projection Summary

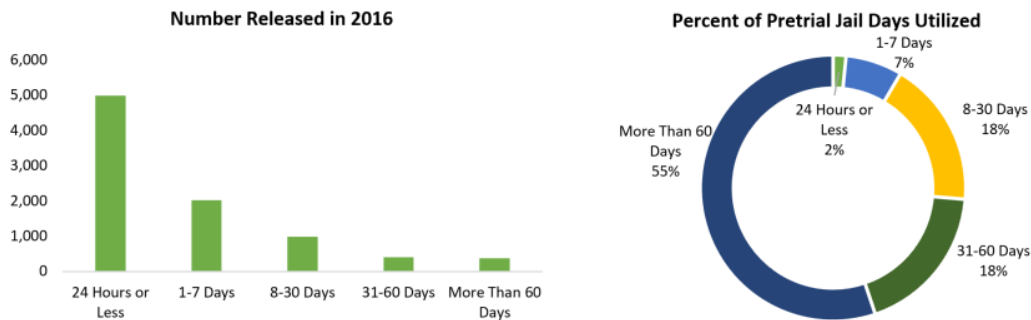
accompanying graphs, broken down by sex, illustrate this exact fact. Nearly 70 percent of female pretrial bookings stayed in the detention facility for less than 24 hours. These 2,000 plus bookings utilized just three percent of the overall jail days used to house pretrial females released in 2016. The vast majority of pretrial jail days were used by bookings whose length of stay was greater than or equal to eight days – 86 percent. A similar pattern is true for male bookings.

### Female Pretrial Bookings



On average, male pretrial bookings have longer stays than female bookings as evidenced by the fact that approximately 57 percent of male pretrial bookings released in 2016 were detained 24 hours or less. These

### Male Pretrial Bookings



bookings accounted for one percent of jail days utilized to house males released on a pretrial charge. Fifty-five percent of male pretrial bookings released in 2016 spent more than 60 days in detention.

The majority of people booked into the detention facility have been charged with a misdemeanor offense. In most cases, these offenses are non-violent in nature, though some assaults fall into misdemeanor categories. An analysis of top charges on bookings released in 2016 provides a better understanding of the types of charges for which significant jail days are utilized. A breakdown of top charge by jail days can be found in Appendix A and Appendix B. As time in detention increases, the more serious the top charges become. Indeed, for both males and females, all charges listed in the 24 hours or less category are misdemeanors while all but one charge in the more than 60 days category are felonies.<sup>6</sup> Given the nature of the charge is a factor considered when court system actors set bond amounts, this pattern is to be expected.

Examining the length of stay by top charge offense category can also provide some insight as to specific charge groups that utilize significant portions of jail beds (see Table 1). Two specific groups of charges utilized nearly a quarter of the total pretrial jail days in 2016 – H and I felonies. These are the lowest of the felony categories and include largely drug, financial, and property offenses, though there are some assault, sex, and weapon offenses as well.<sup>7</sup>

<sup>6</sup> Civil non-support is a not a criminal charge. However, it is a charge for which a large number of jail days are utilized.

<sup>7</sup> A complete list of H and I offenses in the local Records Management System is provided in Appendix C.

**Buncombe County Detention Facility  
Projection Summary**

**Table 1: Pretrial Bookings Released in 2016**

<i>Top Charge Offense Level</i>	<b>Number of Bookings Released</b>	<b>Total Pretrial Jail Days</b>	<b>Average Pretrial Jail Days</b>
<i>Class A Felony</i>	4	1,883.6	470.9
<i>Class B Felony</i>	10	4,696.7	469.7
<i>Class C Felony</i>	91	6,588.8	74.0
<i>Class D Felony</i>	57	9,698.6	173.2
<i>Class E Felony</i>	73	3,512.2	48.1
<i>Class F Felony</i>	78	4,387.6	56.3
<i>Class G Felony</i>	118	5,472.3	46.8
<i>Class H Felony</i>	1,045	20,243.9	19.4
<i>Class I Felony</i>	724	8,719.1	12.0
<i>Felony<sup>8</sup></i>	955	15,851.9	18.5
<i>Class A1 Misdemeanor</i>	1,055	8,590.9	8.2
<i>Class 1 Misdemeanor</i>	2,104	10,621.2	5.1
<i>Class 2 Misdemeanor</i>	1,468	4,741.0	3.2
<i>Class 3 Misdemeanor</i>	1,261	2,264.5	1.8
<i>Misdemeanor<sup>9</sup></i>	2,525	10,368.3	4.2
<i>Remand Custody</i>	769	948.3	1.6
<i>WRIT</i>	199	64.1	0.4
<i>Traffic</i>	40	29.2	0.7

The average length of stay for both of these offense categories have been on the rise since 2015. The largest increase has been with Class I felonies – from 9.4 days in 2015, to 14.8 days during the first six months of 2017, an increase of 56.4 percent. Thus far in 2017, the average length of stay for H and I felonies has been higher than the previous five years. The specific reasons for this increase in length of stay are beyond the scope of jail data.

However, it should be noted that there has also been a steady increase in the number of Class I Felony bookings over the past three years. Between 2015 and 2016 alone there was an increase of 21.4 percent. More cases entering the criminal justice system has a direct impact on court caseloads, which could in turn could impact how quickly cases can be processed and disposed of.

**Projection Scenarios**

A detailed description of the projection methodology used can be found in Appendix F. Three projection scenarios are summarized below – one female projection and two male projections. Because the detention facility is a sex segregated space, bed need must be analyzed for both males and females.

<sup>8</sup> Includes felony charges where there is no penalty class assigned in the Records Management System statutes table. See Appendix D for a list of charges.

<sup>9</sup> Includes misdemeanor charges where there is no penalty class assigned in the Records Management System statutes table. See Appendix E for a list of charges.

## **Buncombe County Detention Facility Projection Summary**

### *Female Projection*

Presently, Buncombe County Detention Facility has 96 beds to house females. In the latter part of 2016, the Sheriff's Office had to relocate females on two separate occasions due to capacity issues. These women were sent to other local jails within the area at a cost of \$40 to \$52 per day. A small number – five, on average – of women are housed in the detention facility under federal contract for the Western District of North Carolina US Marshall Service. These women are awaiting trial in federal court for charges originating in the Western District of North Carolina. The following projection assumes the detention facility will hold no more than five females for the Western District of North Carolina US Marshall Service.

A linear regression model predicts the average daily female population will reach 80.5 by 2023 plus five federal holdings. In order to adequately house this number, between 103 and 118 beds would be required. The model projecting bed need accurately predicted the detention facility would reach female capacity in the fall of 2016, at which point females were sent to other jail facilities. The model further predicts that bed need will regularly exceed capacity by November 2020. Assuming growth trends continue as they have, the Sheriff's Office will have to send more females out to other facilities on a more frequent basis. Beyond 2020, the model suggests sending females to other facilities will become standard practice. It should be noted that the Sheriff's Office could opt to not house any females for the Western District of North Carolina US Marshall Service; however, the impact of this would be minimal. According to the projection model, removing these five federal holdings would delay bed needs by approximately two years.

### *Male Projections*

Two projection scenarios were reviewed for the male population. The first assumes that some capital investment is made for the female population, allowing all 604 beds in the current facility to be used to house males. The second projection assumes that no capital investment is made and that available male beds remains at 508.

#### Scenario 1

- Assumes 604 bed facility for males and that the Sheriff's Office will continue holding males for the Western District of North Carolina US Marshall Service, capping that number at 65 people.

A linear regression model predicts the average daily male population will reach 466.3 plus 65 federal holdings by 2028. In order to adequately house this number, between 589 and 618 beds would be required. Assuming growth trends continue as they have, the model predicts bed need will begin to exceed capacity as early as September 2026.

#### Scenario 2

- Assumes 508 beds in current facility and that the Sheriff's Office will no longer house males for the US Marshall Service.

A linear regression model predicts the average daily male population will reach 466.3 by 2028. In order to adequately house this number, between 520 and 548 beds would be required. Assuming growth trends continue as they have, the model predicts bed need will begin to exceed capacity as early as June 2024. In order to adequately manage the population, the Sheriff's Office would likely have to begin reducing the number of males housed for the Western District of North Carolina US Marshall Service as early as 2018. In order to safely manage the population, that number would need to continue to decline as time progresses.

## **Buncombe County Detention Facility Projection Summary**

### **Analysis Summary**

The most pressing capacity concerns and bed needs are with the female population, as evidenced by the fact the Sheriff's Office did have to house females in other facilities on two separate occasions in late 2016. Assuming trends remain stable, it can be expected that the Sheriff's Office will need to send more women out on a more frequent basis to keep the population manageable. The male population is also fast approaching capacity with 508 beds. In order to manage the population, the Sheriff's Office will need to terminate its contract with the Eastern Tennessee District and begin to decrease the number of individuals housed for the Western North Carolina District beginning in early 2018.

There is, of course, the possibility that trends could shift and population growth could decline or even increase at a faster pace than projected. Factors influencing this are in most cases beyond the control of the Sheriff's Office. Such factors include enforcement practices of other law enforcement agencies, new state statute, equity and economic factors in the community, etc. The projections included in this analysis represent the best estimates to be made with information currently accessible.

**Buncombe County Detention Facility  
Projection Summary**

**Appendix A  
Females: Top Charges by Days Detained**

<b>24 Hours or Less</b>	<b>1-7 Days</b>	<b>8-30 Days</b>	<b>31-60 Days</b>	<b>More Than 60 Days</b>
Simple Assault	Larceny – Misdemeanor	Larceny – Misdemeanor	Larceny – Misdemeanor	PWIMSD Methamphetamine
Larceny – Misdemeanor	Simple Assault	Possess Methamphetamine	Probation Violation – Felony	Robbery w/Dangerous Weapon
Driving While Impaired	Civil OFA-Non Support	Probation Violation – Misdemeanor	Possess Methamphetamine	Breaking And Or Entering (F)
Trespass – 2 <sup>nd</sup> Degree	Trespass – 2 <sup>nd</sup> Degree	Obtain Property False Pretense	Civil OFA-Non Support	Burglary – 1 <sup>st</sup> Degree
Resisting Public Officers	Obtain Property False Pretense	Civil OFA-Non Support	Obtain Property False Pretense	Possess Heroin



**Buncombe County Detention Facility  
Projection Summary**

**Appendix B  
Males: Top Charges by Days Detained**

<b>24 Hours or Less</b>	<b>1-7 Days</b>	<b>8-30 Days</b>	<b>31-60 Days</b>	<b>More Than 60 Days</b>
Assault on Female	Assault on Female	Parole Comm. Violation	Assault on Female	Robbery w/ Dangerous Weapon
Trespass – 2 <sup>nd</sup> Degree	Trespass – 2 <sup>nd</sup> Degree	Assault on Female	Probation Violation – Felony	Habitual Felon
24 Hour Hold	Larceny – Misdemeanor	Larceny – Misdemeanor	Breaking and or Entering (F)	Breaking And Or Entering (F)
Driving While Impaired	Intoxicated and Disruptive	Probation Violation – Felony	Larceny – Misdemeanor	Civil Non Support
Intoxicated and Disruptive	Resisting Public Officers	Possess Methamphetamine	H/I Felony Probation Violation	Larceny After Break/Entering

**Buncombe County Detention Facility  
Projection Summary**

**Appendix C  
H and I Felony Offenses**

<b>H Charges</b>	<b>IBR Group</b>	<b>I Charges</b>	<b>IBR Group</b>
ABUSE DISABLE/ELDER W/INJURY	ALL OTHER OFFENSES	ABANDON CHILD FOR 6 MONTHS	OFFENSES AGAINST FAMILY
AID/ASSIST FRAUD TAX RETURN	ALL OTHER OFFENSES	AID & ABET FORGERY	FORGERY-COUNTERFEITING
ALTER COURT DOCUMENTS	ALL OTHER OFFENSES	ALTER TITLE	NON-CRIMINAL INCIDENT
ALTER/REMOVE GUN SERIAL NUMBER	WEAPON LAW VIOLATIONS	ALTER/STEAL/DEST CRIM EVIDEN	ALL OTHER OFFENSES
ASSAULT BY STRANGULATION	AGGRAVATED ASSAULT	ALTERING SERIAL NUMBERS	ALL OTHER OFFENSES
ATTEMPT COMMON LAW ROBBERY	ROBBERY	ASSAULT EMERG PRSNL IBI/WDW	AGGRAVATED ASSAULT
ATTEMPT SEX OFFENSE STUDENT(F)	ALL OTHER SEX OFFENSES	ASSAULT EXEC LGL COURT OFFICER	SIMPLE ASSAULT
ATTEMPT TO EVADE/DEFEAT TAX	ALL OTHER OFFENSES	ATT BREAK OR ENTER BLDG (F)	BURGLARY
BABYSIT BY/HOME SEX OFNDR 2+	ALL OTHER OFFENSES	ATT OBTAIN CS FORGERY/FRAUD (F)	FRAUD
BLUE LIGHT CAUSE STOP/YIELD	NON-CRIMINAL INCIDENT	ATT POSS SYNTH CANNABINOID-F	DRUG/NARCOTIC OFFENSES
BREAKING AND OR ENTERING (F)	BURGLARY	ATTEMPT POSS MDPV-FELONY	DRUG/NARCOTIC OFFENSES
BURNING BLDG UNDER CONSTRUCT	ARSON	ATTEMPT POSSESS MEPHEDRONE	DRUG/NARCOTIC OFFENSES
BURNING PERSONAL PROPERTY	ARSON	ATTEMPTED LARCENY (F)	LARCENY
BUY/SELL/DISTRIB.FOOD STAMPS	FRAUD	ATTEMPTED POSSESSION COCAINE	DRUG/NARCOTIC OFFENSES
COMMON LAW FORGERY (F)	FORGERY	BAILBNDSMN FAIL RET SEC>\$1500	ALL OTHER OFFENSES
COMMON LAW UTTERING (F)	FORGERY	BIGAMY	ALL OTHER OFFENSES
CONSP SELL SYNTH CANNABINOID	DRUG/NARCOTIC OFFENSES	BISP FORGED INSPECTION	FORGERY
CONSPIRE DELIVER COCAINE	DRUG VIOLATIONS	BREAK COIN/CURRENCY MACHI(F)	LARCENY
CONSPIRE DELIVER HEROIN	DRUG VIOLATIONS	BREAK OR ENTER MOTOR VEHICLE	LARCENY
CONSPIRE DELIVER LSD	DRUG VIOLATIONS	BREAK/ENTER BOAT	LARCENY
CONSPIRE DELIVER MEPHEDRONE	DRUG/NARCOTIC OFFENSES	BREAK/ENTER RAILROAD CAR	LARCENY
CONSPIRE DELIVER METHAMPHETAMINE	DRUG VIOLATIONS	BREAK/ENTER TRAILER/AIRCRAFT	LARCENY
CONSPIRE DELIVER SCH I CS	DRUG VIOLATIONS	CARD THEFT W/SCANNING DEVICE	FORGERY
CONSPIRE SELL MARIJUANA	DRUG VIOLATIONS	CARRYING CONCEALED GUN (F)	WEAPONS VIOLATIONS

**Buncombe County Detention Facility  
Projection Summary**

<b>CONSPIRE SELL SCH VI CS</b>	DRUG VIOLATIONS	<b>CHANGE MILEAGE VIOLATION</b>	FRAUD
<b>CONSPIRE TO DELIVER MDPV</b>	DRUG/NARCOTIC OFFENSES	<b>CHECK CASHING WITHOUT LICENS</b>	ALL OTHER OFFENSES
<b>CORPORATE MALFEASANCE</b>	ALL OTHER OFFENSES	<b>CHILDCARE SUBSIDY FRAUD&gt;\$1000</b>	FRAUD
<b>CRUELTY TO ANIMALS (F)</b>	ALL OTHER OFFENSES	<b>COCKFIGHTING (F)</b>	ALL OTHER OFFENSES
<b>DEFRAUD/OBT MNY/PROP MED AST</b>	FRAUD	<b>COMMERCIAL LITTERING</b>	ALL OTHER OFFENSES
<b>DELIVER COCAINE</b>	DRUG VIOLATIONS	<b>COMPUTER TRESPASS(F)</b>	FRAUD
<b>DELIVER HEROIN</b>	DRUG VIOLATIONS	<b>CONCEALING BIRTH OF A CHILD</b>	ALL OTHER OFFENSES
<b>DELIVER LSD</b>	DRUG VIOLATIONS	<b>CONSP DEF/OBT MNY/PROP MED AST</b>	FRAUD
<b>DELIVER MDPV</b>	DRUG/NARCOTIC OFFENSES	<b>CONSP DEL SYNTH CANNABINOID</b>	DRUG/NARCOTIC OFFENSES
<b>DELIVER MEPHEDRONE</b>	DRUG/NARCOTIC OFFENSES	<b>CONSPIRE DELIVER MARIJ</b>	DRUG VIOLATIONS
<b>DELIVER METHAMPHETAMINE</b>	DRUG VIOLATIONS	<b>CONSPIRE DELIVER SCH VI CS</b>	DRUG VIOLATIONS
<b>DELIVER SCH I CS</b>	DRUG VIOLATIONS	<b>COUNTERFEITING COIN</b>	FORGERY-COUNTERFEITING
<b>DELIVER SCH II CS</b>	DRUG VIOLATIONS	<b>CREATE COUNTERFEIT CS</b>	DRUG VIOLATIONS
<b>DESECRATE HUMAN REMAINS</b>	VANDALISM	<b>CRIME AGAINST NATURE</b>	SEX OFFENSE
<b>DOG FIGHTING</b>	ALL OTHER OFFENSES	<b>CUSTODY ORDER VIOL-FELONY</b>	OFFENSES AGAINST FAMILY
<b>DV PROTECTIVE ORDER VIOL (F)</b>	ALL OTHER OFFENSES	<b>DELIVER MARIJUANA</b>	DRUG VIOLATIONS
<b>DVPO VIOL DEADLY WEAPON</b>	ALL OTHER OFFENSES	<b>DELIVER SCH III CS</b>	DRUG VIOLATIONS
<b>ELECTRONIC SWEEPSTAKES 2 OFF</b>	SPORTS TAMPERING	<b>DELIVER SCH IV CS</b>	DRUG VIOLATIONS
<b>ELUDE ARREST 2 AGRVTG FCTRS</b>	NON-CRIMINAL INCIDENT	<b>DELIVER SCH V CS</b>	DRUG VIOLATIONS
<b>ELUDE ARREST MV CAUSE DEATH</b>	ALL OTHER OFFENSES	<b>DELIVER SCH VI CS</b>	DRUG VIOLATIONS
<b>ELUDE ARRST MV&gt;=3 AGRV FCTRS</b>	NON-CRIMINAL INCIDENT	<b>DELIVER SYNTH CANNABINOID</b>	DRUG/NARCOTIC OFFENSES
<b>EMBEZZLEMENT</b>	EMBEZZLEMENT	<b>DESECRATE GRAVE SITE &gt;=\$1000</b>	VANDALISM
<b>EMBEZZLEMENT RAILROAD OFFICR</b>	EMBEZZLEMENT	<b>DISORDERLY COND FUNERAL 3/+ OFF</b>	DISORDERLY CONDUCT
<b>ESCAPE FROM STATE PRISON (F)</b>	ALL OTHER OFFENSES	<b>DISSEMINATE OBSCENITY-FELONY</b>	OBSCENE MATERIAL / PORNOGRAPHY
<b>ESCAPE LOCAL JAIL-FELONY</b>	ALL OTHER OFFENSES	<b>DISTURB CASKET/GRAVE MARKER</b>	VANDALISM
<b>ESCAPE PRIVATE CORRECTIONAL FACILITY</b>	ALL OTHER OFFENSES	<b>EMBEZZLEMENT CS BY EMPLOYEE OF REG</b>	EMBEZZLEMENT
<b>EXPLOIT DISABLE/ELDER (F)</b>	ALL OTHER OFFENSES	<b>EXCEED PSEUDO LIMITS 3+ OFF</b>	ADDITIONAL OFFENSE CATEGORIES

**Buncombe County Detention Facility  
Projection Summary**

<b>FAIL REPT SEX OFFEN NON-COMPLY</b>	ALL OTHER OFFENSES	<b>FAIL MOVE OVER SER INJ/DEATH</b>	ADDITIONAL OFFENSE CATEGORIES
<b>FAIL RETURN HIRED MV &gt;\$4000</b>	FRAUD	<b>FAILURE TO APPEAR ON FELONY</b>	ALL OTHER OFFENSES
<b>FALSE BOMB REPORT</b>	ALL OTHER OFFENSES	<b>FALSE FOREIGN VENDOR CERTIFICATION</b>	FORGERY
<b>FALSE CERTIFICATION OF TITLE</b>	NON-CRIMINAL INCIDENT	<b>FALSE LIC/PERM IN COMMIT FEL</b>	FRAUD
<b>FALSE REPT MASS VIOL EDUC PROP</b>	ALL OTHER OFFENSES	<b>FALSE VENDOR CERTIFICATION</b>	FORGERY
<b>FEL HIT/RUN FAIL STOP INJ RV 1</b>	ADDITIONAL OFFENSE CATEGORIES	<b>FEL POSS SYNTETIC CANNABINOID</b>	DRUG/NARCOTIC OFFENSES
<b>FEL HIT/RUN FAIL STOP PER INJ</b>	NON-CRIMINAL INCIDENT	<b>FINANCIAL CARD FORGERY</b>	FORGERY-COUNTERFEITING
<b>FEL HIT/RUN INJURY</b>	ALL OTHER OFFENSES	<b>FINANCIAL CARD FRAUD (F)</b>	FRAUD
<b>FEL HIT/RUN INJURY RV 1</b>	ALL OTHER OFFENSES	<b>FINANCIAL CARD THEFT</b>	LARCENY
<b>FEL HIT/RUN INJURY RV 2</b>	ALL OTHER OFFENSES	<b>FOOD STAMP FRAUD (F)</b>	FRAUD
<b>FELONY CONVERSION</b>	EMBEZZLEMENT	<b>FORGE INSPECT STICKER/RECEIPT</b>	FRAUD
<b>FLEE/ELUDE ARREST W/MV (F)</b>	NON-CRIMINAL INCIDENT	<b>FORGERY OF ENDORSEMENT</b>	FORGERY-COUNTERFEITING
<b>FORGERY OF DEEDS OR WILLS</b>	FORGERY-COUNTERFEITING	<b>FORGERY OF INSTRUMENT</b>	FORGERY-COUNTERFEITING
<b>FRAUDULENTLY BURNING DWELLING</b>	ARSON	<b>GUN ETC EDUC PROP AID MINOR(F)</b>	WEAPONS VIOLATIONS
<b>GANG ACTIVITY/ACQUIRE PROPERTY</b>	ALL OTHER OFFENSES	<b>GUN ETC ON EDUC PROPERTY(F)</b>	WEAPONS VIOLATIONS
<b>HABITUAL MISDEMEANOR ASSAULT</b>	SIMPLE ASSAULT	<b>HARBORING ESCAPEE-FELONY</b>	ALL OTHER OFFENSES
<b>HOAX BY FALSE BOMB</b>	ALL OTHER OFFENSES	<b>INDECENT LIBERTIES STUDENT(F)</b>	SEX OFFENSE
<b>IMPROPER ENTRY OF DV SHELTER</b>	ALL OTHER OFFENSES	<b>INJURE BUILDING/FENCE/WALL(F)</b>	VANDALISM / DAMAGE TO PROPERTY
<b>INDEC EXPOSURE DEF&gt;=18 VIC&lt;16</b>	SEX OFFENSE	<b>IV-D ABANDONMENT - 6 MONTHS</b>	OFFENSES AGAINST FAMILY
<b>INSURANCE FRAUD</b>	FRAUD	<b>LARCENY FROM CONSTRUCTION SITE</b>	LARCENY - THEFT
<b>INTIMIDATING WITNESS</b>	SIMPLE ASSAULT	<b>LARCENY MOTOR VEHICLE PARTS</b>	LARCENY-THEFT
<b>KILL ANIMAL BY STARVATION (F)</b>	ALL OTHER OFFENSES	<b>LARCENY OF DOG</b>	LARCENY
<b>LARCENY AFTER BREAK/ENTERING</b>	BURGLARY	<b>LITTERING &gt; 500 LBS</b>	ALL OTHER OFFENSES
<b>LARCENY BY EMPLOYEE</b>	EMBEZZLEMENT	<b>LITTERING HAZARDOUS WASTE</b>	ALL OTHER OFFENSES
<b>LARCENY FROM PERSON</b>	LARCENY	<b>MAINT VEH/DWELL/PLACE CS (F)</b>	DRUG VIOLATIONS

**Buncombe County Detention Facility  
Projection Summary**

LARCENY OF CHOSE IN ACTION	LARCENY	MANUF SYNTH CANNABINOID	DRUG/NARCOTIC OFFENSES
LARCENY OF FIREARM	LARCENY	MANUFACTURE MARIJUANA	DRUG VIOLATIONS
LARCENY OF HORSE/SWINE/CATTL	LARCENY	MANUFACTURE SCH III CS	DRUG VIOLATIONS
LARCENY OF MOTOR VEHICLE (F)	MOTOR VEHICLE THEFT	MANUFACTURE SCH IV CS	DRUG VIOLATIONS
LARCENY OF PINE STRAW	LARCENY	MANUFACTURE SCH V CS	DRUG VIOLATIONS
LARCENY OF SECRET PROCESS	LARCENY	MANUFACTURE SCH VI CS	DRUG VIOLATIONS
LARCENY/ANTI-INV.DEV.	LARCENY	MEDICAL PROVIDER FRAUD	FRAUD
LARCENY:FELONY	LARCENY	MORTGAGE SERVICE W/OUT LICENSE	ALL OTHER OFFENSES
LARCENY-AID & ABET (F)	LARCENY - THEFT	MOTOR VEHICLE RENTAL FRAUD	FRAUD
MANUFACTURE COCAINE	DRUG VIOLATIONS	MV SUBLEASE VIOLATION (F)	ALL OTHER OFFENSES
MANUFACTURE MDPV	DRUG/NARCOTIC OFFENSES	NEGLECT DISABLE/ELDER W/INJY	ALL OTHER OFFENSES
MANUFACTURE MEPHEDRONE	DRUG/NARCOTIC OFFENSES	NON IV-D ABANDONMENT - 6 MOS	OFFENSES AGAINST FAMILY
MANUFACTURE SCH I CS	DRUG VIOLATIONS	OBTAIN CS BY FRAUD/FORGERY (F)	FRAUD
MANUFACTURE SCH II CS	DRUG VIOLATIONS	OPERATE VEH WITH BLUE LIGHT	NON-CRIMINAL INCIDENT
NEG CHILD ABUSE-SER PHYS INJ	OFFENSE AGAINST FAMILY (NON VIOLENT)	P/W/I/M/S/D MARIJUANA	DRUG VIOLATIONS
OBTAIN PROPERTY FALSE PRETEN	FRAUD	P/W/I/M/S/D SCH III CS	DRUG VIOLATIONS
OPER VIDEO GAMING MACH 2 OFF	GAMBLING OFFENSES	P/W/I/M/S/D SCH IV CS	DRUG VIOLATIONS
P/W/I/M/S/D COCAINE	DRUG VIOLATIONS	P/W/I/M/S/D SCH V CS	DRUG VIOLATIONS
P/W/I/M/S/D HEROIN	DRUG VIOLATIONS	P/W/I/M/S/D SCH VI CS	DRUG VIOLATIONS
P/W/I/M/S/D SCH I CS	DRUG VIOLATIONS	PASS STOPPED SCHOOL BUS SER BOD INJ	ADDITIONAL OFFENSE CATEGORIES
P/W/I/M/S/D SCH II CS	DRUG VIOLATIONS	PASS STOPPED SCHOOL BUS STRIKE PERSON	ADDITIONAL OFFENSE CATEGORIES
PASS STOP SCH BUS-CAUSE DEATH	ADDITIONAL OFFENSE CATEGORIES	POS/REC STOLEN PROP CONST SITE	STOLEN PROPERTY
PASSENGER FLEE ACC INJ/DEATH	ALL OTHER OFFENSES	POSSESS HEROIN	DRUG VIOLATIONS
PATTERN GANG ACTIVITY	ALL OTHER OFFENSES	POSSESS MDPV-FELONY	DRUG/NARCOTIC OFFENSES
POS/SELL/BUY ALT GUN SERIAL NO	WEAPON LAW VIOLATIONS	POSSESS MEPHEDRONE	DRUG/NARCOTIC OFFENSES
POSS CS PRISON/JAIL PREMISES	DRUG VIOLATIONS	POSSESS METHAMPHETAMINE	DRUG VIOLATIONS
POSS/DIST PRECURSOR CHEMICAL	ALL OTHER OFFENSES	POSSESS SCH I CS (F)	DRUG VIOLATIONS

**Buncombe County Detention Facility  
Projection Summary**

<b>POSS/RCV STOLEN PROP CERT FEL</b>	STOLEN PROPERTY	<b>POSSESS SCH II CS (F)</b>	DRUG VIOLATIONS
<b>POSSESS STOLEN FIREARM (F)</b>	STOLEN PROPERTY	<b>POSSESS SCH III CS (F)</b>	DRUG VIOLATIONS
<b>POSSESSION STOLEN VEHICLE</b>	STOLEN PROPERTY	<b>POSSESS SCH IV CS (F)</b>	DRUG VIOLATIONS
<b>POSSESSION-STOLEN GOODS/PROP(F)</b>	STOLEN PROPERTY	<b>POSSESS SCH V CS (F)</b>	DRUG/NARCOTIC OFFENSES
<b>PROVIDING DRUGS TO INMATE</b>	DRUG VIOLATIONS	<b>POSSESSION MARIJUANA-FELONY</b>	DRUG VIOLATIONS
<b>PURCHASE FIREARM VIOL DVPO</b>	WEAPONS VIOLATIONS	<b>POSSESSION OF BURGLARY TOOLS</b>	ALL OTHER OFFENSES
<b>PWIMSD MDA/MDMA</b>	DRUG VIOLATIONS	<b>POSSESSION OF COCAINE-FELONY</b>	DRUG VIOLATIONS
<b>PWIMSD MDPV</b>	DRUG/NARCOTIC OFFENSES	<b>POSSESSION OF LSD</b>	DRUG VIOLATIONS
<b>PWIMSD MEPHEDRONE</b>	DRUG/NARCOTIC OFFENSES	<b>POSSESSION OF MACHINE GUN(F)</b>	WEAPONS VIOLATIONS
<b>PWIMSD METHAMPHETAMINE</b>	DRUG/NARCOTIC OFFENSES	<b>POSSESSION SCH VI CS- FELONY (F)</b>	DRUG VIOLATIONS
<b>PWISD COCAINE</b>	DRUG VIOLATIONS	<b>PRACT MEDICINE W/NON-NC LIC</b>	ALL OTHER OFFENSES
<b>PWISD MDPV</b>	DRUG/NARCOTIC OFFENSES	<b>PROVIDE CHILD CARE W/O LICENSE</b>	ALL OTHER OFFENSES
<b>PWISD MEPHEDRONE</b>	DRUG/NARCOTIC OFFENSES	<b>PUBLIC ASSISTANCE FRAUD (F)</b>	FRAUD
<b>RECEIVING STOLEN GOODS/PROP(F)</b>	STOLEN PROPERTY	<b>PWIMSD SYNTH CANNABINOID</b>	DRUG/NARCOTIC OFFENSES
<b>SECURITIES FRAUD/VIOLATION</b>	FRAUD	<b>PWISD COUNTERFEIT CS</b>	DRUG VIOLATIONS
<b>SELL MARIJUANA</b>	DRUG VIOLATIONS	<b>PWISD MARIJUANA</b>	DRUG VIOLATIONS
<b>SELL SCH III CS</b>	DRUG VIOLATIONS	<b>PWISD METHAQUALONE/QUAL UDE</b>	DRUG VIOLATIONS
<b>SELL SCH IV CS</b>	DRUG VIOLATIONS	<b>PWISD SYNTH CANNABINOID</b>	DRUG/NARCOTIC OFFENSES
<b>SELL SCH V CS</b>	DRUG VIOLATIONS	<b>SAFECRACKING</b>	BURGLARY
<b>SELL SCH VI CS</b>	DRUG VIOLATIONS	<b>SELL FALSE DRIVERS LIC/PERMI</b>	FRAUD
<b>SELL SYNTH CANNABINOID</b>	DRUG/NARCOTIC OFFENSES	<b>SELL/DELIVER COUNTERFEIT CS</b>	DRUG VIOLATIONS
<b>SELL/GIVE HANDGUN TO MINOR</b>	WEAPONS VIOLATIONS	<b>SEX OFFR USE SOCIAL WEBSITE</b>	ALL OTHER OFFENSES
<b>SEX OFFENDER/CHILD PREMISES</b>	ALL OTHER OFFENSES	<b>SHIP ALCOHOL FROM OUT STATE</b>	LIQUOR LAW VIOLATION
<b>SOLICIT CHILD BY COMPUTER</b>	OBSCENE MATERIAL/PORNOGRAPHY	<b>SHOOTING/THROWING AT TRAIN (F)</b>	ALL OTHER OFFENSES
<b>SOLICIT GANG ACTIVITY</b>	ALL OTHER OFFENSES	<b>SPECL ID FRAUD IN COMMIT FEL</b>	FRAUD
<b>TAX FRAUD BY NON- PREPARER</b>	FRAUD	<b>SUBORNATION OF PERJURY</b>	ALL OTHER OFFENSES

**Buncombe County Detention Facility  
Projection Summary**

<b>THIRD DEG SEX EXPLOIT MINOR</b>	OBSCENE MATERIAL/PORNOGRAPHY	<b>THREATEN EXEC LGL COURT OFCR</b>	SIMPLE ASSAULT
<b>THREAT DETER GANG WITHDRAWAL</b>	ALL OTHER OFFENSES	<b>UNLAWFUL OBTAIN CREDIT CARD</b>	FRAUD
<b>THREAT PUNISH GANG WITHDRAWAL</b>	ALL OTHER OFFENSES	<b>UTTER FORGED ENDORSEMENT</b>	FORGERY- COUNTERFEITING
<b>TRESPASS DURING EMERGENCY(F)</b>	ALL OTHER OFFENSES	<b>UTTERING COUNTERFEIT COIN</b>	FORGERY- COUNTERFEITING
		<b>UTTERING FORGED INSTRUMENT</b>	FORGERY- COUNTERFEITING
		<b>WORTHLESS CHECK- FELONY</b>	FRAUD

**Buncombe County Detention Facility  
Projection Summary**

**Appendix D  
Felony Offenses without Penalty Class in RMS Statute Table**

<b>Felonies</b>	<b>IBR Group</b>
1 ST DEGREE STATUTORY SEX OFF	SEX OFFENSES
A&A OBTAIN PROP FALSE PRETENSE	FRAUD
ACCESS GOVT COMPUTERS TO DEFRAUD	FRAUD
ACCESSORY AFTER THE FACT (F)	ALL OTHER OFFENSES
AID AND ABET-FELONY	ALL OTHER OFFENSES
ARSON	ARSON
ARSON-FREE TEXT	ARSON
ASSAULT DET FACIL EMP SERIOUS INJURY	AGGRAVATED ASSAULT
ASSAULT PHYS INJ LE/PROB/PAR OFCR	AGGRAVATED ASSAULT
ASSAULT PHYS INJ DETENTION EMP	AGGRAVATED ASSAULT
ASSAULT PHYS INJ EMERGECCNY PRSN	AGGRAVATED ASSAULT
ATT OBTAIN PROP FALSE PRETENSE	FRAUD
ATTEMPT CRIME AGAINST NATURE (F)	SEX OFFENSE
ATTEMPT TO BURN BLDG OR BOAT	ARSON
ATTEMPTED KIDNAPPING	ALL OTHER OFFENSES
ATTEMPTED UTTERING	9999
BOND REVOCATION	ALL OTHER OFFENSES
BREAK/ENTER TERRORIZE/INJURE	BURGLARY
CIVIL CONTEMPT	ALL OTHER OFFENSES
CONCEAL/FAIL REPORT A DEATH	ALL OTHER OFFENSES
CONCEALMENT OF DEATH;DISTURB/DISMEMBER HUMAN REMAINS	ALL OTHER OFFENSES
CONSP B&E BLDG-FEL/LARCENY	ALL OTHER OFFENSES
CONSP OBTAIN PROP FALSE PRET	FRAUD
CONSP SELL/DELIVER COCAINE	DRUG/NARCOTIC OFFENSES
CONSP SELL/DELIVER SCH I CS	DRUG/NARCOTIC OFFENSES
CONSP SELL/DELIVER SCH II CS	DRUG VIOLATIONS
CONSP SELL/DELIVER SCH III CS	DRUG/NARCOTIC OFFENSES
CONSP SELL/DELIVER SCH IV CS	DRUG/NARCOTIC OFFENSES
CONSP SELL/DELIVER SCH V CS	DRUG/NARCOTIC OFFENSES
CONSPIRACY-FELONY	ALL OTHER OFFENSES
CONSPIRE COMMIT FEL LARCENY	LARCENY
CONSPIRE COMMIT-B/E/L	ALL OTHER OFFENSES
CONSPIRE SELL OR DELIVER LSD	DRUG/NARCOTIC OFFENSES
CONSPIRE SELL/DELIVER HEROIN	DRUG/NARCOTIC OFFENSES
CONSPIRE SELL/DELIVER MARIJUANA	DRUG/NARCOTIC OFFENSES
CONSPIRE SELL/DELIVER SCH VI CS	DRUG/NARCOTIC OFFENSES
CONSPIRE TO TRAFFIC IN COCAINE	DRUG VIOLATIONS



**Buncombe County Detention Facility  
Projection Summary**

CONSPIRE TO TRAFFIC IN MARIJ	DRUG VIOLATIONS
CONSPIRE TO TRAFFIC OPIUM/HEROIN	DRUG VIOLATIONS
CONSPIRE TRAFFIC AMPHETAMINE	DRUG/NARCOTIC OFFENSES
CONSPIRE TRAFFIC LSD	DRUG VIOLATIONS
CONSPIRE TRAFFIC MDA/MDMA(F)	DRUG VIOLATIONS
CONSPIRE TRAFFIC METHAMPHETAMINE	DRUG/NARCOTIC OFFENSES
CONSPIRE TRAFFIC METHAQUALONE	DRUG VIOLATIONS
CONSPIRING TO ABDUCT CHILD	ALL OTHER OFFENSES
CONT.SUBST.REVENUE STAMPS	ALL OTHER OFFENSES
CONTAMINATE FOOD/DRINK W/CS	ALL OTHER OFFENSES
COUNTERFEIT TRADEMARK FELONY	FORGERY-COUNTERFEITING
CS HIRE/USE MINOR<=13 DEF >=21	DRUG/NARCOTIC OFFENSES
CS HIRE/USE MINOR<=13 DEF 18<21	DRUG/NARCOTIC OFFENSES
CS HIRE/USE MINOR>13 DEF >=21	DRUG/NARCOTIC OFFENSES
CS HIRE/USE MINOR>13 DEF 18<21	DRUG/NARCOTIC OFFENSES
CUSTODY ORDER-VIOLATION	OFFENSES AGAINST FAMILY
DANGEROUS DRUGS-FREE TEXT	DRUG VIOLATIONS
DESTROY REMAINS CONCEAL DEATH	ALL OTHER OFFENSES
DETAINER	NOT REPORTABLE
DISCHARGE FIREARM ENCLOS/INCITE FEAR	AGGRAVATED ASSAULT
EMBEZZLE-FREE TEXT	ALL OTHER OFFENSES
EXPLOIT DISABLE/ELDER CAPACITY	ALL OTHER OFFENSES
EXPLOIT DISABLE/ELDER TRUST	ALL OTHER OFFENSES
EXTORT/GANG - FREE TEXT	ALL OTHER OFFENSES
FAIL TO REPORT CHANGE OF ADDRESS-SEX OFFENDER	ALL OTHER OFFENSES
FALSE BOMB REPORT PUBLIC BLDG	ALL OTHER OFFENSES
FEL HIT/RUN FAIL STOP INJ RV 2	ADDITIONAL OFFENSE CATEGORIES
FEL LARCENY>400	LARCENY
FEL PROB VIOL OUT OF COUNTY	ALL OTHER OFFENSES
FELONY STALKING	SIMPLE ASSAULT
FINGERPRINT ORDER	ALL OTHER OFFENSES
FIRST DEG FORCIBLE RAPE	SEX OFFENSES, FORCIBLE
FIRST DEGREE FORCIBLE SEX OFFENSE	SEX OFFENSE
FORGERY-FREE TEXT	FORGERY-COUNTERFEITING
FRAUD-FREE TEXT-FELONY	FRAUD
FREE TEXT-FELONY	ALL OTHER OFFENSES
FUGITIVE WARRANT	ALL OTHER OFFENSES
GOVERNOR'S WARRANT	ALL OTHER OFFENSES
GRAND JURY INDICTMENT	ALL OTHER OFFENSES
H/I FELONY PROBATION VIOLATION	ALL OTHER OFFENSES

**Buncombe County Detention Facility  
Projection Summary**

HABEAS CORPUS	ALL OTHER OFFENSES
HABITUAL BREAKING/ENTERING	ALL OTHER OFFENSES
HABITUAL LARCENY	LARCENY
HARASSMENT OF JUROR	ALL OTHER OFFENSES
HOAX FALSE BOMB PUBLIC BLDG	ALL OTHER OFFENSES
HOMICIDE - FREE TEXT	HOMICIDE
ICE HOLD	NOT REPORTABLE
IDENTITY THEFT	FRAUD
ILLEG POSS/USE FOOD STAMPS (F)	FRAUD
INCITING TO RIOT-FELONY	DISORDERLY CONDUCT
INJURY TO PREGNANT WOMAN (F)	ALL OTHER OFFENSES
INTERFERE ELECT MONITOR DEF (F)	ALL OTHER OFFENSES
INTERFERE W/INSPECTION OF LICENSED PREMISES	LIQUOR LAW VIOLATION
INTERSTATE COMPACT	NOT REPORTABLE
KIDNAPPING	ALL OTHER OFFENSES
KIDNAPPING - FREE TEXT	ALL OTHER OFFENSES
LAR REMOVE/DEST/DEA CT COMPO	LARCENY
LARCENY DEFEAT ANTI THEFT DEVICE	LARCENY
LARCENY FROM MERCHANT G.S. 14-72.11	LARCENY
LARCENY-FREE TEXT	LARCENY
MANUF/SALE SLOT MACHINE-FELONY	GAMBLING
MANUFACTURE POISONOUS LIQUOR	ALL OTHER OFFENSES
MURDER	HOMICIDE
MURDER OF AN UNBORN CHILD	HOMICIDE
NOTICE OF RETURN OF BILL OF INDICTMENT	NOT REPORTABLE
OBSTRUCT JUSTICE-F	ALL OTHER OFFENSES
OBT.NC ID-FALSE BIRTH CERT.	ALL OTHER OFFENSES
OPER/POSS NEW VIDEO GAME (F)	GAMBLING
OPER/POSS VIDEOGAME MACHS(F)	GAMBLING
ORGANIZED RETAIL THEFT	LARCENY
OTHER VIDEOGAME MACHINE VIOL-F	GAMBLING
PAROLE COMM.VIOLATION	ALL OTHER OFFENSES
PATIENT ABUSE AND NEGLECT(F)	ALL OTHER OFFENSES
POSS PHONE/COMM DEV BY INMATE	ALL OTHER OFFENSES
POSSESS WEAPON BY PRISONER (F)	WEAPONS VIOLATIONS
PROBATION VIOLATION-FELONY	ALL OTHER OFFENSES
PROMOTE PROSTITUTION MINOR	ALL OTHER SEX OFFENSES
PROMOTE PROSTITUTION-PROFIT	ASSIST/PROMOTE PROSTITUTION/COMMERCIAL V
PROMOTE PROTITUTION-ADVANCE	PROSTITUTION OFFENSES

**Buncombe County Detention Facility  
Projection Summary**

<b>PUBLIC PEACE - FREE TEXT</b>	ALL OTHER OFFENSES
<b>PURCHASE/SELL/ETC MV/PART ALTERED ID NO</b>	ALL OTHER OFFENSES
<b>RIOT-FELONY</b>	DISORDERLY CONDUCT
<b>ROBBERY-FREE TEXT</b>	ROBBERY
<b>SECOND DEG FORCIBLE RAPE</b>	SEX OFFENSES, FORCIBLE
<b>SECOND DEGREE FORCIBLE SEX OFFENSE</b>	SEX OFFENSE
<b>SECOND DEGREE MURDER DIST DRUGS CAUSE</b>	OTHER
<b>SECRET PEEPING-FELONY</b>	SEX OFFENSE
<b>SELL /DELIVER SCH IV CS</b>	DRUG/NARCOTIC OFFENSES
<b>SELL OR DELIVER COCAINE</b>	DRUG/NARCOTIC OFFENSES
<b>SELL OR DELIVER HEROIN</b>	DRUG/NARCOTIC OFFENSES
<b>SELL OR DELIVER LSD</b>	DRUG/NARCOTIC OFFENSES
<b>SELL OR DELIVER MARIJUANA</b>	DRUG/NARCOTIC OFFENSES
<b>SELL/ DELIVER SCH II CS</b>	DRUG/NARCOTIC OFFENSES
<b>SELL/ DELIVER SCH III CS</b>	DRUG/NARCOTIC OFFENSES
<b>SELL/DELIVER SCH I CS</b>	DRUG VIOLATIONS
<b>SELL/DELIVER SCH V CS</b>	DRUG/NARCOTIC OFFENSES
<b>SELL/DELIVER SCH VI CS</b>	DRUG/NARCOTIC OFFENSES
<b>SEX ACT: SUB PARENT/CUSTODIAN</b>	SEX OFFENSE
<b>SEX OFFENSE - FREE TEXT</b>	SEX OFFENSE
<b>SLOT MACHINE AGREEMENT-FELONY</b>	GAMBLING
<b>SOLICIT ELECT MONITOR DEV (F)</b>	ALL OTHER
<b>SOLICIT PROSTITUTION 2ND/SUB</b>	PROSTITUTION/COMMERCIAL VICE
<b>SOLICITATION TO COMMIT FEL</b>	ALL OTHER OFFENSES
<b>SOLICITATION-COMMIT MURDER</b>	ALL OTHER OFFENSES
<b>STALKING - FELONY</b>	SIMPLE ASSAULT
<b>STAT RAPE OF CHILD BY ADULT</b>	SEX OFFENSES
<b>STAT SEX OFF W/CHILD BY ADULT</b>	SEX OFFENSES
<b>STAT SEX OFF WITH CHILD &lt;= 15</b>	SEX OFFENSE
<b>STATUTORY RAPE OF CHILD &lt;=15</b>	SEX OFFENSE
<b>SURRENDER DEF BY SURETY</b>	NOT REPORTABLE
<b>TRAFFIC IN AMPEHTAM/METHAMPHI</b>	DRUG VIOLATIONS
<b>TRAFFIC IN MDA/MDMA(F)</b>	DRUG VIOLATIONS
<b>TRAFFICK IN AMPHETAMINE</b>	DRUG VIOLATIONS
<b>TRAFFICK IN METHAMPHETAMINE</b>	DRUG VIOLATIONS
<b>TRAFFICKING IN COCAINE</b>	DRUG VIOLATIONS
<b>TRAFFICKING IN LSD</b>	DRUG VIOLATIONS
<b>TRAFFICKING IN MARIJUANA</b>	DRUG VIOLATIONS
<b>TRAFFICKING IN METHAQUALONE</b>	DRUG VIOLATIONS
<b>TRAFFICKING IN OPIUM OR HEROIN</b>	DRUG VIOLATIONS

**Buncombe County Detention Facility  
Projection Summary**

<b>UNLAWFUL USE NUC/BIO/CHEM WEAP</b>	<b>ALL OTHER OFFENSES</b>
<b>VIOLENT HABITUAL FELON</b>	<b>ALL OTHER OFFENSES</b>
<b>WEAPON OFFENSE- FREE TEXT (F)</b>	<b>WEAPONS VIOLATIONS</b>

**Buncombe County Detention Facility  
Projection Summary**

**Appendix E  
Misdemeanor Offenses without Penalty Class in RMS Statute Table**

<b>Misdemeanors</b>	<b>IBR Group</b>
24 HOUR HOLD	NOT REPORTABLE
24 HR HOLD/NON-INEBRIATED	NOT REPORTABLE
A&A CONCEAL/FAIL REPORT DEATH	ALL OTHER OFFENSES
ACCESSORY AFTER THE FACT (M)	ALL OTHER OFFENSES
AID AND ABET-MISDEMEANOR	ALL OTHER OFFENSES
AID/ABET UNDERAGE DRINKING	LIQUOR LAW VIOLATION
ASSAULT ON LAW OFFICER	SIMPLE ASSAULT
ASSAULT-FREE TEXT	SIMPLE ASSAULT
BOAT ACCESS AREA-OTHER PURPOSE	ALL OTHER OFFENSES
BOAT ACCESS IMPEDE BY OBSTRUCT	ALL OTHER OFFENSES
BURNING/UNLAWFUL	ARSON
CARRY AXE/SAW CL IRN CLSD SEAS	ALL OTHER OFFENSES
CARRY AXE/SAW HUNT RACCOON/OPO	ALL OTHER OFFENSES
CITY ORDINANCE	ALL OTHER OFFENSES
CIVIL CONTEMPT ORDER FAILURE TO FILE INVENTORY/ACCOUNT	ALL OTHER OFFENSES
CIVIL OFA-NON SUPPORT	OFFENSES AGAINST FAMILY
COMMERCIAL SEX - FREE TEXT	PROSTITUTION/COMMERCIAL VICE
COMMON LAW	ALL OTHER OFFENSES
COMPUTER TRESPASS(M)	FRAUD
CONSPIRACY-MISDEMEANOR	ALL OTHER OFFENSES
CONTEMPT BY PROBATIONER	ALL OTHER OFFENSES
CONTEMPT-RESTRAINING ORDER	ALL OTHER OFFENSES
COUNTY DOG ORDINANCE	ALL OTHER OFFENSES
COUNTY ORDINANCE	ALL OTHER OFFENSES
CRIMINAL CONTEMPT	ALL OTHER OFFENSES
DAMAGE PROPERTY-FREE TEXT	ALL OTHER OFFENSES
DANGEROUS DOG	ALL OTHER OFFENSES
DISORDERLY CONDUCT FUNERAL 2 OFF	DISORDERLY CONDUCT
DISORDERLY CONDUCT PUBLIC BLDG	DISORDERLY CONDUCT
DISORDERLY CONDUCT-SCHOOL	DISORDERLY CONDUCT
DRIVE ON GAMELANDS ILLEGALLY	ALL OTHER OFFENSES
DWI-NO PROBABLE CAUSE	ALL OTHER OFFENSES
DWLR IMPAIRED REV BASED	NON-CRIMINAL INCIDENT
DWLR NOT IMPAIRED REV BASED	NON-CRIMINAL INCIDENT
ENFORCE ACTIVE 50-B	ALL OTHER OFFENSES
ENFORCE ACTIVE 50-C	ALL OTHER OFFENSES
ENFORCE ACTIVE EX PARTE	ALL OTHER OFFENSES

**Buncombe County Detention Facility  
Projection Summary**

ENGAGE REG ACT NO LIC/PERMIT	ALL OTHER OFFENSES
ENGAGE WRC ACT NO LIC/PERMIT	ALL OTHER OFFENSES
EXCEEDING GAME LIMIT	ALL OTHER OFFENSES
FAIL MARK TROTLINE W/NAME/ADD	ALL OTHER OFFENSES
FAIL RETURN GAME FISH UNHARMED	ALL OTHER OFFENSES
FAIL TO COMPLY-COST & FINES	ALL OTHER OFFENSES
FAIL TO REPORT FOR TB TRMT	ALL OTHER OFFENSES
FAMILY - FREE TEXT	OFFENSES AGAINST FAMILY
FISH W/O HAVE LIC/ASSIGN/ENDOR	ALL OTHER OFFENSES
FISH W/SPECIAL DEV W/O LIC-NR	ALL OTHER OFFENSES
FISH W/SPECIAL DEVICE W/O LIC	ALL OTHER OFFENSES
FISH WITH UNLAWFUL BAIT	ALL OTHER OFFENSES
FISHING WITHOUT A LICENSE	ALL OTHER OFFENSES
FISHING WITHOUT A LICENSE-NR	ALL OTHER OFFENSES
FLIGHT/ESCAPE - FREE TEXT	ALL OTHER OFFENSES
FRAUD BY INSURANCE AGENT	FRAUD
FREE TEXT-MISDEMEANOR	ALL OTHER OFFENSES
GAMBLING-FREE TEXT	GAMBLING
GRAFFITI VIOLATION	ALL OTHER OFFENSES
HEALTH LAW - FREE TEXT	ALL OTHER OFFENSES
HUNT/FISH POST PROP NO PERMIT	ALL OTHER OFFENSES
HUNTING WITHOUT A LICENSE	ALL OTHER OFFENSES
HUNTING WITHOUT A LICENSE-NR	ALL OTHER OFFENSES
ILLEG POSS/USE FOOD STAMPS (M)	FRAUD
INJURY TO PERSONAL PROPERTY	VANDALISM
INJURY TO PREGNANT WOMAN (M)	ALL OTHER OFFENSES
INTERFERE ELECT MONITOR DEF (M)	ALL OTHER OFFENSES
INTERFERENCE WITH FIREMAN	ALL OTHER OFFENSES
INVADE PRIVACY - FREE TEXT	ALL OTHER OFFENSES
IV-D NONSUPPORT CHILD	OFFENSES AGAINST FAMILY
IV-D NONSUPPORT SPOUSE	OFFENSES AGAINST FAMILY
LOCAL ORDINANCE - FREE TEXT	ALL OTHER OFFENSES
MISD PROB VIOL OUT OF COUNTY	ALL OTHER OFFENSES
MISUSE OF 911 SYSTEM	ALL OTHER OFFENSES
MOTIONS	ALL OTHER OFFENSES
NEGLIGENT HUNTING	ALL OTHER OFFENSES
NO TROUT LICENSE-NR	ALL OTHER OFFENSES
NON IV-D NONSUPPORT OF CHILD	OFFENSES AGAINST FAMILY
NON IV-D NONSUPPORT SPOUSE	OFFENSES AGAINST FAMILY
NONSUPPORT CHILD	OFFENSES AGAINST FAMILY

**Buncombe County Detention Facility  
Projection Summary**

<b>NONSUPPORT SPOUSE</b>	OFFENSES AGAINST FAMILY
<b>NOTICE TO ACTIVATE</b>	ALL OTHER OFFENSES
<b>ORDER FOR ARREST</b>	ALL OTHER OFFENSES
<b>OTHER-CONVERSION</b>	NOT REPORTABLE
<b>POSS &lt;=3 FISH OVER CREEL LIMIT</b>	ALL OTHER OFFENSES
<b>POSS FIREARM CLOSED SEASON</b>	ALL OTHER OFFENSES
<b>POSS NATURAL BAIT/TROUT WATERS</b>	ALL OTHER OFFENSES
<b>POSS TOBACCO BY INMATE OF LOCAL CON FACILITY</b>	ALL OTHER OFFENSES
<b>POSSESS &lt;5 UNDERSIZE FISH</b>	ALL OTHER OFFENSES
<b>POSSESSION OF MARIJUANA PARAPHERNALIA</b>	DRUG VIOLATIONS
<b>PRETRIAL RELEASE VIOL BY LEO</b>	ALL OTHER OFFENSES
<b>PRETRIAL RELEASE VIOLATION</b>	ALL OTHER OFFENSES
<b>PROBATION REVOCATION APPEAL</b>	ALL OTHER OFFENSES
<b>PROBATION VIOL-MISDEMEANOR</b>	ALL OTHER OFFENSES
<b>RECONNECT UTILITY; ELEC, GAS OR WATER CONNECTIONS</b>	9999
<b>REFUSE EXHIBIT LIC/ASSGN/ENDOR</b>	ALL OTHER OFFENSES
<b>SECRET PEEPING-MISD</b>	SEX OFFENSE
<b>SET TRAP W/O MET TAG ATTACHED</b>	ALL OTHER OFFENSES
<b>SEXUAL ASSAULT - FREE TEXT</b>	SEX OFFENSE
<b>SEXUAL BATTERY GS 14-27.33</b>	SEX OFFENSES
<b>SHINE/SWEEP LIGHT FOR DEER</b>	ALL OTHER OFFENSES
<b>SHOOTING/THROWING AT TRAIN (M)</b>	ALL OTHER OFFENSES
<b>SHOW CAUSE OFA - CV OR CR</b>	ALL OTHER OFFENSES
<b>SOL COM FEL PWIMSD COCAINE</b>	DRUG/NARCOTIC OFFENSE
<b>SOLELY VIOLATION RULES OF WRC</b>	ALL OTHER OFFENSES
<b>SOLICIT ELECT MONITOR DEV (M)</b>	ALL OTHER
<b>SOLICITATION TO COMMIT MISD</b>	ALL OTHER OFFENSES
<b>SURRENDER DEF BY SURETY</b>	NOT REPORTABLE
<b>TAKE GAME DURING CLOSED SEAS</b>	ALL OTHER OFFENSES
<b>TAKE MIG WATERFOWL W/O LIC</b>	ALL OTHER OFFENSES
<b>TAKE/POSS UNDERSIZE FISH</b>	ALL OTHER OFFENSES
<b>TAKE/POSS UNDERSIZE SPOT TROUT</b>	ALL OTHER OFFENSES
<b>TAKE/POSS UNDERSIZE STRPD BASS</b>	ALL OTHER OFFENSES
<b>TAX REVENUE/FREE TEXT</b>	ALL OTHER OFFENSES
<b>TRAP WITHOUT A LICENSE</b>	ALL OTHER OFFENSES
<b>TRAP WITHOUT A LICENSE-NR</b>	ALL OTHER OFFENSES
<b>TREATMENT W/O REQ LICENSE</b>	DRUG VIOLATIONS
<b>TRESPASS -1ST DEGREE-INFRASTRUCTURE</b>	ALL OTHER OFFENSES
<b>UNLAWFUL TAKING OF FISH</b>	ALL OTHER OFFENSES
<b>UNLAWFUL USE BOAT ACCESS AREA</b>	ALL OTHER OFFENSES

**Buncombe County Detention Facility  
Projection Summary**

<b>UNLICENSED PEST CONTROL VIOL</b>	ALL OTHER OFFENSES
<b>USE TROTLINE W/LIVE BAIT</b>	ALL OTHER OFFENSES
<b>USE UNPLUGGED SHOTGUN</b>	ALL OTHER OFFENSES
<b>VIOLATION OF COURT ORDER</b>	ALL OTHER OFFENSES
<b>WARRANTLESS ARREST BY LEO</b>	ALL OTHER OFFENSES
<b>WEAPON OFFENSE- FREE TEXT (M)</b>	WEAPONS VIOLATIONS
<b>WILDLIFE - FREE TEXT</b>	ALL OTHER OFFENSES
<b>WORKER'S COMPENSATION VIO</b>	ALL OTHER OFFENSES



**Buncombe County Detention Facility  
Projection Summary**

**Appendix F  
Methodology**

The data used in this analysis came directly from the local Jail Management System. As a first step, average daily population (ADP) trends were determined. Using six years of ADP data, a linear regression model was developed to project future monthly ADPs. There are numerous, uncontrollable factors that can impact a jail population – changes in state statute, law enforcement strategies, courthouse processes, etc. These and other factors can impact who comes in the detention facility and how long they stay. Given that many of these are difficult to predict, the regression model does not control for such factors. Instead, it predicts ADP based only on previous ADP trends. Bed need is determined based on the predicted ADP. For the purposes of this analysis, a moderate and conservative estimate have been provided. The conservative model is more aggressive in that it uses higher peaking and classification factors, predicting the detention facility will reach capacity more quickly. The moderate model is less aggressive by using lower peaking and classification factors, suggesting capacity will not be reached as quickly as the conservative model. These two models result in a date range during which it can be expected the detention facility to reach capacity. This approach also creates of range for the planning of future bed need. When predicting jail bed need, two important factors must be included:

- **Peaking Factor:** Accounts for the variance between the ADP and the highest population spike during a given time period. Conservative and moderate peaking factors have been utilized in this analysis.
  - Conservative Peaking Factor = (Peak Jail Population Day in the Year – Average Daily Population for the Year) / Average Daily Population for the Year
  - Moderate Peaking Factor = (Average of Peak Jail Population Days for Each Month – Average Daily Population for the Year) / Average Daily Population for the Year
- **Classification Factor:** Jail management requires the number of beds in a facility exceed the number of people due to supervision and security needs. A five percent classification factor can be interpreted as the following: for every 100 beds, there is a buffer of five beds that allows flexibility in housing different classification levels.

Peaking factor has been determined by looking at the daily population during the first six months of 2017. These factors and the projected ADP are then plugged into the following formula:

$$\text{Projected Beds} = ((X*Y)+X)*Z + ((X*Y) + X)$$

X=Projected ADP; Y=Peaking Factor; Z=Classification Factor

The results are as follows:

	<b>Female Scenario</b> Projecting to 2023 – 96 Beds		<b>Male Scenario 1</b> Projecting to 2028 – 604 Beds		<b>Male Scenario 2</b> Projecting to 2028 – 508 Beds	
	Moderate	Conservative	Moderate	Conservative	Moderate	Conservative
Baseline Forecast (ADP)	80.5		466.3		466.3	
Federal Cap	5		65		No Feds	
Peaking Factor	14.0%	28.3%	6.1%	9.7%	6.1%	9.7%
Classification Factor	5.0%	7.0%	5.0%	7.0%	5.0%	7.0%
<b>Projected Bed Need</b>	<b>103</b>	<b>118</b>	<b>598</b>	<b>618</b>	<b>520</b>	<b>548</b>
<b>Projected Capacity Date</b>	<b>Nov 2020</b>	<b>June 2016</b>	<b>June 2029</b>	<b>Sept 2026</b>	<b>Dec 2026</b>	<b>June 2024</b>

Removing the federal cap of five from the female population pushes bed need by approximately two years.