

# Pre-K Facts and Options





# Financial Burden of Child Care for Working Families

- Infant care costs **75%** of the earnings of a full-time, minimum-wage worker
- Care for 1 child **exceeds** the average cost of in-state **tuition** at public universities in 33 states, including NC
- Care for 2 children **exceeds rent** in over 80% of communities in US




## What delineates Pre-K from child care?

- Focus on school readiness, ensuring children are succeeding in school by 3rd grade
- Targets rising kindergarteners
- Governed by high program standards
- NC pre-K teachers must meet specific certification and licensure requirements



## Pre-K in NC



- High program standards: 1 of 4 states that meets all 10 National Institute of Early Education Research Benchmarks
- 1:9 staff/child ratio requirement
- Open to 4-year-olds
- Gross family income below 75% of the SMI or documented risk factor



# Community Impact: what does this standard deliver?

- Provides foundational growth in intellectual, social, and emotional development
- Improves school readiness – continuity of education
- Investment in our future workforce
- Generates economic returns – become tax paying citizens
- Strengthens parents' access to employment

See packet for study sources



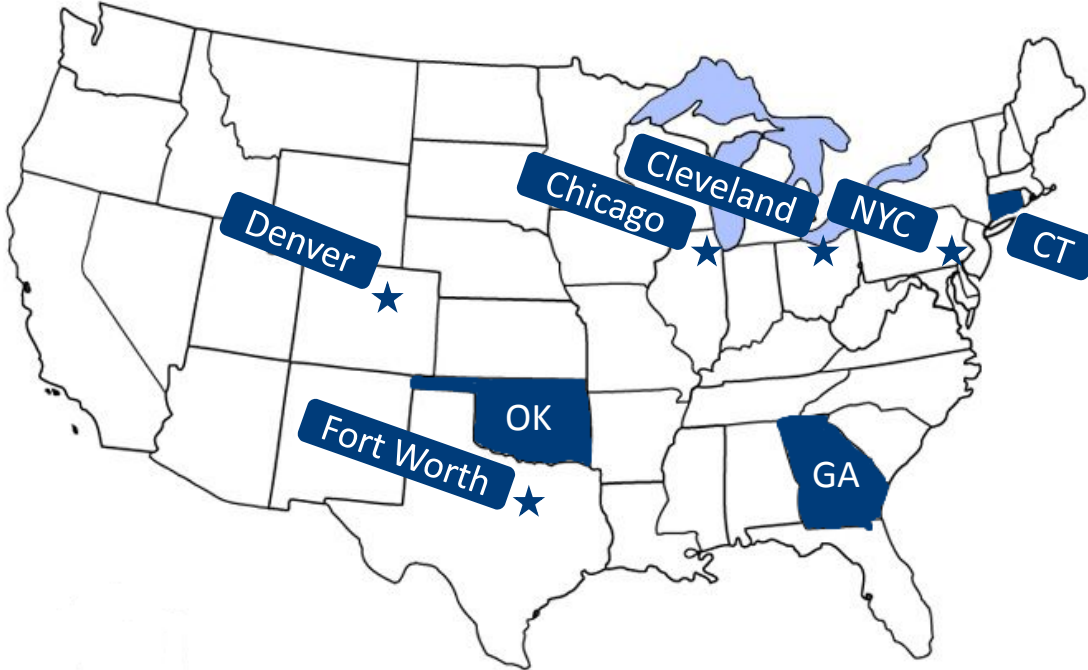
# National Pre-K Models

Pilot – Targeted – Universal

3 and 4 – only 4-year-olds

Part-time – Full Day

School calendar – Year-round



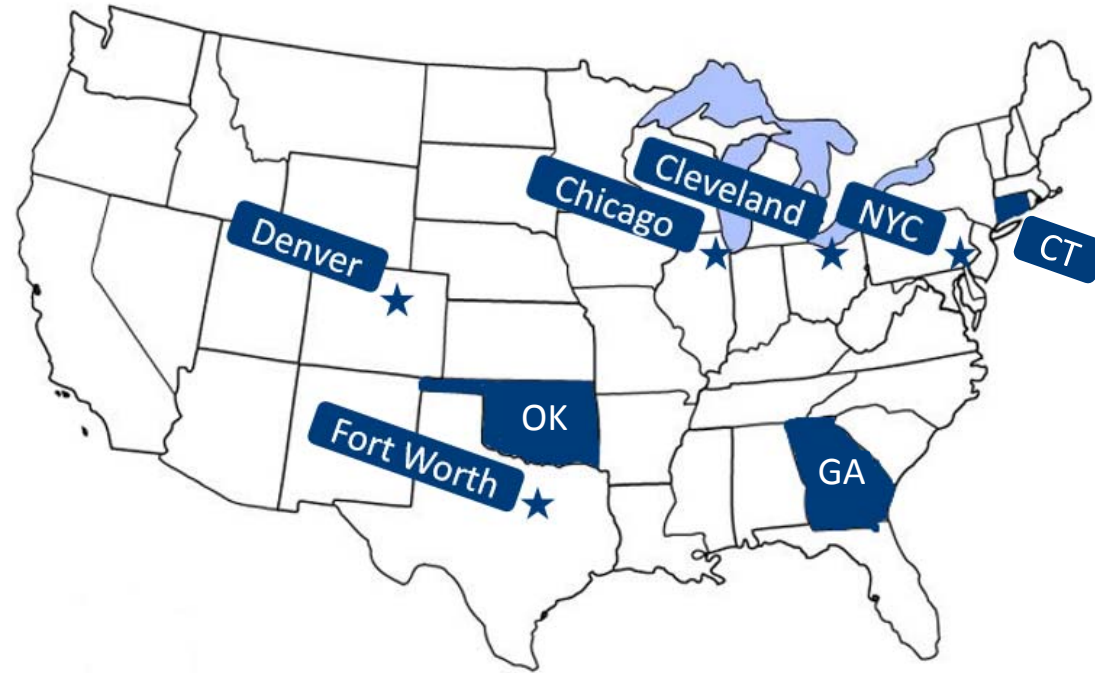
# National Pre-K Models—Funding Sources

State—Philanthropic—Private

Social Impact Bonds

General Obligation Bonds

Property Tax Increase

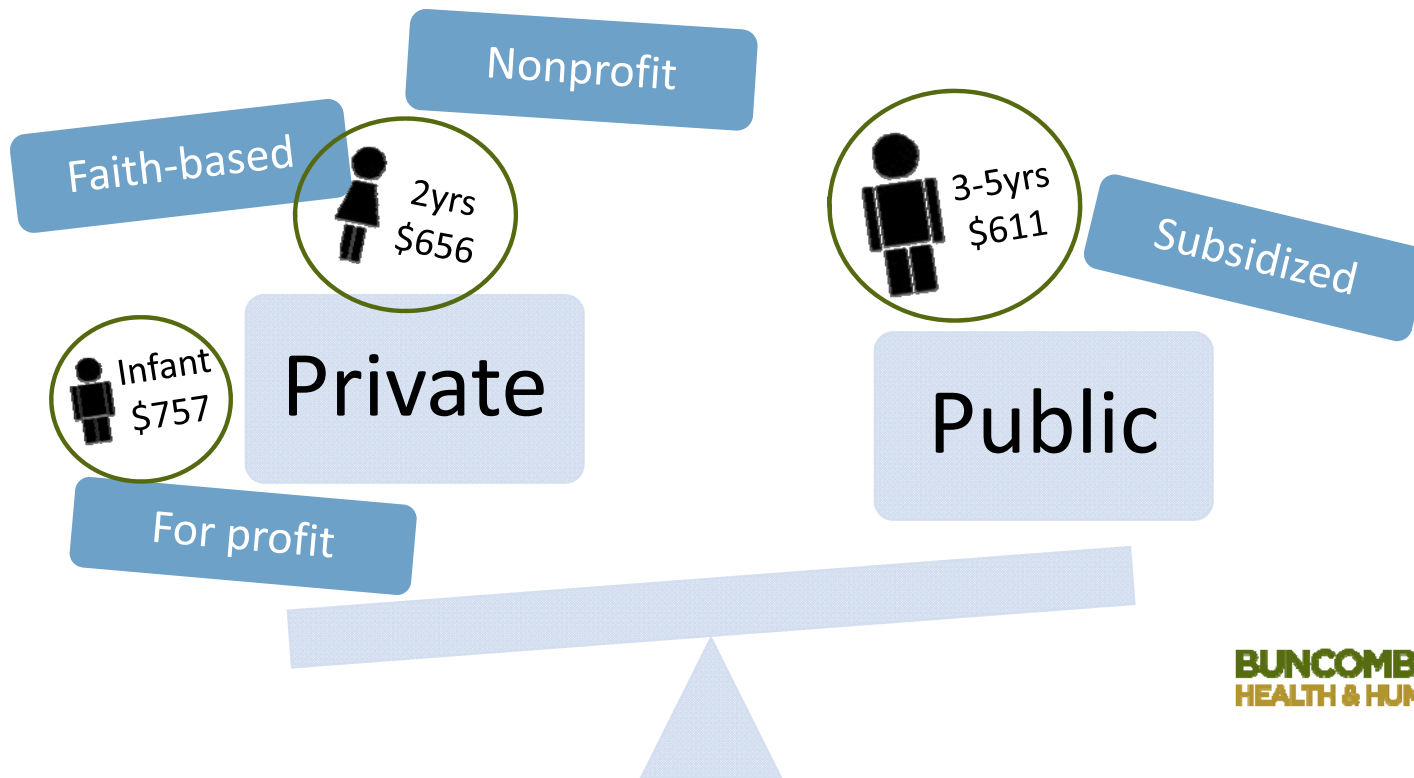


**BUNCOMBE COUNTY**  
HEALTH & HUMAN SERVICES

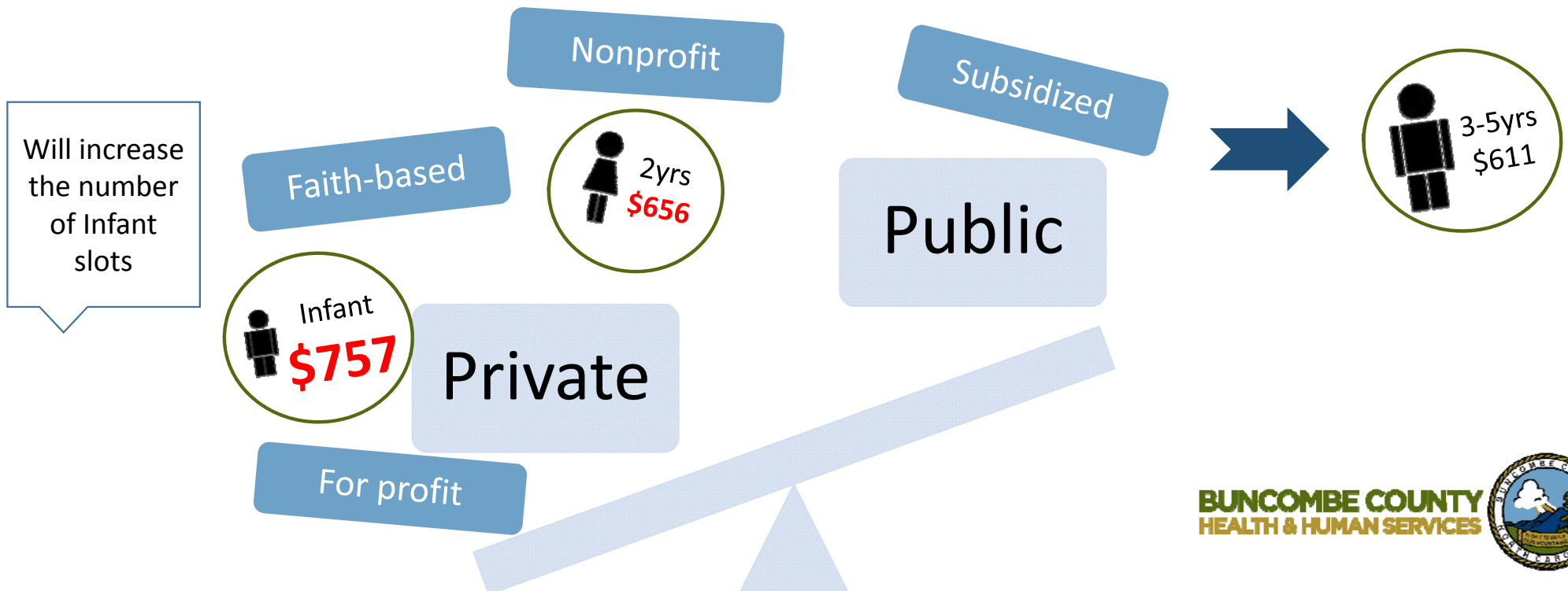




# Fragile Mix of Factors: Funding, Delivery Structure, and Payer Sources



# Tipping the scales



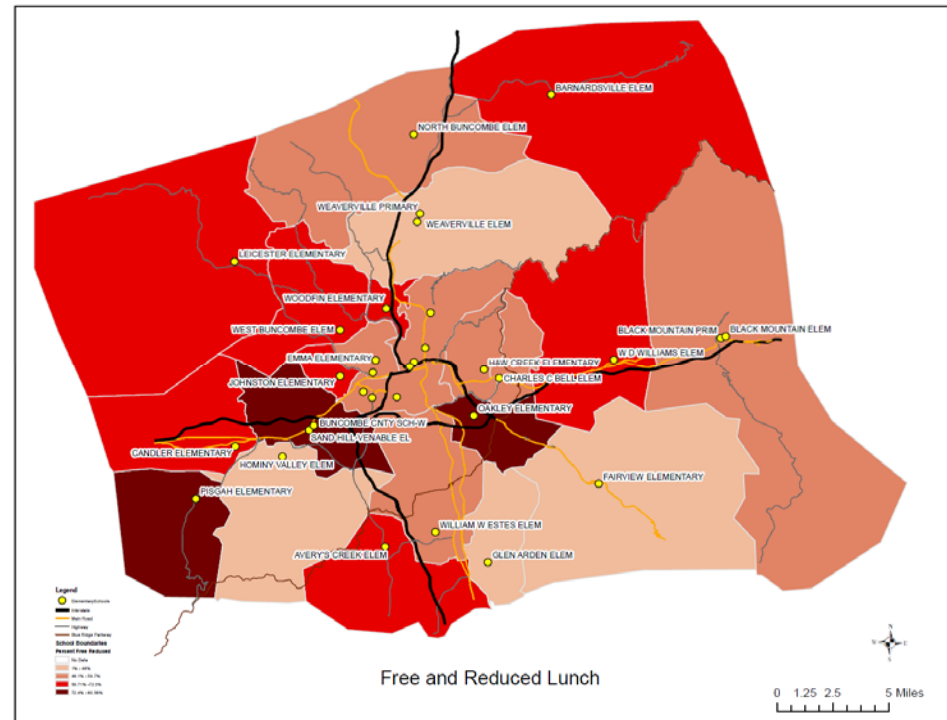
## Factors to consider in design: Program and Operations

- Economies of scale
- Existing facility capacity
- Transportation
- Number of days provided
- School calendar vs. year round



# Factors to consider: Program designed for At-Risk Children

- Poverty – need in an area
- Free and Reduced Lunch
- School performance
- School capacity



**BUNCOMBE COUNTY**  
**HEALTH & HUMAN SERVICES**



# Option 1: Continue Current Preliminary Community Conversation

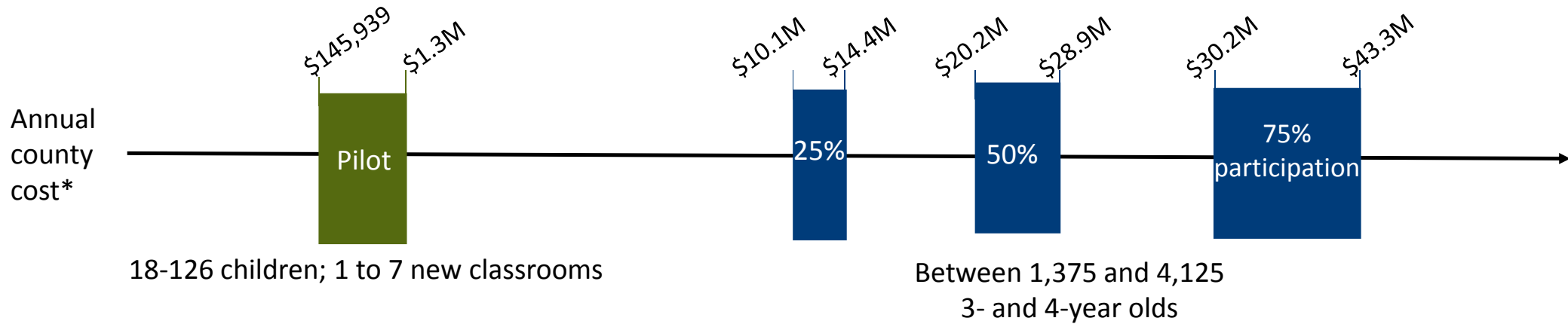
## Buncombe County Partnership for Children and Children First/CIS

“Core Team” Meeting to determine if and how to conduct a planning process for collective community-driven approach to Pre-K, March 17

If planning proceeds, will look at ways to ensure *all* children have access to high-quality affordable pre-K (Not "universal pre-K", but weighted toward children in need)

- Convene/engaged broad range of community stakeholders
- Research need and service gaps
- Align/leverage existing services and supports
- Maximize (and supplement) public and private funding
- Develop sustainability plan

# Options 2 and 3



## Option 2: Pilot Pre-K for High-risk, Low-income

School Calendar Option  
160 days/5 days per week/6.5  
hours per day:  
**\$8,107.71 to \$12,985.19**  
per child annually

Year Round Option  
260 days/5 days per week/10  
hours per day:  
**\$11,741.52 to \$16,619**  
per child annually

## Option 3: Universal Implementation

County-wide Pre-K;  
School Calendar Option;  
Estimated \$7,332 to \$10,500 per child annually  
(based on market rate and national model examples)

# What is the ROI in Pre-K: Community Impact

## \$8 return for every dollar invested

Develop citizens who pay more taxes and are less likely to rely on system for support



**BUNCOMBE COUNTY**  
**HEALTH & HUMAN SERVICES**

