

Buncombe County
Recovery Plan Performance Report



Table of Contents

GENERAL OVERVIEW	2
Executive Summary	2
Uses of Funds	3
Promoting Equitable Outcomes.....	5
Community Engagement.....	7
Priority Setting	8
Community Survey	8
Request for Proposals.....	8
Community Input Sessions and Project Presentations	8
COVID Recovery Funding Key Dates	9
Labor Practices	10
Use of Evidence	10
Performance Report	10
Noteworthy Media for Current Reporting Period.....	12
Key Performance Indicator Highlights from Completed Projects.....	13
Project Inventory.....	17
Buncombe County Government-Led Projects.....	22-29
Community-Led Projects	17-22, 29-48

GENERAL OVERVIEW

Executive Summary

Buncombe County has developed a plan to use the American Rescue Plan Act (ARPA) Coronavirus State and Local Fiscal Recovery Funds (SLFRF) to promote an impactful, sustainable, and equitable recovery from the COVID-19 pandemic in our community. The County aims to invest these funds in projects that:

- Align with the county strategic plan and community priorities
- Support equitable outcomes for the most impacted populations
- Leverage and align with other governmental funding sources
- Make the best use of this one-time infusion of resources
- Have a lasting impact

To inform our plan, we engaged the community through a survey in April 2021, which received over 7,600 responses. The survey identified the top ten categories for COVID-19 recovery, such as: Affordable Housing; Mental Health; Homelessness; Workforce Development; K-12 Education Support; Early Childhood Education; Business Relief; Infrastructure & Broadband; Food System; and Environmental Preservation.

We also implemented two rounds of requests for proposals (RFPs) to create an open and inclusive process for distributing funds. We invited proposals from any eligible public or nonprofit entity based in Buncombe County. The first RFP opened on June 1, 2021 and closed on July 15, 2021. The second RFP opened on March 1, 2022 and closed on April 12, 2022. Both RFPs provided a six-week period for submission. We also hosted virtual workshops for potential applicants in June 2021 and March 2022 to provide guidance on ARPA and SLFRF requirements and answer questions. A recording of the workshop and a catalog of all questions and answers were posted on our [Recovery Funding](#) webpage.

We established a review team to evaluate all proposals after each RFP deadline. The first review team consisted of 21 individuals from 16 Buncombe County departments. The second review team consisted of 17 individuals from 15 departments. They used a standardized review tool to assess the proposals based on their alignment with SLFRF eligibility criteria and county strategic goals. All proposals, reviewer scores and comments, and fund eligibility research were presented to the Buncombe County Board of Commissioners for their review.

The first RFP process was open to any SLFRF eligible project. The second RFP process prioritized the following impact areas identified by the Board of Commissioners in conjunction with the County's five-year strategic plan:

- Affordable Housing
- Aging/Older Adults
- Business Support/Economic Development
- Environment/Climate
- Homelessness
- Infrastructure & Broadband
- K-12 Education
- Mental Health/Substance Use
- Workforce

Buncombe County Commissioners have voted to approve \$45.5 million in awards to 47 projects. 45 of these projects, totalling \$42.7 million have started as of July 31, 2023.

Buncombe County aims to create an equitable and meaningful portfolio of SLFRF funded projects that serve those most disproportionately impacted by the pandemic. This includes projects led by county departments and community-based organizations. We will monitor and evaluate the performance of active projects as they approach their two-year mark to track community outcomes and showcase the impact of Recovery Funds in Buncombe County. One of the challenges we face is balancing the urgency of addressing immediate needs with strategic decision making that allows us to leverage additional ARPA and State funds. As an early implementer of SLFRF, Buncombe County has also had to adapt to the new and updated requirements from U.S. Treasury and the Final Rule in 2023.

Uses of Funds

Buncombe County has been working hard over the past two years to design and implement a process to support a strong and equitable recovery from the COVID-19 pandemic and economic downturn in our jurisdiction. This one-time infusion of flexible funds has given us a unique opportunity to provide direct support to projects, programs, and services that address pressing needs in our community and align with the County's strategic plan.

The Board of Commissioners has taken the responsibility of making award decisions based on the County's five-year strategic plan, the initial community and employee funding priorities survey (released in April 2021), ARPA community input sessions, Buncombe County's Fiscal Year 2023 budget priorities, and coordination with the City of Asheville to ensure maximization of SLFRF. Based on these factors, Commissioners have prioritized the following categories within the Strategic Plan for funding:

Strategic Area 1: Educated and Capable Community

- Early Learning
- K-12 Education

Strategic Area 2: Environmental & Energy Stewardship

- Environment/Climate

Strategic Area 3: Resident Well-Being

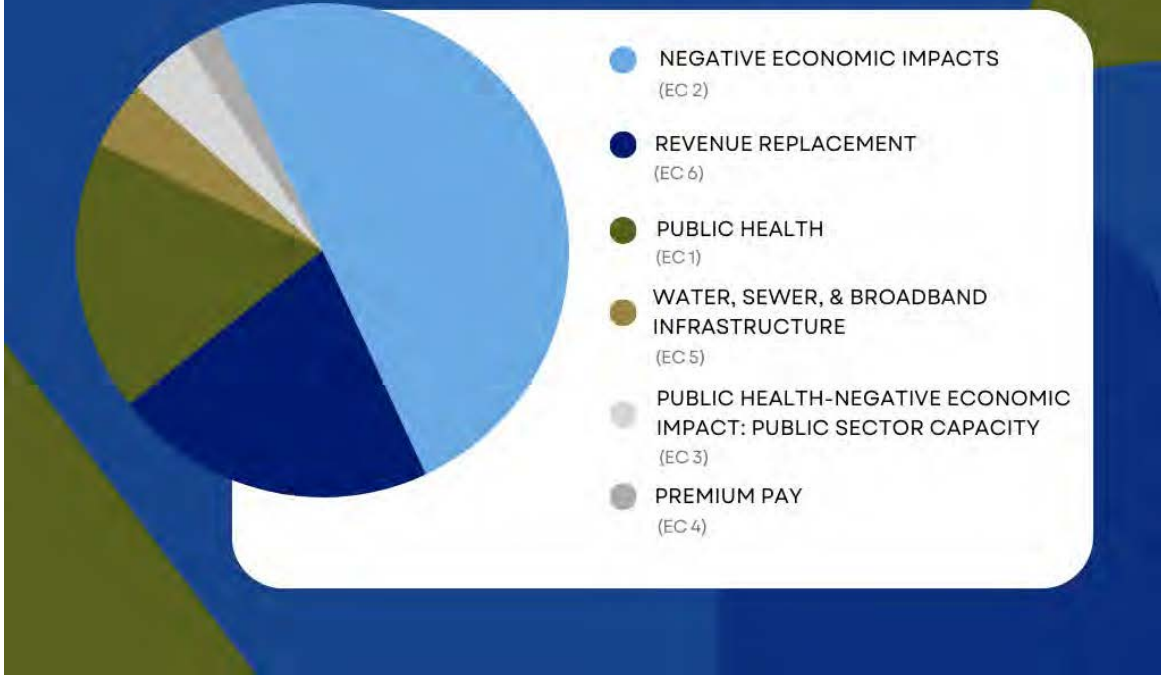
- Affordable Housing
- Homelessness
- Mental Health/Substance Use
- Aging/Older Adults

Strategic Area 4: Vibrant Economy

- Business Support/Economic Development
- Infrastructure & Broadband
- Workforce

As of July 31, 2023, Buncombe County has established 47 projects totaling \$45.5 million in awards. These projects include the following use of funds by expenditure category provided by U.S. Treasury:

INVESTMENT PER EXPENDITURE CATEGORY



Expenditure Category (EC)	Quantity	Amount
Public Health (EC 1)	11	\$8,020,450
<p>Several public health projects were established to combat the COVID-19 public health emergency through vaccine distribution, promotion, community incentives for receiving a first and second dose vaccine, and the purchase and distribution of KN95 masks for staff, visitors to County offices, and inmates at the County jail. SLFRF funds were utilized to create a county-led Community Paramedic Program and extend the operating hours for a Behavioral Health Urgent Care (BHUC) center to help address the ever-increasing behavioral health and substance use issues in our community. The remaining projects in the Public Health category support victims' services, including providing clinical supports for child and adult abuse, and a collaboration between four prominent victims services organizations in Buncombe County, to include housing, case management, court advocates, and legal assistance.</p>		
Negative Economic Impacts (EC 2)	27	\$22,641,938
<p>This category holds the largest number of SLFRF projects to date. Affordable housing and homelessness continue to be one of the most substantial issues that Buncombe County is faced with, and it was selected as the top area of need in our 2021 community survey. SLFRF funds have provided over \$7 million to increase affordable housing stock and create new permanent supportive housing for those facing chronic homelessness. Another four community-led projects totaling \$905,000 fall under "Household Assistance" in the form of food assistance, rent and utility assistance, and internet access programs for individuals and families living in poverty. An additional \$3.1 million has been allocated for projects addressing early childhood education and disparities, business incubator programs, loans and grants to mitigate financial hardship, and nonprofit and other economic support.</p>		

Public Health-Negative Economic Impact: Public Sector Capacity (EC 3)	1	\$1,909,250
<p>Buncombe County has one project under this category: 3.3 Buncombe County Employee Retention Grant Public Sector Capacity. Buncombe County supported public sector workforce capacity through its Buncombe County Employee Retention project. Retention of employees is critical to deliver the core services necessary to keep our communities healthy, safe, and resilient. In response to high rates of turnover, Buncombe County provided retention bonuses as an incentive for employees to remain in their jobs. All County employees hired before July 1, 2022 were eligible. The one-time retention bonus was paid out in two equal installments, in fall 2022 and summer 2023. Employees making less than \$60,000 per year received \$1,500. Those with annual salaries up to \$100,000 received \$1,000. Employees earning more than \$100,000 received \$500.</p>		
Premium Pay (EC 4)	1	\$1,023,751
<p>Buncombe County utilized these funds to recognize the COVID-19 risk incurred to front-line essential staff working from March 10, 2020 – March 10, 2021. The nature of assigned work for many County staff required direct or indirect contact engaging with the public. The goal is to reward those employees who endured health risk of COVID-19 exposure due to the nature of their essential work during the first year of the pandemic. Eligible duties include those of first responders as well as forward-facing staff providing mandated services to the public. These funds will provide eligible staff with a one-time lump sum payment to reward them for their dedication as well as the risk incurred during the stated period.</p>		
Water, Sewer, and Broadband Infrastructure (EC 5)	1	\$2,000,000
<p>Buncombe County Intergovernmental Relations will deliver water and sewer infrastructure to the Ferry Road Infrastructure project. This will provide necessary foundational water and sewer infrastructure for the Ferry Road development, which will expand affordable housing and recreational opportunities in Buncombe County. This project will be administered/constructed by the Department of Transportation, Metropolitan Sewer District, and the City of Asheville. Ferry Road will encourage affordable housing near transportation and jobs while expanding cultural and recreational assets. The project will track the number of new linear feet of roadway, sewer, water, as well as the number of customers served with water and sewer.</p>		
Revenue Replacement (EC 6)	7	\$9,570,895
<p>The County has elected the standard allowance of up to \$10 million in revenue replacement to be used for the provision of general government services for greater flexibility and simplicity. As of July 31, 2023, Buncombe County allocated funds for seven revenue replacement projects. Three County ran projects include: Broadband Infrastructure Expansion, Home Repair and Support Services, and Renewable Energy for Volunteer Fire Districts. Four externally ran projects include: Center for Agriculture and Food Entrepreneurship - Building Capacity for Food Entrepreneurs, Land of Sky - Connecting All Communities, United Way - School Based Health Centers, We Give a Share/Equal Plates Project - Community Kitchen.</p>		

Promoting Equitable Outcomes

Buncombe County elevates equity as a priority area for our governmental institution and community. Equity is a “Foundational Focus Area” and “Organizational Value” in the [County’s 2020-2025 Strategic Plan](#), which includes a Racial Equity Action Plan (2021-2025) adopted by our Board of Commissioners. The goals are to ensure that policies and practices eliminate barriers to allow for equitable opportunity, as well as to ensure that representative and inclusive practices are reflected in decision making.

Buncombe County has explicitly named racial equity as a goal. Effective July 1, 2021, our Board of Commissioners adopted a [Racial Equity Action Plan](#) (2021-2025) that will advance our strategies surrounding racial equity throughout the SLFRF process. While inequities and lack of inclusion exist across all areas - race, gender, age, sexual orientation, ability, and more, the County is focusing on racial equity because of pronounced disparities in this area. Because we know that there are the largest disparities by race across all sectors, focusing on racial equity helps us to get our systems and structures in place to improve all types of equity.

We chose to design our request for proposals (RFP) processes to maximize participation from historically marginalized and underrepresented populations. Project proposals submitted by County departments were subject to the same process as community proposals to minimize institutional advantage. Buncombe County promoted the RFPs through both traditional marketing and grassroots outreach to community-based organizations. We hosted virtual workshops for community partners to field all questions or concerns about the application process and made recordings and notes from the workshops are made public on our Recovery Funding webpage, as well as emailing all community partners who registered for the workshops or reached out to us individually about SLFRF funds to share this information. The workshops included simultaneous Spanish interpretation for limited English proficiency participants.

Equity impact was a critical factor in deciding project awards. The RFP has a dedicated section for “Equity Impact” that asks all applicants to identify how this effort will help build toward a just, equitable, and sustainable COVID-19 recovery, as well as describing how the root causes and/or disproportionate impacts of inequities are addressed.

Buncombe County is investing SLFRF resources to stabilize the hardest-hit populations in our community while advancing racial equity and building an equitable economy for the long term. Our diverse portfolio of awards includes assistance to households, small businesses, and nonprofits to address the impacts of the pandemic, which have been most severe among low-income populations such as residents of low-income neighborhoods, minorities, disconnected youth, the unemployed, formerly incarcerated people, veterans, and people with disabilities. SLFRF-funded services to these populations include:

- Affordable housing
- Childcare
- Food access
- Job apprenticeships
- Historic preservation
- Home repair
- Housing stabilization
- Mental health counseling
- School-based health
- Summer camp
- Small business development
- Victims’ services
- Violence prevention/intervention
- And more

In April 2022, the Appalachian Regional Commission published a case study, [“ARPA in Appalachia”](#), with the below excerpt highlighting how Buncombe County’s SLFRF strategy is an example of best practice for a commitment to diversity, equity, and inclusion.

Buncombe County has made a strong commitment to equity. It is a critical component of the county’s existing strategic plan, the regional strategy developed by the Land of Sky Regional Council, and the City of Asheville, which created its own office of Business Inclusion. This equity commitment was reflected in the county’s process for reviewing options and deploying ARPA funds. For example, the county provided program materials in English and Spanish; informational workshops in both languages were widely publicized; and the community priority list was based on community feedback collected via a survey. All RFP funding requests also required a discussion of how the proposal would address root causes of inequity and contribute to a more equitable COVID-19 recovery. (ARPA in Appalachia Case Study, 2022)

As we move forward with the SLFRF planning and distribution process, equity continues to be at the forefront of all conversations. One way we do this is by working closely with all subrecipients to ensure the administrative components of funding are not a hindrance to their project or programmatic success.

As we partner with subrecipients to develop performance measures, we are identifying specific targets intended to produce meaningful equity results. For example: Commissioners awarded funds to One Buncombe, a small business relief program supporting highly impacted businesses with grants for the purpose of rehiring and retaining employees. To prioritize equity, the subrecipient established goals for participation by historically marginalized and underrepresented populations. The project aimed to have 5% of recipients be minority-owned businesses and 50% women-owned businesses, and the organization engaged in inclusive practices for outreach, engagement, and service to those populations. At project close, 141 grants were made, including 22% minority-owned businesses and 69% women-owned businesses.

Additionally, we seek out opportunities to learn more about racial equity as it pertains to the SLFRF process through resources such as the Government Alliance for Racial Equity (GARE), Race Forward, and the National Association of Counties (NACo). We will continue to keep racial equity top of mind as we further develop how we design and implement SLFRF to promote equitable outcomes.

Community Engagement

Buncombe County’s SLFRF Planning and Distribution Process

The Strategic Partnership department at Buncombe County Government launched a COVID Recovery Funding user-friendly website to help the community recover from and respond to COVID-19 and its negative economic impacts. Buncombe County was awarded \$50 million in federal COVID Recovery Funding (also known as Coronavirus State and Local Fiscal Recovery Funds) to directly address COVID response efforts and peripheral economic fallout from the pandemic. This recovery funding for local governments is just one part of an overall package of

aid to local communities supported by the American Rescue Plan Act (ARPA). Our team quickly identified a need for transparency and community engagement for equitable use of these unprecedented one-time funds. Through innovation and dedication to civic excellence, we delivered a [case study example](#) shared state-wide and beyond.

Priority Setting

When Buncombe County learned that flexible recovery funding for local governments would be coming to our community through ARPA, Commissioners quickly began priority setting. Commissioners began their discussions in March 2021 with the county’s Strategic Plan Focus Areas because those priorities were recently established with extensive community engagement.

Community Survey

In April 2021, Buncombe County issued a community survey seeking input about COVID recovery priorities, in alignment with the County’s strategic plan focus areas. By the time the survey closed in May 2021, more than 7,600 survey responses were submitted. The top ten categories were: Affordable Housing; Mental Health; Homelessness; Workforce Development; K-12 Education Support; Early Childhood Education; Business Relief; Infrastructure & Broadband; Food System; and Environmental Preservation.

Request for Proposals

In June 2021, the County hosted a virtual workshop for community partners interested in participating in the request for proposal process. Spanish interpretation services were offered for this workshop for limited English proficiency attendees. We received 187 registrations for this workshop and published an RFP addendum on our Recovery Funding webpage with all asked and answered questions from the workshop, as well as all questions submitted in writing to the County.

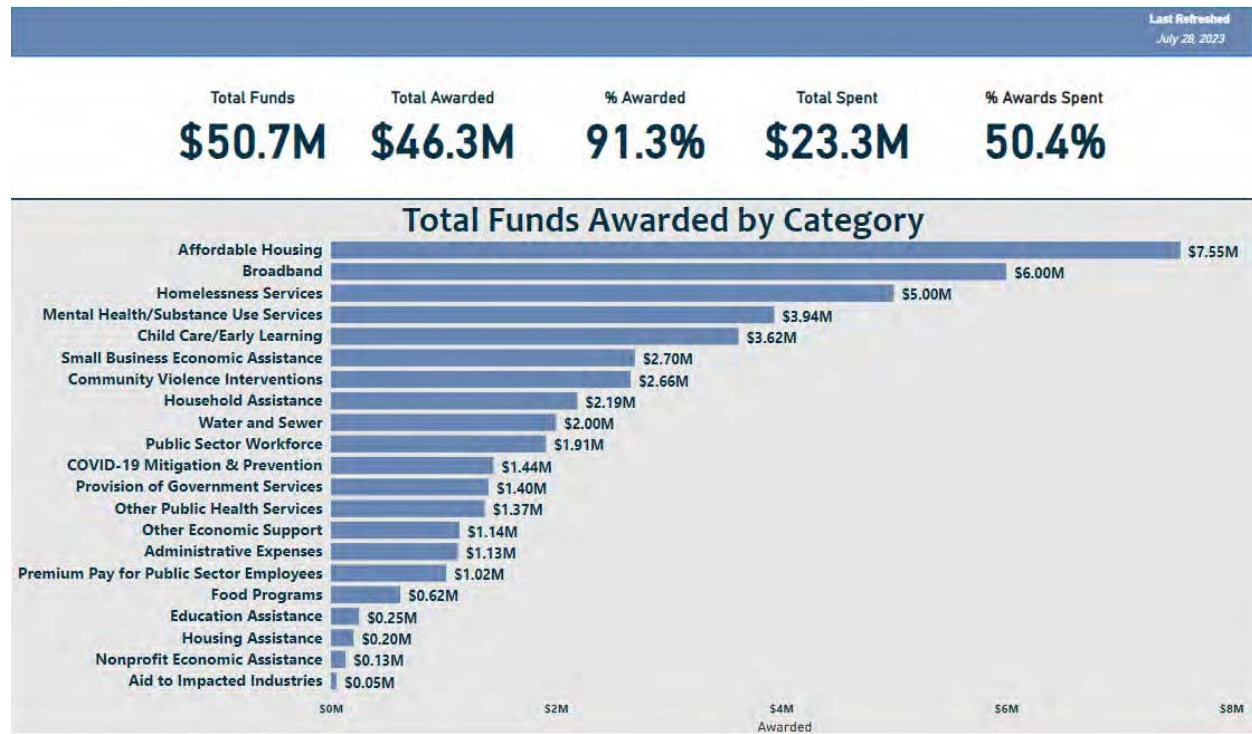
Community Input Sessions and Project Presentations

Once the first round of RFPs had been submitted, Commissioners organized three virtual community input sessions by County Commissioner districts (September 2021) in order to hear the thoughts and concerns of citizens regarding SLFRF proposed projects. Commissioners also invited all RFP applicants, both internal departments and external community organizations, to give a three-minute virtual presentation at one of three Commissioner’s meetings in September and October 2021. 99 community organizations attended and presented at these meetings, along with 10 county departments. All input sessions and project presentations were live streamed via YouTube. Recordings of the three ARPA Community Input Sessions can be found at [the links below], as well as on Buncombe County’s [Recovery Funding](#) website.

District	Date	Link
Districts 1 & 2	September 13, 2021	https://www.youtube.com/watch?v=cwmsgCyk02Q&t=1s
Districts 3 & Buncombe County Schools	September 20, 2021	https://www.youtube.com/watch?v=OVqpJnoCsp88
Districts 4 & Asheville City Schools	September 27, 2021	https://www.youtube.com/watch?v=0ER3eJ5DdSc

Buncombe County has made concerted efforts to approach the community engagement aspect of the SLFRF process through an equity lens that provides translation services and reducing barriers to participation, such as virtual options for attendance and multiple ways to engage with

the County. Each step of the way we have clearly communicated with all RFP applicants about opportunities for engagement, timing of awards, and next steps, as well as posting recordings of workshops, all submitted RFPs, presentations made at Commissioner meetings, and a dashboard of awards made to date on our [Recovery Funding](#) website, see below data table.



SLFRF interactive dashboard on Buncombe County's COVID Recovery Fund

COVID Recovery Funding Key Dates

Buncombe County is taking action to create a recovery response that engages the local community and provides an inclusive process for fund distribution, including the following key steps.

Dates	Purpose
March 11, 2021	American Rescue Plan Act signed into law
April 21 – May 14, 2021	Community survey about recovery funding priorities
May 10, 2021	U.S. Treasury released initial spending guidance
May 19, 2021	Received first tranche (half) of funds: \$25,366,645
June 3 – July 15, 2021	Initial Request for Proposals (RFP)
August 31, 2021	Commissioners approved \$11,309,495 project awards
November 16, 2021	Commissioners approved an additional \$11,305,004 in project awards
February 1, 2022	Commissioners approved an additional \$479,000 award
March 1, 2022	Second RFP Issued
March 14, 2022, 1:30-3:00	Recovery Funding Workshop
April 12, 2022, 12:00 p.m.	RFP deadline

May 3, 2022	Commissioners approved an additional \$4,853,902 in project awards
June 21, 2022	Commissioners approved an additional \$50,000 in project awards
July 19, 2022	Commissioners approved an additional \$18,821,666 in project awards

Labor Practices

All subrecipients of SLFRF dollars are required to adhere to the following procurement and labor standards:

- The Code of Federal Regulations 2CFR § 200.318 “General Procurement Standards”
- [Buncombe County’s Procurement Policy](#)

This compliance requirement is included in subrecipient agreements. Additionally, the County’s Procurement Policy states that “according to NCGS 143-129(b) the County has no authority to establish preferences of any kind and are bound by law to award to the ‘lowest responsible, responsive bidder, taking into consideration quality, performance and the time specified in the proposals for the performance of the contract.’ However, it is the desire of the County to purchase from Minority Businesses and suppliers located within Buncombe County whenever possible. Local suppliers and Minority Business suppliers should be encouraged to compete for County business.”

The Buncombe County Government Minority Business Plan states that annual verifiable goals for minority business participation in construction projects (other provisions apply depending on project type & funding), procurement projects, professional, and other service projects are as follows:

- Construction – 12% overall for all minorities
- Procurement – 10% overall for all minorities
- Professional – 10% overall for all minorities
- Other Services – 10% overall for all minorities

Use of Evidence

Buncombe County has five projects using evidence-based interventions with a total obligation of \$595,353.72. Major Categories include Public Health (EC1) and Negative Economic Impacts (EC2) further broken down into Expenditure Categories 1.13, 2.2, 2.37, and 1.11.

Performance Report

Buncombe County has put great thought and effort into designing a performance management system for SLFRF projects to monitor the success of each program. All awardees (including internal county departments and external subrecipients) are required to submit monthly expenditure and performance reports to the County by the 15th of each month for the life of their grant. This ensures all costs made with SLFRF funds are eligible and provides reporting for distinct performance measures required by U.S. Treasury, as well as additional custom performance measures created by Buncombe County to meaningfully track and communicate the impact of each project.

In addition to these measures, Buncombe County has established a Subrecipient Policy guiding performance management for subawards. In addition to monthly reporting, all subrecipients are required to complete a risk assessment upon execution of their award agreement. Each subrecipient is classified into one of three risk categories: Standard Risk, Enhanced Risk, or High Risk.

Buncombe County staff assigns an overall risk level to organizations based on the following factors:

	Standard Risk	Enhanced Risk	High Risk
Organization experience with federal awards	Successful history with federal awards	Limited prior experience with federal awards	No experience with federal awards
Size & scope of award relative to overall operations & budget	Award size and scope in keeping with regular course of business	Award size and scope is large relative to overall operations & budget	Award represents a majority of operations or funding
Level and results of previous audits	No audit findings or minor findings assessed as low risk by auditor	Limited prior audits and/or some prior audit findings	No prior audits OR audit findings with major deficiencies
Personnel & systems for internal control	Seasoned key personnel & systems	Some turnover in key personnel and/or new systems	Significant turnover in key personnel and/or systems

Buncombe County has implemented a monitoring plan for each subaward based on the findings of the Subrecipient Risk Assessment. These plans are communicated to subrecipients and modified as needed.

Buncombe County developed a monitoring plan based on the assessed level of risk, including the following:

	Standard Risk	Enhanced Risk	High Risk
Compliance Training	n/a	Initial & as needed	Initial & as needed
Payment Validations	Monthly	Monthly	Monthly
Report Reviews	Monthly	Monthly	Monthly
Audit reviews	Yearly	Yearly	Yearly
Desk reviews	n/a	Within 6 months of project start	Within 6 months
Onsite Reviews	n/a	n/a	Within 12 months

As of July 31, 2023, the County has 39 active projects and 8 completed projects. Current performance data for each individual project can be found in the *Project Inventory* section of this report.

Noteworthy Media for Current Reporting Period

1. [Buncombe commits \\$3M in APRA funds to preschool programs](#)
2. [Buncombe County leaders prepare to make more ARPA funding decisions this week](#)
3. [Buncombe just directed \\$18.8M in COVID money to 24 projects. Who got the most?](#)
4. [NC counties rethinking original ARPA spending plans](#)
5. [With ARPA funding, Buncombe Rental Assistance Collaborative aims to move 200 people into stable housing](#)
6. [Broadband boost planned for 1,000 Buncombe County homes](#)
7. [Equal Plates Project Addresses Food Insecurity in Asheville](#)
8. [Buncombe County Uses \\$2.5 Million in Awards to Address Community Violence](#)
9. [New county program puts violence prevention in hands of trained community members](#)
10. [Business, nonprofit roundup: National winner](#)

Key Performance Indicator Highlights from Completed Projects

Mountain BizWorks: One Buncombe Small Business Grants

\$500,000 was awarded to aid COVID-impacted small businesses (under 25 employees). Through these initiatives:



"The importance of receiving this grant at the time that I did was the difference between whether or not I would be able to continue to pay myself. This was truly a blessing and I am both grateful and humbled by receiving the funding."

-Sala Menaya-Merritt
Founder and Owner of It's Amira M

Results



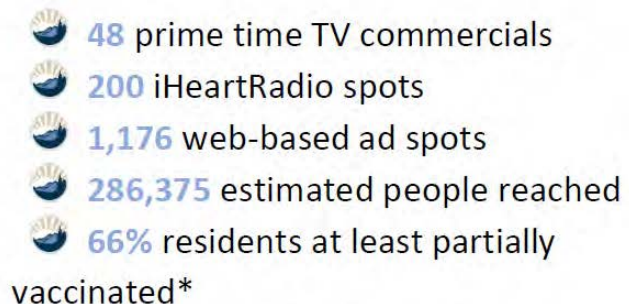
Buncombe County Government: COVID-19 Vaccination Outreach & PPE

\$172,000 was awarded to internal county-led projects to promote and incentivize COVID-19 vaccinations, as well as provide KN95 masks to all Buncombe County employees and visitors. Through these initiatives:



Online Links for the
BuncombeReady Media Campaign

Results







Vaccination Data as of December 6, 2021

Buncombe County Government: Incentive for COVID Risk to Buncombe County Employees

\$1,023,741 was awarded to recognize the COVID-19 risk incurred to front-line essential staff working from March 10, 2020 – March 10, 2021. 708 Buncombe County employees received Premium Pay in December 2021



Results

-  **708** total workers served
-  **96** EMS workers served
-  **57** Sheriff's Office workers served
-  **124** Social Service workers served

"During the initial response to the COVID-19 global pandemic, as frontline workers many County workers provided care in situations that involved being in direct and indirect contact with the virus. While all efforts were taken to have employees stay home and stay safe, the nature of some jobs did not provide that option. In response to this, Commissioners approved COVID premium pay in acknowledgement of employee sacrifices during the pandemic."

Avril Pinder
Buncombe County Manager



Loving Food Resources

\$81,479 was awarded to make their food pantry safer for clientele and volunteers by installing a new HVAC unit to include a purification and ionization system.

Results

- **261** recipients of food over performance period
- **44,302** pounds of food served
- **421** meals served
- **89** volunteers
- **Reduced** energy bills from efficient HVAC system
- **0 (Zero)** fossil fuels burned onsite for heat further reducing air pollutants



"A new heating and cooling system at LFR was desperately needed. Now our volunteers – the heart and soul of LFR – can be comfortable when stocking shelves and making food boxes for our clients. When the clients return in July to select their own food, they too will be comfortable and safe." -Brent Wyatt, Executive Director, Loving Food Resources

Asheville Museum of Science

\$130,000 was awarded to support a vibrant and resilient part of the Buncombe County economic and educational infrastructure since Asheville Museum of Science was forced to close during the pandemic.

Results

- **22,000** K-8 children served
- **963** at-risk students reached
- **90%** students report increased interest in STEM
- **92%** students report increase interest in STEM career
- **98%** teachers will continue using AMOS lessons
- **22** nonprofits served



"With over 60% of our visitors coming from Buncombe and immediately surrounding counties annually, the museum serves as an advocate and resource for regional STEM education and workforce development."

-Amanda Bryant, Executive Director

ArtsAVL


\$50,000 was awarded for their external grant program Buncombe County Creative Sector Recovery.

Results

- **37** organizations received funding
- **52%** of survey respondents used funding for salary support
- **44%** used the funding for mortgage, rent, and/or utilities
- **18%** increase in employees, **46** jobs created
- **29%** are BIPOC led organizations
- **95%** committed to paying living wages



ArtsAVL's impact on the arts is vital because their work uplifts our entire creative sector, which really represents the heart of Asheville and Western North Carolina.



ArtsAVL exudes an atmosphere of inclusivity and is genuinely involved in the local and regional arts community.

"All grant applicants reported significant negative impacts to their businesses due to COVID-19. These funds provided stability to the arts, entertainment, and recreation sector."

-Katie Cornell, Executive Director, ArtsAVL

Land of Sky Regional Council

\$445,000 was awarded for connecting all communities to affordable broadband.

Results

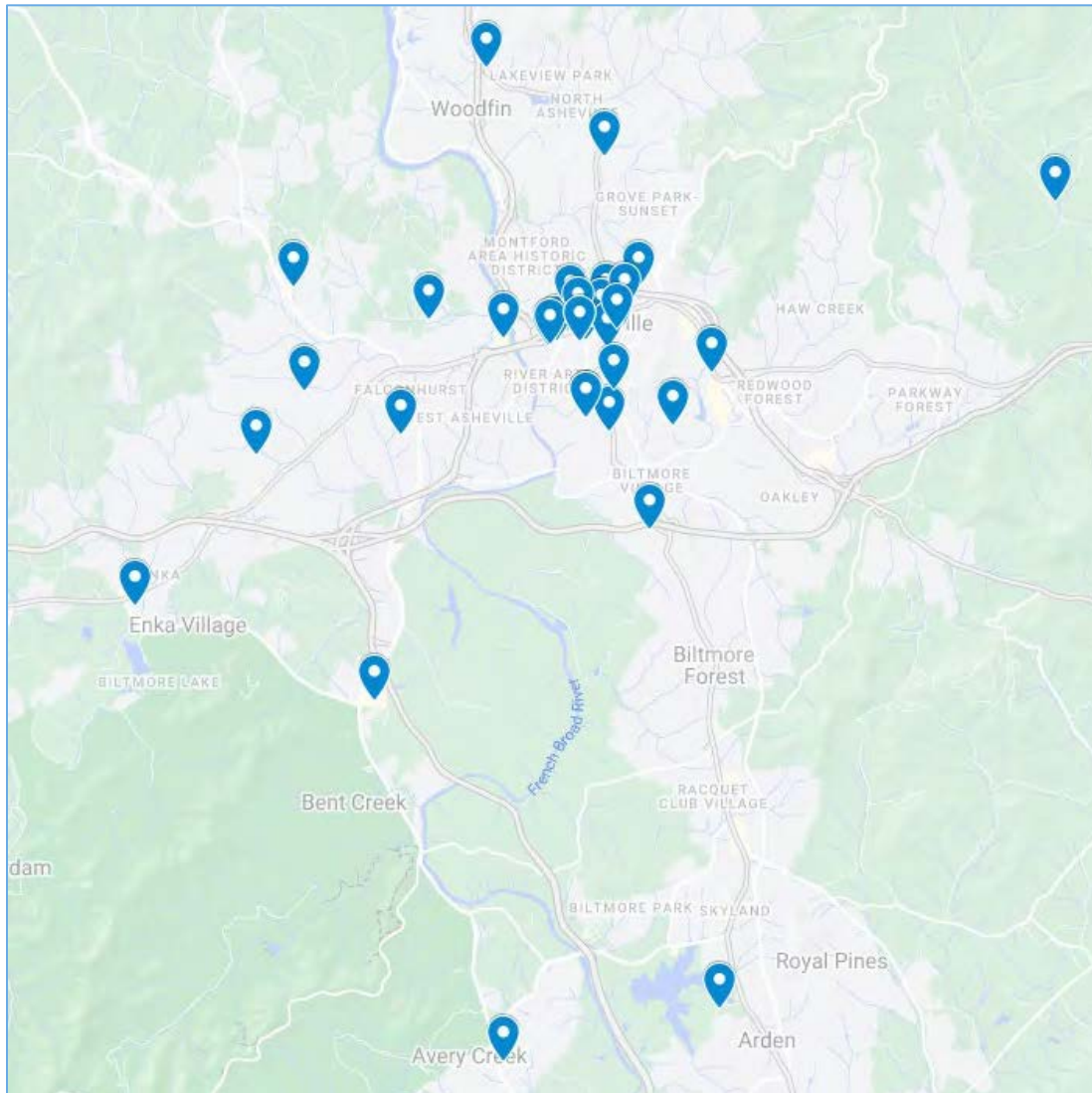
- **808** households served
- **90** individuals receiving WIFI at HACA
- **1,123** individuals received digital literacy support



FC Helping Households Connect



Project Inventory



Current SLFRF Project Locations

1. All Souls Counseling Center

Category: 1. Public Health

Expenditure Category: 1.12 Mental Health Services

Project Name: Expanding Mental Health Services for Underserved Populations

Initial Award Date: 7/19/2022

Initial Award Amount: \$418,750

Additional Award Date: N/A

Additional Award Amount: N/A

Grant Total: \$418,750

Project Description: All Souls Counseling Center (ASCC) will deliver mental health services through its project Expanding Mental Health Services for Underserved Populations. ASCC will provide high quality, affordable individual, couples, family, and group mental health counseling to underserved individuals without health insurance or whose current insurance and financial situation makes it prohibitive to pay. ASCC will conduct a strategic outreach program to better engage underserved communities including people of color, low-income individuals, and the LGBTQ+ community. ASCC will also lead mental health education and awareness events throughout the year. The project is intended to increase the number of clients served annually by 15% in year 1 & 10% in year 2.

Performance Measures:

# of service recipients (total clients served): Goal = 704	387
# of clients identifying as BIPOC	75
# of clients reporting improvement in their Global Assessment of Functioning Scale scores	133
# of education and awareness outreach events: Goal = 6	2
# of service, referral, and community partners working with ASCC: Goal = 40	46

2. Appalachian Sustainable Agriculture Project

Category: 2 Negative Economic Impact

Expenditure Category: 2.1 Household Assistance: Food Programs

Project Name: Farm Fresh for Health - Double SNAP Initiative

Initial Award Date: 7/19/2022

Initial Award Amount: \$250,000

Additional Award Date: N/A

Additional Award Amount: N/A

Grant Total: \$250,000

Project Description: Appalachian Sustainable Agriculture Project (ASAP) will provide food assistance to households through its Farm Fresh for Health - Double SNAP Initiative. The project matches Supplemental Nutrition Assistance Program (SNAP) benefits dollar for dollar at participating farmers markets. SNAP recipients will be able to use the additional benefits toward fruits, vegetables, bread, meat, eggs, and dairy products sold at participating markets. ASAP will conduct outreach and engagement to increase the diversity of local food shoppers at farmers markets. The project is intended to support 1,000 households as well as 100 or more farmers and food businesses supported through SNAP sales.

Performance Measures:

# of Service Recipients to date	816
# of farmers markets that participate in the Double SNAP program	9
# of market managers that receive program assistance & support	9
Total # of farmers and food businesses that are supported through SNAP sales to date	96

3. Asheville Area Arts Council dba ArtsAVL

Category: 2 Negative Economic Impact

Expenditure Category: 2.36 Aid to Other Impacted Industries

Project Name: Buncombe County Creative Sector Recovery Grant

Initial Award Date: 11/16/2021

Initial Award Amount: \$50,000

Additional Award Date: N/A
 Additional Award Amount: N/A

Grant Total: \$50,000

Project Description: Asheville Area Arts Council (AAAC) will work to aid nonprofit arts organizations in supporting existing jobs, creating new jobs, or to restore jobs that were furloughed or eliminated due to the pandemic. AAAC will provide support through project grants up to \$5,000 for nonprofit arts organizations in Buncombe County for eligible operating expenses AAAC will manage all aspects of the regranting process, including applications, outreach, award selection and distribution. AAAC will leverage additional funding from North Carolina Arts Council Grassroots Arts Program for successful delivery of workforce aid in the COVID-impacted arts sector in Buncombe County.

Performance Measures:

# of Service Recipients to date (Goal = 15-20)	34
# of jobs created (Goal = 1-5)	26
# of jobs retained (Goal = 10-15)	53
Average wage of jobs supported: Goal = \$17.70 (living wage)	Yes
% of funded organizations that are BIPOC led (Goal = minimum of 20%)	29.00%
Purpose of funds (e.g. payroll support, safety measure implementation, etc.)	Primarily salary support (75.9%)

4. Asheville Area Chamber of Commerce Community Betterment Foundation

Category: 2 Negative Economic Impact

Expenditure Category: 2.10 Assistance to Unemployed or Underemployed Workers (e.g. job training, subsidized employment, employment supports or incentives)

Project Name: Accelerate Buncombe

Initial Award Date: 7/19/2022

Initial Award Amount: \$750,000

Additional Award Date: N/A

Additional Award Amount: N/A

Grant Total: \$750,000

Project Description: Asheville Area Community Betterment Foundation (AACBF) will support Assistance to Unemployed or Underemployed Workers through its Accelerate Buncombe Project. AACBF will utilize grant funding to support three Community Health Workers (CHWs) employed by grant subcontractors, including Land of Sky Regional Council, YMI Cultural Center, and Housing Authority of the City of Asheville. Each CHW will serve up to 50 clients per year and will have a goal to enroll 30% of their caseload into training programs on the Accelerate Buncombe training menu. Prior to enrollment, CHWs will work with each client to determine which career path and training to choose. Accelerate Buncombe will rely on CHWs to recruit and mentor candidates to meet annual goals.

Performance Measures:

# of clients(service recipients) reached by CHWs: Goal of 150 total (or 50 per CHW) in 12 months	53
% of CHW client pool enrolled in the Accelerate Buncombe training program: Goal of 30% (45 total / 15 per CHW) in 12 months	27 enrolled in trainings, or about 51%
# of clients (who have completed a training through Accelerate Buncombe): Goal of 30 (or 10 per CHW) in 12 months	13
# of clients placed in full-time employment with a local employer: Goal of 24 (or 8 per CHW) in 12 months	1

# of workers enrolled in sectoral job training programs	27 enrolled in trainings
# of workers completing sectoral job training programs	13

5. Asheville Area Habitat for Humanity

Category: 2 Negative Economic Impact

Expenditure Category: 2.15 Housing Support: Affordable Housing

Project Name: Infrastructure to Support Affordable Homeownership Development

Initial Award Date: 11/16/2021

Initial Award Amount: \$1,600,000

Additional Award Date: 7/19/2022

Additional Award Amount: \$1,000,000

Grant Total: \$2,600,000

Project Description: Asheville Area Habitat for Humanity (AAHH) will establish infrastructure to support the development of affordable homeownership in Buncombe County. This project will support the creation of 89 construction-ready home sites in the Glenn Bridge and New Heights Phase II developments. This one-time infusion of funds will contribute to an equitable, sustainable COVID-19 recovery, preparing AAHH's land for the development of affordable, energy-efficient homes for vulnerable, low-income households. Infrastructure will include site development, sewer/water/stormwater installation, as well as roads and sidewalks. Infrastructure close-out is expected to be complete for Glenn Bridge by February 2023 and for New Heights Phase II by December 2024.

Performance Measures:

# of service recipients (households that can be served once construction is complete): Goal = 89	29
# of construction ready home sites at Glenn Bridge: Goal = 29	29
# of construction ready home sites at New Heights: Goal = 60	0
# of affordable homes completed Goal= 89	0
# of hours of sweat equity	0
# of households attaining homeownership of affordable homes	0

6. Asheville Museum of Science

Category: 2 Negative Economic Impact

Expenditure Category: 2.34 Assistance to Impacted Nonprofit Organizations

Project Name: AMOS Recovery Plan

Initial Award Date: 11/16/2021

Initial Award Amount: \$130,000

Additional Award Date: N/A

Additional Award Amount: N/A

Grant Total: \$130,000

Project Description: Asheville Area Habitat for Humanity (AAHH) will establish infrastructure to support the development of affordable homeownership in Buncombe County. This project will support the creation of 89 construction-ready home sites in the Glenn Bridge and New Heights Phase II developments. This one-time infusion of funds will contribute to an equitable, sustainable COVID-19 recovery, preparing AAHH's land for the development of affordable, energy-efficient homes for vulnerable, low-income households. Infrastructure will include site development, sewer/water/stormwater installation, as well as roads and sidewalks. Infrastructure close-out is expected to be complete for Glenn Bridge by February 2023 and for New Heights Phase II by December 2024.

Performance Measures:

# of Service Recipients to date (K-8 children visiting AMOS and participating in science education and STEM programming): Goal = 8,100	22,000+
# of at-risk students reached at home/school: Goal = 2,000	963
% of students who participate in an evaluated program reporting increased interest in STEM: Goal = 90%	90% of ~927
% of students reporting increased interest in a STEM career: Goal = 75%	92%
% of teachers in formal classrooms and informal care settings that would continue using AMOS lessons: Goal = 80%	98%
Number of Non-Profits served (by program if recipient establishes multiple separate non-profit assistance programs)	22

7. Babies Need Bottoms, Inc

Category: 2 Negative Economic Impact

Expenditure Category: 2.37 Other Economic Support

Project Name: Diaper Assistance to Early Child Care Education Centers

Initial Award Date: 11/16/2021

Initial Award Amount: \$50,000

Additional Award Date: N/A

Additional Award Amount: N/A

Grant Total: \$50,000

Project Description: Babies Need Bottoms (BNB) will provide economic support through its Diaper Assistance to Early Child Care Education Centers. BNB partner with local Early Childhood Education Centers (ECEC) to provide basic needs assistance to the families they serve. BNB will provide diapers and wipes for ECECs to distribute to enrolled low-income families in order for their children to be clean, dry and healthy. Diapers provided through this project will be used by families outside of ECEC hours - during nights, weekends, and school breaks/vacations, as well as assisting with sibling diaper needs. This project is intended to serve 3,900 non-unique children, averaging between 100-200 children a month and distribute at least 86,400 diapers.

Performance Measures:

# of Service Recipients to date (total non-unique children served): Goal = 3,900	2,695
# of diapers distributed (total): Goal = 86,400	87,783
# of wipes distributed (total): Goal = 3,900	2,591
\$ of products distributed to date	\$47,206.48
Amount of funds allocated towards evidence-based interventions (if any)	\$36,067

8. Buncombe County Government

Category: 1. Public Health

Expenditure Category: 1.11 Community Violence Interventions

Project Name: Advancing Community Safety: Violence Prevention and Intervention

Initial Award Date: 7/19/2022

Initial Award Amount: \$1,000,000

Additional Award Date: N/A

Additional Award Amount: N/A

Grant Total: \$1,000,000

Project Description: Buncombe County Justice Services (JS) will support community violence interventions through its Advancing Community Safety: Violence Prevention and Intervention project. JS will build upon trauma-informed strategies for violence prevention, intervention, and community mobilization through supporting community partners to implement CPRV. The project is intended to decrease violence and increase community healing through violence prevention training for contracted Community Health Workers, providing trauma and resilience resources to individuals, and partnering with Community Healing through Activism and Strategic Mobilization (CHASM) to provide assessment, evaluation, and evidence-based strategic planning/implementation support.

Performance Measures:

# of stakeholders engaged (e.g., community assessment process/multi-sector coalition)	235
# of individuals trained in Community-Based Public Health Response to Violence - Goal - 15	21
# of CHWs hired to lead Violence Prevention efforts in our community - Goal - 3	0
Total # of service recipients for this project (Total # of community members engaged/served by work of CHWs) Goal - 125	0
# of youth engaged in Youth Leadership Development - Goal: 30 (10/year)	0
# of multi-sector coalition meetings - Goal: 4 meetings per year	0
# of identified demonstration sites/neighborhoods - Goal: 3 neighborhoods	0

9. Buncombe County Government

Category: 1. Public Health

Expenditure Category: 1.1 COVID-19 Vaccination

Project Name: COVID Vaccination Support

Initial Award Date: 8/31/2021

Initial Award Amount: \$261,439

Additional Award Date: N/A

Additional Award Amount: N/A

Grant Total: \$261,439

Project Description: Buncombe County Emergency Services (ES) will partner with Buncombe County Health and Human Services (HHS) to support COVID vaccination planning and implementation during County Fiscal Year 2022 (July 1, 2021 – June 30, 2022). HHS is the lead department with responsibility for managing the public health response to the pandemic in Buncombe County, and ES is providing medical, logistical, and planning support for the vaccination efforts. The primary goals are: an effective and efficient COVID vaccination program; equitable COVID vaccine access with emphasis on historically underserved communities and vulnerable populations; high community rates of vaccination, particularly among vulnerable populations.

Performance Measures:		
# of Service Recipients to date (people receiving a vaccine at a County site during the reporting period)		19,927
# of sites, including fixed and mobile (pop-up) where vaccine was administered		55
# of hours of operation of vaccination clinics		1,566
# of first doses administered		5,104
# of second doses administered		3,070
# of third doses administered		11,753
% of eligible Buncombe County population that has received at least one dose		71%
% of eligible Buncombe County population that is fully vaccinated		68%

10. Buncombe County Government

Category: 1. Public Health

Expenditure Category: 1.13 Substance Use Services

Project Name: Community Paramedic Collaborative

Initial Award Date: 11/16/2021

Initial Award Amount: \$1,074,873

Additional Award Date: 7/19/2022

Additional Award Amount: \$1,144,000

Grant Total: \$2,218,873

Project Description: With the expansion of Buncombe County's Community Paramedic program, this project works to put systems in place that will protect community members and broaden access to care for all. Community paramedics teams, including peer support specialists, will coordinate with Law enforcement, Fire Departments, and Public Health to create a sustainable new model for both Public Safety response and Prevention/Outreach. This project funding will cover the up-front costs for equipment for the program expansion. Personnel, contractual and other operational funding will be leveraged through other revenue sources including Buncombe County general funds and outside grant funds.

Performance Measures:

# of in-person contacts, Goal=300	521
# of calls after 5pm or on weekends	34
# of phone referrals from businesses, civilians, or property managers	41
# of 911 co-response dispatches	25

11. Buncombe County Government

Category: 1. Public Health

Expenditure Category: 1.1 COVID-19 Vaccination

Project Name: COVID Vaccination Incentive (from contingency)

Initial Award Date: 11/16/2021

Initial Award Amount: \$100,346

Additional Award Date: N/A

Additional Award Amount: N/A

Grant Total: \$100,346

Project Description: Buncombe County Health and Human Services (HHS) will administer a gift card incentive program to promote COVID vaccinations. The program is a continuation of the State of North Carolina’s “Summer Card” vaccine incentive program, which ended on 8/31/21. \$100 gift cards will be provided to residents ages 18+ receiving a 1st dose of the COVID-19 vaccine, and \$25 gift cards will be provided to residents ages 18+ who drive another person for a 1st dose of the COVID-19 vaccine. Up to \$100,000 in gift cards will be awarded. HHS will administer Western North Carolina Nature Center passes as incentives to promote COVID vaccinations for youth ages 5-17. Up to 500 passes will be provided to residents receiving a 1st dose of the COVID-19 vaccine.

Performance Measures:

# of Service Recipients (people receiving a gift card at a County site upon receiving a first dose COVID-19 vaccine): Goal = 1000	1,085 cards: 855 persons receiving \$100 cards; 230 receiving \$25 card
# / \$ total value of gift cards procured to date	905 \$100 purchased = \$90,500, 230 \$25 purchased = \$5,750 - Total expense = \$99,930.79 including fees
# / \$ first dose gift cards distributed: Goal = 500	855 first dose cards of \$100 value have been issued = \$85500
# / \$ transportation gift cards distributed: Goal = 200	230 cards have been issued = \$5750
% of Buncombe County population at least partially vaccinated: Goal = 70%	As of 6.30.2022, 70% total population received at least one dose of vaccine.

12. Buncombe County Government

Category: 1. Public Health

Expenditure Category: 1.1 COVID-19 Vaccination

Project Name: COVID Vaccine Promotion (from contingency)

Initial Award Date: 11/16/2021

Initial Award Amount: \$17,500

Additional Award Date: N/A

Additional Award Amount: N/A

Grant Total: \$17,500

Project Description: Buncombe County’s Department of Health and Human Services (HHS) will collaborate with the Communications and Public Engagement (CAPE) department to implement a program outreach campaign aimed at increasing COVID-19 vaccination rates in Buncombe County. This project is complementary to a contract with Market Connections, a 3rd party contracted media firm that engaged with HHS via Public Health funding to provide campaign development and creative services during the months of September and October 2021. Fiscal Recovery Funds will cover direct advertising costs for the County’s COVID-19 vaccination program outreach through television, radio, and online media. This is a short-term campaign which will take place during the month of October 2021.

Performance Measures:

# of Service Recipients (total estimated media outreach)	Radio spots on mainstream hits, country, rock, and talk radio channels featuring local influencers from Buncombe County.
% of eligible Buncombe County population that has received at least one dose	As of 12.6.21, 66% of the total population is partially vaccinated.
% of eligible Buncombe County population that is fully vaccinated	As of 11-30-21, 64% of the total population is fully vaccinated.

13. Buncombe County Government

Category: 1. Public Health

Expenditure Category: 1.5 Personal Protective Equipment

Project Name: KN95 Masks for COVID Prevention

Initial Award Date: 2/1/2022

Initial Award Amount: \$41,042

Additional Award Date: N/A

Additional Award Amount: N/A

Grant Total: \$41,042

Project Description: Buncombe County government will provide personal protective equipment to the public and staff through the KN95 Masks for COVID Prevention project. Buncombe County will purchase a total of 45,000 high quality (KN95) face masks to help mitigate the spread of COVID-19 and the highly contagious Omicron variant. 30,000 masks will be distributed to the public when in County buildings. 15,000 masks will be distributed among County staff.

Performance Measures:

# of masks purchased, Goal = 45,000	45,000
-------------------------------------	--------

# of County departments distributing masks	14
--	----

# of distribution sites	25
-------------------------	----

Brief description of how awardee's response is related and reasonably proportional to a public health impact of COVID-19.	KN95 masks provide increased protection over cloth or surgical masks. KN95 masks were purchased in response to Omicron COVID-19 surge.
---	--

14. Buncombe County Government

Category: 3. Public Sector Capacity

Expenditure Category: 3.3 Public Sector Workforce: Other

Project Name: Buncombe County Employee Retention Grant

Initial Award Date: 7/19/2022

Initial Award Amount: \$1,909,250

Additional Award Date: N/A

Additional Award Amount: N/A

Grant Total: \$1,909,250

Project Description: Buncombe County will support public sector workforce capacity through its Buncombe County Employee Retention project. Retention of employees is critical to deliver the core services necessary to keep our communities healthy, safe, and resilient. In response to high rates of turnover, Buncombe County will provide retention bonuses as an incentive for employees to remain in their jobs. All County employees hired before July 1, 2022, are eligible. The one-time retention bonus will be paid out in two equal installments, in fall 2022 and summer 2023. Employees making less than \$60,000 per year will receive \$1,500. Those with annual salaries up to \$100,000 will receive \$1,000. Employees earning more than \$100,000 will receive \$500.

Performance Measures:

# of total service recipients:	3,031
# of employees receiving incentive for Payout 1 by tier	1,563
# of employees receiving incentive for Payout 2 by tier	1,468
\$ amount of funds issued in employee retention incentive payments (total): Goal =	\$1,909,250
\$2,039,000	
\$ of payments made in Payout 1 by tier	\$997,500
\$ of payments made in Payout 2 by tier	\$911,750
% employee turnover by tier, baseline (September 1, 2021-August 31, 2022)	18.17%
% employee turnover by tier, program year (September 1, 2022-August 31, 2023)	14.83%

15. Buncombe County Government

Category: 4.0 Premium Pay

Expenditure Category: 4.1 Public Sector Employees

Project Name: Incentive for COVID Risk to Buncombe County Employees

Initial Award Date: 11/16/2021

Initial Award Amount: \$1,023,751

Additional Award Date: N/A

Additional Award Amount: N/A

Grant Total: \$1,023,751

Project Description: Buncombe County will utilize these funds to recognize the COVID-19 risk incurred to front-line essential staff working from March 10, 2020 – March 10, 2021. The goal is to reward those employees who endured health risk of COVID-19 exposure due to the nature of their essential work during the first year of the pandemic. Eligible duties include those of first responders as well as forward-facing staff providing mandated services to the public. These funds will provide up to a \$3,000 lump sum payment to employees identified in the “Core COVID” tier, up to a \$1,500 lump sum payment to employees identified within the “High Risk” tier, and up to a \$1,000 lump sum payment to employees identified within the “Medium to Low-Risk” or “COVID Reassignment” tier. Payments will be issued on December 31, 2021.

Performance Measures:

# of Service Recipients to date (number of workers served): Goal = 757	708
Date of premium pay issuance	December 30, 2021
# of employees in the Core COVID tier receiving payments	7
# of employees in the High-Risk tier receiving payments	444
# of employees in the Medium to Low-Risk tier receiving payments	167
# of employees in the COVID Reassignment tier receiving payments	90

Summary of workers assisted (e.g., an operating unit, a classification of worker, etc.) or, to the extent applicable, individual workers, for whom premium pay would increase total pay above 150 percent of their residing State's average annual wage, or their residing county's average annual wage, whichever is higher, on an annual basis.

28 workers received premium pay, calculated as increasing total pay above 150% of NC's average annual wage. 20= Emergency Services, 4= Sheriff's Office, 3=HHS Clinical Services, and 1=HHS Child Welfare.

16. Buncombe County Government

Category: 5. Infrastructure

Expenditure Category: 5.18 Water and Sewer: Other

Project Name: Ferry Road Infrastructure

Initial Award Date: 7/19/2022

Initial Award Amount: \$2,000,000

Additional Award Date: N/A

Additional Award Amount: N/A

Grant Total: \$2,000,000

Project Description: Buncombe County Intergovernmental Relations will deliver water and sewer infrastructure to the Ferry Road Infrastructure project. This will provide necessary foundational water and sewer infrastructure for the Ferry Road development, which will expand affordable housing and recreational opportunities in Buncombe County. This project will be administered/constructed by the Department of Transportation, Metropolitan Sewer District, and the City of Asheville. Ferry Road will encourage affordable housing near transportation and jobs while expanding cultural and recreational assets. The project will track the number of new linear feet of roadway, sewer, water, as well as the number of customers served with water and sewer.

Performance Measures:

Pending project start, currently being developed

17. Buncombe County Government

Category: 5. Infrastructure

Expenditure Category: 6.1 Provision of Government Services

Project Name: Broadband Infrastructure Expansion

Initial Award Date: 11/16/2021

Initial Award Amount: \$4,000,000

Additional Award Date: 7/19/2022

Additional Award Amount: \$2,000,000

Grant Total: \$6,000,000

Project Description: Buncombe County will support the expansion of high-speed internet through its Broadband Infrastructure Expansion Project. This funding will be used in addition to private provider funds as a match for grants available through the North Carolina Department of Information Technology. This project is intended to lead to approximately 2,600 households and 6,700 individuals receiving Fiber-to-the-Home infrastructure in an area with limited high speed broadband infrastructure.

Performance Measures:

Pending project start, currently being developed

18. Buncombe County Government

Category: 6. Revenue Replacement

Expenditure Category: 6.1 Provision of Government Services

Project Name: Home Repair and Support Services

Initial Award Date: 11/16/2021

Initial Award Amount: \$400,000

Additional Award Date: N/A

Additional Award Amount: N/A

Grant Total: \$400,000

Project Description: Buncombe County will deliver housing assistance through its Home Repair and Support Services project. Buncombe County will utilize these funds to expand its existing emergency home repair program through contracting with community partners to assist low-income households. The project is intended to increase the quality of the overall housing stock in the community while increasing safety and energy efficiency. The project offers to improve the lives of the County's most vulnerable residents while establishing a model for integrating services to improve health.

Performance Measures:

# of households served with home repair services through the program	0
The equitable impact of the program (i.e., income levels, race, age, head of household, disability status of program beneficiaries, and geographic distribution of the work)	To be determined

19. Buncombe County Government

Category: 6. Revenue Replacement

Expenditure Category: 6.1 Provision of Government Services

Project Name: Renewable Energy for Volunteer Fire Districts

Initial Award Date: 7/19/2022

Initial Award Amount: \$1,000,000

Additional Award Date: N/A

Additional Award Amount: N/A

Grant Total: \$1,000,000

Project Description: Buncombe County Sustainability Office will support provision of government services through its Renewable Energy for Volunteer Fire Districts project. The Sustainability Office will engage with all volunteer fire districts (VFDs) in Buncombe County and perform an analysis to determine site feasibility and cost effectiveness of equipping the fire station with solar panels and an energy storage system. The Sustainability Office will hold a competitive solicitation for the services to design and install the solar panels and energy storage systems. The project is intended to reduce the utility costs and greenhouse emissions for all participating VFDs.

Performance Measures:

Pending project start, currently being developed

20. Buncombe County Partnership for Children, Inc

Category: 2 Negative Economic Impact

Expenditure Category: 2.14 Education Assistance: Early Learning

Project Name: Building Capacity to Expand NC Pre-K

Initial Award Date: 5/3/2022
 Initial Award Amount: \$3,201,546
 Additional Award Date: N/A
 Additional Award Amount: N/A

Grant Total: \$3,201,546

Project Description: Buncombe Partnership for Children (BPFC) will address negative economic impacts of the pandemic by delivering education assistance through its NC Pre-K expansion project. This 2-year pilot project was developed in partnership with Asheville-Buncombe Preschool Planning Collaborative. BPFC will increase stability and equity among existing NC Pre-K providers, expand the pool of high-quality providers and licensed teachers, and make it easier for eligible families to learn about and take advantage of NC Pre-k's proven benefits. The project is intended to result in lower NC Pre-K teacher turnover, increased provider participation in the NC Pre-K program, and reduced barriers for families.

Performance Measures:

# of Service Recipients to date (# of unduplicated children served by a NC Pre-K slot)	478 total unduplicated FY23-24 children served in NC Pre-K
# of Education Advancement participants enrolled in at least 1 class per semester: Goal = 25 per semester	23 (spring 2023); 14 (summer 2023)
# of Education Advancement participants who have increased education by 12+ credits over 2-year period: Goal = 15	0
# of classrooms participating in Ramp-up to NCPK: Goal = 10	0
# of families participating in wrap-around and transportation pilot programs: Goal = 60	0
% of pilot participants who would not have participated in NCPK otherwise: Goal = 75%	0
% of admins and teachers meeting individualized Ramp-Up to NCPK program goals: Goal = 80% annually	0
# of child applications submitted through Buncombe Pre-K: Goal = 680	638 435
# of Buncombe Pre-K applications submitted for children learning English: Goal = 30%	20% (2022) 18% (2023)
NC Pre-K lead teacher retention rate: Goal = 80%	71.8%
NC Pre-K assistant retention rate: Goal = 75%	64.9

21. Center for Agricultural and Food Entrepreneurship

Category: 6. Revenue Replacement
 Expenditure Category: 2.32 Business Incubators and Start-Up or Expansion Assistance

Project Name: Building Capacity for Buncombe County Food Entrepreneurs

Initial Award Date: 8/31/2021
 Initial Award Amount: \$200,000
 Additional Award Date: N/A
 Additional Award Amount: N/A

Grant Total: \$200,000

Project Description: Center for Agricultural and Food Entrepreneurship (CAFE) will support small businesses in Buncombe County, including manufacturers, caterers, food truck operators, and farmers seeking to add value to their agricultural production. Project activities will include providing technical services at no cost to assess clients' needs, arranging for free training to clients, operating Blue Ridge Food Ventures with a focus on growth sustainably to create good paying jobs and income for County residents, coordinating production time and commissary access for clients in FDA-inspected kitchens, allocating up to \$1,000 per eligible client per year to cover commercial production time or one year of monthly commissary fees, equipping commercial kitchens with needed equipment, and providing multilingual access to services.

Performance Measures:

# of Service Recipients to date (businesses enrolled): Goal = 54	59
# of Full-time Jobs Created: Goal = 35	50
% of Newly Created Full-time Jobs Retained: Goal = 26	50 (100%)
# of Part-time Jobs Created: Goal = 30	100
% of Newly Created Part-time Jobs Retained: Goal = 23	94 (94%)
Full-time Jobs Retained: Goal = 40	114
Part-time Jobs Retained: Goal = 31	150
Value of Goods Made and Sold by Client Businesses: 3-Year Goal = \$5,000,000	\$6,969,348.40
# of Startup Businesses Still Operating After One Year: Goal = 75%	58 (98.3%)

22. Colaborativa La Milpa

Category: 2 Negative Economic Impact

Expenditure Category: 2.18 Housing Support: Other Housing Assistance

Project Name: PODER Emma Naturally Occurring Affordable Housing (NOAH) Repair

Initial Award Date: 7/19/2022

Initial Award Amount: \$200,000

Additional Award Date: N/A

Additional Award Amount: N/A

Grant Total: \$200,000

Project Description: Colaborativa la Milpa will deliver housing support through its PODER Emma Naturally Occurring Affordable Housing (NOAH) Repair project. The project will serve residents of the Emma community and the surrounding Erwin district, a population including Latinx immigrants and people of low income. NOAH will provide home repairs to address health and safety concerns and quality of life repair needs. This program addresses important public health issues including mold, heating/cooling/insulation and energy efficiency, accessibility, and repairs related to the preservation of naturally occurring affordable housing and aging in place. The project is intended to preserve existing deeply affordable housing by performing repairs on at least 21 units.

Performance Measures:

# of Service Recipients to date (households served): Goal = 21	0
% of BIPOC individuals receiving repairs: Goal = 70%	0
\$ of total repairs (unduplicated to date)	0
# of households served under 80% AMI: Goal = 21	0
Impacted or disproportionately impacted populations served	0

23. Eagle Market Streets Development Corporation

Category: 2 Negative Economic Impact

Expenditure Category: 2.32 Business Incubators/Start-Up or Expansion Assistance

Project Name: EMSDC Community Equity Fund

Initial Award Date: 11/16/2021

Initial Award Amount: \$375,000

Additional Award Date: 7/19/2022

Additional Award Amount: \$375,000

Grant Total: \$750,000

Project Description: Eagle Market Street Community Development Corporation (EMSCDC) will provide small business economic assistance through its Community Equity Fund (CEF) project. ESMCDC will provide financial capital support (equity infusions) to small businesses that have suffered substantial negative economic impacts from the pandemic in Buncombe County, including but not limited to Black, Indigenous, and People of Color and women-owned businesses. The project will support enrolled businesses with business advisory/acumen training and access to "virtual back-office" support to help with bookkeeping, human resources, accounting, and legal needs. The project is intended to support 6 businesses, create 11 new jobs and retain 2 jobs.

Performance Measures:

# of Service Recipients to date: businesses enrolled in CEF (Goal = 6)	8
\$ amount of equity capital invested (Goal = \$300,000)	\$282,000.00
\$ amount of repayment of equity infusions	\$12,000
\$ amount of investment returns (7% gross revenues)	\$6000 from one deal
# of jobs created (Goal = 11)	28
# of jobs retained (Goal = 2)	14
Average wage (Goal = \$17.70/hour)	\$20.00/hr
Number of small businesses served	46

24. Eblen Charities

Category: 2 Negative Economic Impact

Expenditure Category: 2.2 Household Assistance: Rent, Mortgage, and Utility Aid

Project Name: Housing Stabilization Project

Initial Award Date: 7/19/2022

Initial Award Amount: \$287,500

Additional Award Date: N/A

Additional Award Amount: N/A

Grant Total: \$287,500

Project Description: Eblen Charities will address negative economic impacts by delivering household assistance through its Housing Stabilization Project. The project is intended to stabilize Buncombe County residents living at or below 80% of the Area Median Income (AMI) in safe and adequate housing. These funds will assist people with security deposits for housing and utilities, first month's rent payments, rental application fees or to pay rent or mortgages that are in arrears. The goals are to prevent homelessness for vulnerable residents who are currently housed by preventing eviction or foreclosure, and to establish stable and safe housing for those in need of housing. The project will serve an estimated 264 households.

Performance Measures:

# of Service Recipients to date (total households receiving assistance): Goal =	406
264	

# of people receiving eviction prevention services (total unduplicated)	136
# of households receiving housing assistance (rental deposits, first month's rent, back rent, or mortgage payment): Goal = 140	180
# of households receiving utility assistance (deposits to establish service, prevent disconnection of service, or prevent loss of heat source): Goal = 99	173
# of households receiving rental application reimbursement: Goal = 25	0
\$ total of housing assistance payments (actuals to date)	\$204,412.01
\$ total of utility assistance payments (actuals to date)	\$60,697.17
\$ total of rental application fee payments (actuals to date)	0
Impacted or disproportionately impacted populations served (per US Treasury)	174

25. Green Built Alliance

Category: 2 Negative Economic Impact

Expenditure Category: 2.2 Household Assistance: Rent, Mortgage, and Utility Aid

Project Name: Clean Energy Upgrades for Low-Income Households

Initial Award Date: 11/16/2021

Initial Award Amount: \$250,000

Additional Award Date: N/A

Additional Award Amount: N/A

Grant Total: \$250,000

Project Description: Green Built Alliance (GBA) will address negative economic impacts via household assistance through its Clean Energy Upgrades for Low-Income Households project. This project will provide free HVAC upgrades for qualifying low-income households with broken heat pumps or old, inefficient oil, propane, and natural gas furnaces. HVAC upgrades will include high-efficiency heat pumps or mini-splits. GBA will also determine if eligible homes are good candidates for free solar systems and will connect 10 households with a solar installer to be selected through a competitive RFP process. This project is intended to serve 40 households and will evaluate modeled energy cost savings and actual savings generated from HVAC repairs/replacements.

Performance Measures:

# of households served: Goal = 45	11
# of heat pump repairs: Goal = 6	2
# of new HVAC systems installed: Goal = 4	8
# of new mini splits installed: Goal = 13	1
# of solar systems installed: Goal = 10	0
Amount of modeled energy cost savings (annually)	0
Amount of actual household utility savings (annually)	0
Average household income of service recipients	\$22,334.89

26. HACA on behalf of Western Carolina Rescue Ministries

Category: 2 Negative Economic Impact

Expenditure Category: 2.24 Addressing Educational Disparities: Aid to High-Poverty

Districts

Project Name: Chosen PODS Summer Camp

Initial Award Date: 6/21/2022

Initial Award Amount: \$50,000

Additional Award Date: N/A
 Additional Award Amount: N/A

Grant Total: \$50,000

Project Description: Housing Authority of the City of Asheville (HACA) will address educational disparities through aid to high-poverty districts through its Chosen PODS Summer Camp program. HACA will engage with community partners including Western Carolina Rescue Ministries to provide a safe and educational camp experience for youth between the ages of 6-14 living in the Southside, Hillcrest, Pisgah View, and Deaverview housing communities. The camp will include math and reading tutoring for campers, in addition to structured recreational activities. The project is intended to help break the cycles of poverty and close the achievement gap for over 140 at-risk youth by providing a two-month long summer camp.

Performance Measures:

# of Service Recipients to date (youth served): Goal = 140	113
# of Youth Impact Workers employed: Goal = 18	26
Camper attendance rate: Goal = 75%	85%
# of campers reporting a positive change in attitude regarding their ability to achieve academic success: Goal = 75%	85%

27. Haywood Street Community Development, Inc.

Category: 2 Negative Economic Impact
 Expenditure Category: 2.15 Housing Support: Affordable Housing
Project Name: West Haywood Street Apartments Deeply Affordable Housing
 Initial Award Date: 2/1/2022
 Initial Award Amount: \$749,000
 Additional Award Date: N/A
 Additional Award Amount: N/A

Grant Total: \$749,000

Project Description: Haywood Street Community Development (HSCD) will deliver affordable housing through its West Haywood Street Apartments Deeply Affordable Housing project. HSCD will build 41 deeply affordable apartments, providing 1, 2, and 3-bedroom units to residents with incomes at or below 80% AMI in-perpetuity. At least 21 units will be reserved for Housing Choice Voucher holders, who will be referred to the HSCD apartments by the Housing Authority of the City of Asheville and other partners. The project will provide deeply affordable housing for up to 63 Asheville residents. Construction of the development is slated to be completed by February 2025 with the goal of full occupancy by May 2025.

Performance Measures:

# of units completed (Goal = 41)	0
# of units currently leased (Goal = 41)	0
# of total occupants (Goal = 63)	0
# of units leased to tenants with incomes at or below 50% AMI (target = 21)	0
# of units leased to tenants with incomes at or below 80% AMI (target = 41)	0

28. Helpmate, Inc

Category: 2 Negative Economic Impact

Expenditure Category: 2.16 Housing Support: Services for Unhoused

Project Name: Emergency Shelter for Domestic Violence Survivors

Initial Award Date: 7/19/2022

Initial Award Amount: \$2,000,000

Additional Award Date: N/A

Additional Award Amount: N/A

Grant Total: \$2,000,000

Project Description: Helpmate will provide housing support services for unhoused persons through its Emergency Shelter for Domestic Violence Survivors Project. This project includes the construction of the new shelter, which will double the availability of emergency shelter for domestic violence survivors in Buncombe County. Project funds will support costs associated with site infrastructure, architectural design, structural engineering, construction, finishing, furnishing and related costs to build a 25-30,000 sq. ft. domestic violence shelter on land owned by the organization. With 42 shelter beds plus a multi-purpose space for overflow, Helpmate will have capacity to serve 475 adults and children per year in the new facility.

Performance Measures:

# of service recipients (currently sheltered): Goal = 225	194
% of total Helpmate clients utilizing shelter program	7%
% of survivors safely exiting the new shelter: Goal = 75%	0
# of adults and children served in new shelter (annually): Goal = 475	
# of efficiency units in new shelter: Goal = 25	25
# of beds in new shelter: Goal = 42	42
Anticipated construction end date: December 2024	December 1, 2024
Anticipated date of occupancy of new shelter: January 2025	January 1, 2025

29. Homeward Bound of Western North Carolina, Inc

Category: 2 Negative Economic Impact

Expenditure Category: 2.16 Housing Support: Services for Unhoused Persons

Project Name: Permanent Supportive Housing Expansion

Initial Award Date: 8/3/2021

Initial Award Amount: \$2,000,000

Additional Award Date: 8/31/2021

Additional Award Amount: \$1,000,000

Grant Total: \$3,000,000

Project Description: Homeward Bound of WNC, Inc will address/deliver/support Housing Support: Services for Unhoused Persons through its Permanent Supportive Housing Expansion. Homeward Bound of WNC aims to expand permanent supportive housing through acquisition of a motel for the purpose of renovating it into 85 affordable housing efficiency units to serve chronically homeless. This will be accomplished by utilizing contract funds for property acquisition. The subrecipient will establish a plan for the renovation of the facility into permanent supportive housing apartment units, office space for case managers and program staff, and spaces for community partners to deliver onsite supportive services. Program activities may include establishing a plan for facility operations and delivery of on-site case management, 24-hour staffing, on-site security, and individualized, supportive services focused on housing stabilization, independence, and improving quality of life, to include sustainable financing for operations.

Performance Measures:

Estimated project completion date	December 31, 2023
Update on plans for facility renovation and operations	December 31, 2023
# of Units Completed: Target = 85	0
# of Tenants: Target = 85	0
Housing Retention Rate (% achieving housing stability by either remaining in the program or successfully graduating from the program into other permanent housing): Target = 89%	0

30. Housing Authority of the City of Asheville

Category: 2 Negative Economic Impact

Expenditure Category: 2.15 Housing Support: Affordable Housing

Project Name: Reimagining Deaverview Phase 1

Initial Award Date: 5/3/2022

Initial Award Amount: \$935,286

Additional Award Date: N/A

Additional Award Amount: N/A

Grant Total: \$935,286

Project Description: The Housing Authority of the City of Asheville (HACA) will address negative economic impacts of the pandemic through affordable housing development in the Reimagining Deaverview Phase 1 project. This project is a Rental Assistance Demonstration project in partnership between HACA and co-developer Mountain Housing Opportunities. Reimagining Deaverview Phase 1 is intended to result in 3 new buildings, including 80 to 82 apartments for families with incomes at or below 60% of the Area Median Income. Construction is estimated to be completed by August 2024 with the property in service by December 2024.

Performance Measures:

# of completed units for households with incomes at or below 30% AMI, Goal = 21	0
# of completed units for families with incomes at or below 50% AMI, Goal = 21	0
# of completed units for families with incomes at 50-80% AMI, Goal = 38	0
# of service recipients (number of households housed in new units)	0
# of existing Deaverview Apartments resident households housed in new units	0
# of households on waiting list for future residency	0
% participation by Historically Underutilized Businesses (HUBs), Goal = 25%	0

31. Land of Sky Regional Council

Category: 6. Revenue Replacement

Expenditure Category: 2.4 Household Assistance: Internet Access Programs

Project Name: Connecting All Communities

Initial Award Date: 11/16/2021

Initial Award Amount: \$445,000

Additional Award Date: N/A

Additional Award Amount: N/A

Grant Total: \$445,000

Project Description: Land of Sky Regional Council (LOSRC) will provide household assistance through its Connecting All Communities internet access & digital literacy assistance project. LOSRC will partner with Housing Authority of the City of Asheville (HACA) to increase access to the internet for low-income residents through WIFI installations in public housing communities. LOSRC will also hire a Digital Navigation Coordinator to perform digital literacy community outreach. The project is intended to provide affordable WIFI to 6 HACA public housing sites, serving about 700 residents and support digital literacy to 300 residents, to include mainly senior, homeless, BIPOC, low-income, and rural populations.

Performance Measures:

# of households served to date	808
# of individuals receiving WIFI internet at HACA locations (Goal = 700)	90
# of individuals receiving digital literacy support (Goal = 300)	1,123

32. Loving Food Resources

Category: 2 Negative Economic Impact

Expenditure Category: 2.1 Household Assistance: Food Programs

Project Name: HVAC and Air Filtration System

Initial Award Date: 7/19/2022

Initial Award Amount: \$81,479

Additional Award Date: N/A

Additional Award Amount: N/A

Grant Total: \$81,479

Project Description: Loving Food Resources (LFR) will address negative economic impacts of COVID-19 by avoiding harm to households through its HVAC and Air Filtration System project. LFR is a volunteer-driven food pantry in Buncombe County that serves people with HIV/AIDS as well as those in Home Hospice care. The project is intended to make the food pantry safer for its clientele and volunteers by installing a new HVAC unit to include a purification and ionization system. This new system will help keep LFR's immunosuppressed clients and its volunteers safe from potential airborne contaminants and viruses like COVID-19 while also reducing fuel consumption, energy costs, and CO2 emissions.

Performance Measures:

# of service recipients: Goal = 250	261
# of Buncombe County service recipients: Goal = 100	128
# of volunteers: Goal = 85	91
% increase in self-identified female clients: Goal = 16%	3%
# of total pounds of food served	57,162
# of total meals served: Goal = 1000	602

33. Meals on Wheels of Asheville & Buncombe County

Category: 2 Negative Economic Impact

Expenditure Category: 2.1 Household Assistance: Food Programs

Project Name: Electric Vans and Charging Station for Senior Meal Delivery

Initial Award Date: 7/19/2022

Initial Award Amount: \$125,000

Additional Award Date: N/A

Additional Award Amount: N/A

Grant Total: \$125,000

Project Description: Meals on Wheels of Asheville and Buncombe County (MOW) will address the negative economic impacts of COVID and aid households through its Electric Vans and Charging Station for Seniors Meal Delivery project. MOW serves approximately 500 homebound seniors in Buncombe County, covering roughly 620 miles per week for meal deliveries. Vans deliver bulk meals every weekday to 12 satellite locations throughout Buncombe County. Volunteers then pick up and deliver meals. Through this project, MOW will purchase two electric vans and install an onsite charging station. The project is intended to reduce the cost of fleet maintenance and gas to run the meal delivery program as well as reduce the program’s environmental impact.

Performance Measures:

# of non-duplicative seniors served cumulative: Goal = 400 over one-year performance period	0
# of total meals served cumulative: Goal = 100,000 over one-year performance period	0
% reduction in gas cost compared year-over-year	0
% reduction of fleet maintenance costs year-over-year	0
# metric tons of CO2 emissions reduced	0

34. Mountain BizCapital Inc dba Mountain BizWorks

Category: 2 Negative Economic Impact

Expenditure Category: 2.32 Business Incubators and Start-Up

Project Name: Expanding Mountain Community Capital Fund

Initial Award Date: 11/16/2021

Initial Award Amount: \$1,250,000

Additional Award Date: N/A

Additional Award Amount: N/A

Grant Total: \$1,250,000

Project Description: Mountain BizWorks (MBW) will address negative economic impacts by providing start-up and expansion support through its Mountain Community Capital Fund (MCCF) project. MBW will use Recovery Funds to make loans to small businesses founded by low-income entrepreneurs who lack sufficient credit or collateral to access the needed capital to retain and create jobs. At the time each loan is made, MBW will expense an amount equal to 85% of the new loan or \$75,000, whichever is less, to the MCCF to serve as collateral offset/loan guarantee and thereby overcoming the credit/collateral barrier faced by many low-income entrepreneurs. This investment is intended to provide direct loans to 90 businesses and create or retain 320 jobs.

Performance Measures:

# of small businesses served, Goal = 90	0
\$ issued in direct loans, Goal = \$1,350,000	0
\$ contributed to MCCF, Goal = \$1,150,000	0
# of jobs created/retained, Goal = 320	0
# of businesses expanded, Goal = 77	0
# of new businesses created, Goal 14	0
Number of workers enrolled in sectoral job training programs	0
Number of workers completing sectoral job training programs	0

35. Mountain BizWorks

Category: 2 Negative Economic Impact

Expenditure Category: 2.29 Loans or Grants to Mitigate Financial Hardship

Project Name: One Buncombe Small Business Grants

Initial Award Date: 8/31/2021

Initial Award Amount: \$500,000

Additional Award Date: N/A

Additional Award Amount: N/A

Grant Total: \$500,000

Project Description: One Buncombe grants are focused on providing relief to highly impacted businesses for the purpose of rehiring and retaining employees. Mountain BizWorks will act as the CDFI (Community Development Financial Institution) to administer the program. This program will give preference to businesses that have a strong plan for growing the number of full-time employees employed; can clearly demonstrate revenue reductions due to the pandemic; and could not qualify for Paycheck Protection Program (PPP) or other major relief programs. The maximum grant awards will not exceed \$5,000 per entity (\$2,500 for sole proprietorships). Mountain BizWorks will prioritize equity and service to businesses owned by people of color; women-owned businesses; sole-proprietorships, single-member LLCs, and or other entities with only one employee.

Performance Measures:

# of Applications	193
-------------------	-----

# of Service Recipients (businesses receiving grants): Goal = 100 or more	141
---	-----

\$ Value of Grants: Goal = \$500,000	\$500,000
--------------------------------------	-----------

Grants by Business Size (1-5 employees, 6-10 employees, 11-15 employees, 16-20 employees, 21-24 employees)	1-5 employees = 123 awards, \$472,500 6-10 employees = 13 awards, \$50,000 11-15 employees = 3 awards, \$30,000 16-20 employees = 1 award, \$5,000 21-24 employees = 1 award, \$5,000
--	---

Grants by Job Sector

Agriculture=10, 7%
 Artists, Musicians & Other Performers=10, 7%
 Bars, Restaurants, Cafes, Bakeries, & Other
 Foodservice=14, 10%
 Breweries/Distilleries/Wineries=3, 2%
 Construction and Trades=8, 6%
 Educational and Childcare Services=6, 4%
 Entertainment/Event Venues and Event Services=3, 2%
 Galleries & Museums=0, 0%
 Gyms and Fitness=2, 1%
 Health Services=14, 10%
 Manufacturing=6, 4%
 Media=5, 4%
 Personal Care=12, 9%
 Professional Services=15, 11%
 Real Estate=6, 4%
 Recreation & Tours=4, 3%
 Retail=13, 9%
 Service=7, 5%
 Technology=1, 1%
 Transportation=2, 1%

#/% of Minority-owned Businesses Receiving Funds: Goal = 15%	22%
#/% of Women-owned Businesses Receiving Funds: Goal = 50%	69%
# of Jobs Retained: Goal = 50	253
# of Jobs Rehired: Goal = 25	196.5
# of Jobs Added: Goal = 25	85.5
Number of small businesses served	141

36. Mountain Child Advocacy Center, Inc

Category: 1. Public Health

Expenditure Category: 1.11 Community Violence Interventions

Project Name: Child Trauma Response and Recovery

Initial Award Date: 11/16/2021

Initial Award Amount: \$262,500

Additional Award Date: 7/19/2022

Additional Award Amount: \$400,000

Grant Total: \$662,500

Project Description: Mountain Child Advocacy Center (MCAC) will deliver services to disproportionately impacted communities through its Child Trauma Response and Recovery Project. MCAC will provide child abuse, prevention, advocacy and therapy services free of charge to children and families impacted by trauma. MCAC will program staff and organizational capacity to respond to the impact of COVID-19 on children suffering from trauma and abuse. The project is intended to serve 275 recipients of trauma-informed, evidence-based clinical treatment.

Performance Measures:

# of Service Recipients to date (Goal = 8,000/yr, 24,000 total)	10,709
---	--------

# of service recipients who received advocacy services (Goal = 430/yr, 1,290 total)	490
# of service recipients who received therapy services including assessments and consults: (Goal = 230/yr, 690 total)	300
# of service recipients who received trauma-informed, evidence-based treatment (Goal = 200/year, 600 total)	266
# of school children will receive personal safety lessons (Goal = 7,000/yr, 21,000 total)	9,919
% Average treatment success based on pre and post treatment measures. (Goal = 80%)	54/80 (67.5%)
Dollar amount of the total project spending that is allocated towards evidence-based interventions for the project	\$474,479.78

37. Mountain Housing Opportunities, Inc

Category: 2 Negative Economic Impact

Expenditure Category: 2.15 Housing Support: Affordable Housing

Project Name: Recovery Starts at Home

Initial Award Date: 11/16/2021

Initial Award Amount: \$2,545,231

Additional Award Date: 5/3/2022

Additional Award Amount: \$718,616

Grant Total: \$3,263,847

Project Description: The Recovery Starts at Home project includes construction of 120 units of new affordable rental housing at Lakeshore Villas, located on Heywood Road in Arden, NC. This standalone development will be comprised of 1-, 2- and 3-bedroom units encompassing a range of affordable rents servicing from below 30% Area Median Income (AMI) to a maximum of 80% AMI. Average affordability of all units will be no greater than 60% AMI, and all units will accept Section 8 Housing Vouchers. Property acquisition will occur by December 2021. Construction is estimated to begin by summer 2023 and is estimated to be complete by fall 2024. Complete lease-up is expected by April 2025.

Performance Measures:

Estimated project completion date	April 30, 2025
# of units completed, target=120	0
# of units currently leased, target= 120	0
# of service recipients (total occupants in leased units)	0

38. RHA Health Services, Inc

Category: 1. Public Health

Expenditure Category: 1.12 Mental Health Services

Project Name: All Access to Care and Support

Initial Award Date: 11/16/2021

Initial Award Amount: \$1,300,000

Additional Award Date: N/A

Additional Award Amount: N/A

Grant Total: \$1,300,000

Project Description: RHA Health Services (RHA) will provide mental health services through its All Access to Care and Support project. RHA will increase the hours of operation for the Behavioral Health Urgent Care to resume walk-in crisis services that support adults and children 24/7/365. RHA will provide crisis stabilization and emergency care for people experiencing a mental health/addiction crisis and services for people who desire immediate access to assessment, treatment, and support for behavioral health needs. The project is intended to serve 2,250 clients over 15 months and reduce unnecessary overutilization of hospital and jail settings by people with mental health needs.

Performance Measures:

# of Service Recipients to date (overall number of unduplicated BHUC clients): Goal = 2,250	374 (April 2023)
# of BHUC self-referrals	373
# of BHUC community partner referrals	126
# of BHUC Mission/emergency department referrals	4
# of BHUC EMS referrals	3
# of Law Enforcement drop offs	24
Rate in which Law Enforcement drop offs result in a Mental Health/Substance Abuse level of care recommendation: Goal = 80%	100%
Housing status of individuals triaged	Adult care home=2 Halfway house=12 Group home=1 Unhoused=217 Privately housed=259
# of chronically homeless individuals triaged (not housed for 3 months or more)	217
Disposition of service recipients (Outpatient/Assessments, MCM, Hospital/ED, FBC/Detox, Inpatient, Residential, Shelter, AMA)	Facility Based Crisis= 40 Community Psychiatric Inpatient=1 HPLOC=118 Left/Refused=40 Non-Hospital Detox= 124 Outpatient/Community MHDDSA Services=75 Referred to Non-clinical support=4 Referred to ED=92

39. The Arc of Buncombe County

Category: 2 Negative Economic Impact

Expenditure Category: 2.2 Household Assistance: Rent, Mortgage, and Utility Aid

Project Name: Household Assistance to Intellectually and Developmentally Disabled

Initial Award Date: 11/16/2021

Initial Award Amount: \$50,000

Additional Award Date: 7/19/2022

Additional Award Amount: \$50,000

Grant Total: \$100,000

Project Description: The Arc of Buncombe County, Inc. (Arc/BC) will provide household assistance to I/DD (Intellectual and Developmental Disabilities) citizens and their families/caregivers. The primary focus will be home repairs, rent/mortgage/utility assistance, and counseling/legal assistance to prevent eviction and homelessness. This project will allow Arc/BC to meet “Assistance to Households” client requests 80+% of the time. Arc/BC serves 3,000-5,000 individuals/families each year. All clients/families that receive services from Arc/BC will be 50% or lower than the median area income (based on HUD estimation).

Performance Measures:

# of households receiving rent/mortgage/utility assistance to date	38
# of households receiving home repair assistance to date	0
% annual increase in total individuals/families that receive services Goal = 15%	15%
% of “Assistance to Households” client requests met (overall): Goal = 80%	80%
Number of people or households receiving eviction prevention services (including legal representation)	25
Number of households served (by program if recipient establishes multiple separate household assistance programs)	38

40. The Mediation Center

Category: 1. Public Health

Expenditure Category: 1.11 Community Violence Interventions

Project Name: Maintaining and Adapting the Continuum of Victims' Services

Initial Award Date: 11/16/2021

Initial Award Amount: \$1,000,000

Additional Award Date: N/A

Additional Award Amount: N/A

Grant Total: \$1,000,000

Project Description: The Mediation Center will partner with 3 additional Buncombe County based nonprofits, Pisgah Legal Services, Helpmate, and Our VOICE, to continue to provide critical services to survivors of domestic violence, sexual assault, and child abuse/trauma to respond to disproportionate impacts of COVID-19 while navigating a large gap in Victims of Crime Act (VOCA) funding. The 4 organizations will work collaboratively to provide vital programming for at least 4,500 individuals (including adults & children) per year through 2 years of funding. The impact of combined services will help mitigate child abuse and neglect, intimate partner domestic violence, intergenerational trauma, and homelessness for individuals and families in Buncombe County.

Performance Measures:

# of Service Recipients to date (total for all 4 organizations): Goal = 4,500 per year	9,695
# of families served through The Mediation Center's Family Visitation Program: Goal = 40	54
# of individuals served through The Mediation Center's Family Visitation Program: Goal = 100 (100 adult victims and 71 child victims)	185
# of individuals receiving legal aid from Pisgah Legal Services: Goal = 2,000	4,258
% of Pisgah Legal Services cases for immigrant households: Goal = 20%	29%
% of Pisgah Legal Services cases for households with children: Goal = 65%	73%
# of individuals receiving case management, children's services and/or court advocacy from Helpmate: Goal = 2,000	3,603
# of survivors involved with Child Protective Services receiving support from Helpmate: Goal = 200	312

# of individuals receiving survivor-centered crisis support from Our VOICE: Goal =	1,649
400	
% of survivors utilizing Our VOICE's services who are experiencing homelessness or housing insecurity: Goal = 20%	9%

41. Thrive Asheville, Inc

Category: 2 Negative Economic Impact

Expenditure Category: 2.2 Household Assistance: Rent, Mortgage, and Utility Aid

Project Name: Buncombe Rental Assistance Collaborative (BRAC)

Initial Award Date: 7/19/2022

Initial Award Amount: \$356,571

Additional Award Date: N/A

Additional Award Amount: N/A

Grant Total: \$356,571

Project Description: Thrive Asheville will support rent, mortgage, and utility aid through its Buncombe Rental Assistance Collaborative (BRAC) project. BRAC via Thrive will create a high-functioning ecosystem to ensure that Federal Rental Assistance (FRA) is utilized effectively, becomes widely accepted, and moves tenants to long-term housing stability. The project is intended to move over 200 individuals/families in Buncombe County with FRA over two years while making substantial improvements to current approaches to accessing FRA and increasing future acceptance of FRA by landlords in the county. Thrive will collaborate with 6 partner agencies working with populations across domestic violence, homelessness, veteran, and LGBTQ+ spheres.

Performance Measures:

# of households that can access stable housing through FRA assistance: Goal =	34
110	
% of tenants that successfully complete a tenant readiness curriculum, which successfully results in reduced tenant-landlord conflict and fulfillment of lease terms and long-term stability: Goal = 80%	100%
% of landlords that will renew in a second year for the program: Goal = 80%	0
% of tenants surveyed that report an improved quality of life: Goal = 80%	0
# of new units of housing accessed that are multifamily housing units: Goal = 10	0

42. United Way of Asheville & Buncombe County, Inc

Category: 6. Revenue Replacement

Expenditure Category: 1.14 Other Public Health Services

Project Name: School-Based Health Centers: Supporting Health/Educational Equity

Initial Award Date: 7/19/2022

Initial Award Amount: \$1,365,895

Additional Award Date: N/A

Additional Award Amount: N/A

Grant Total: \$1,365,895

Project Description: United Way of Asheville and Buncombe County (UWABC) will address public health and educational outcomes and reduce disparities exacerbated by the COVID-19 pandemic through its School-Based Health Centers (SBHC) project. UWABC will establish and operate SBHCs at three public middle schools. SBHCs will be integrated into the Community School model, which provides on-site support services intended to improve physical, mental, and behavioral health outcomes for students. The project is intended to increase student participation in healthcare and education and decrease rates of disease, disability, and other health complications.

Performance Measures:

# of Service Recipients to date	792
% reduction of the average number of students not returning to class after an SBHC visit: Goal = 10%	97%
% reduction in the average number of school days missed by students with care managed chronic health conditions: Goal = 10%	100%
% of enrolled students that will receive a Rapid Assessment for Adolescent Prevention Services (RAAPS): Goal = 90%	48%
% of enrolled students covered by Medicaid that will receive CPE Exams within the grant period: Goal = 80%	63%
% of enrolled students that will have up-to-date immunizations per national (ACIP) guidelines for adolescent vaccines: Goal = 90%	50%
% of enrolled students that will receive a Body Mass Index (BMI) assessment and documentation for an underweight, normal, overweight, or obese status: Goal = 90%	100%
% of enrolled students with ADD/ADHD that will receive a documented behavioral intervention/medication treatment plan: Goal = 90%	84%
% of enrolled students with depression and/or anxiety that will receive a documented psychosocial assessment and treatment plan with follow-up: Goal = 90%	67%

43. Verner, Inc dba Verner Center for Early Learning

Category: 2 Negative Economic Impact

Expenditure Category: 2.14 Education Assistance: Early Learning

Project Name: Supporting Early Head Start Families With Flexible Extended Care

Initial Award Date: 8/31/2021

Initial Award Amount: \$419,309

Additional Award Date: N/A

Additional Award Amount: N/A

Grant Total: \$419,309

Project Description: Verner Center for Early Learning will use this funding to accomplish the primary project goals of increasing the number of families able to access EHS programming, increase the length of attendance of children participating in EHS, and improving family progress towards their own goals and impact on their employment. The project will accomplish these goals by employing teachers, Family Advocates and ECB Specialists to facilitate the project, extend EHS program by 3.5 hours per day, have Family Advocates meet with families at least twice per school year to perform a Family Needs Assessment, and partner with community organizations for enrollment and participant referrals.

Performance Measures:

# of Service Recipients (Children) to date: Goal = 88 Children (once building is fully operational)	41
---	----

% of Enrolled EHS Families Utilizing Extended Hours: Goal = 75%	58%
% of Average Daily Attendance of EHS Participants: Goal = 85%	83%
# of EHS Families Obtaining Goals Set Towards Obtaining or Furthering Employment: Goal = 20 families	31
# of EHS Families Obtaining Goals Set Towards Education or Job Training: Goal = 20 families	4
# of Students Participating in Evidence-based Tutoring Programs (if any)	22

44. W4H Asheville dba Working Wheels

Category: 2 Negative Economic Impact

Expenditure Category: 2.37 Other Economic Support

Project Name: Affordable Vehicle Repairs for Families in Need

Initial Award Date: 11/16/2021

Initial Award Amount: \$92,400

Additional Award Date: N/A

Additional Award Amount: N/A

Grant Total: \$92,400

Project Description: Working Wheels (WW) will address negative economic impacts of COVID-19 by providing economic support through the expansion of their Vehicle Repair Program. Working Wheels will invest up to \$1,200 in each vehicle eligible for repair, while program participants contribute 10% of repair costs. All vehicle assessments and repairs will be performed by partner mechanic shops. WW will partner with 7 referral organizations including, Asheville Housing Authority, Buncombe County Re-Entry Council, OpenDoors of Asheville, Pisgah Legal Services, the YWCA of Asheville, the YMI Cultural Center, and Colaborativa la Milpa. Each of these organizations work with a high percentage of Black and Latinx clients and will refer clients over a two-year period.

Performance Measures:

# of Service Recipients to date (households receiving a car repair): Goal 100	51
\$ amount of program contributed repairs (thru Vehicle Repair Program) to date	\$46,778.02
Average cost of vehicle repair: Goal = \$800	\$917.00
# of referral partner agencies: Goal = 7	7
% of Black households receiving car repairs: Goal = 60% of total	63.0%
% of Latinx households receiving car repairs: Goal = 10% of total	22.0%

45. WeGiveAShare, Inc dba Equal Plates Project

Category: 6. Revenue Replacement

Expenditure Category: 2.1 Household Assistance: Food Programs

Project Name: Community Kitchen

Initial Award Date: 11/16/2021

Initial Award Amount: \$160,000

Additional Award Date: N/A

Additional Award Amount: N/A

Grant Total: \$160,000

Project Description: We Give A Share (WGAS dba Equal Plates Project) will address/deliver/support Household Assistance: Food Programs through its Community Kitchens. WGAS will deliver household assistance through food programs to provide free and healthy meals to individuals experiencing food insecurity through its Community Kitchen projects. WGAS will source top-quality ingredients from local farms to prepare scratch-made, nutritious meals. Southside will be upfitted to include new oven equipment, and operations will be expanded to a second commercial kitchen to support the growth of WGAS' meal distribution. Locally sourced, scratch made meals will be distributed to food-insecure individuals and partner organizations serving target populations.

Performance Measures:

Number of households served (by program if recipient establishes multiple separate household assistance programs).	8,239
Total # of Meals Distributed: Goal = 124,675	71,098
# of meals produced for individuals experiencing food insecurity (e.g., public housing and homeless shelters): Goal = 43,200 cumulative	11452
# of meals produced for contract partners (e.g., schools and early learning programs): Goal = 81,475 cumulative	56,492

46. YMI Cultural Center

Category: 2 Negative Economic Impact
 Expenditure Category: 2.37 Other Economic Support
Project Name: Historic Preservation
 Initial Award Date: 7/19/2022
 Initial Award Amount: \$1,000,000
 Additional Award Date: N/A
 Additional Award Amount: N/A

Grant Total: \$1,000,000

Project Description: YMI Cultural Center will deliver other economic support through its Historic Preservation project. The YMI is undertaking a project to repair and enhance its building, a historic property and local landmark located on South Market Street in Asheville. The building is a little-altered two and a half story brick and pebbledash building built in 1892-1893 designed by architect Richard Sharp Smith. The YMI was founded by George Vanderbilt at the urging of Edward L. Stephens, principal of Asheville's first school for Black students, Catholic Hill School, as a community center for Black citizens. The project is intended to preserve cultural history and position YMI for increased program and service capacity and community engagement.

Performance Measures:

# of service recipients/YMI Cultural Center members (goal = 100)	0
# of square feet in renovated building, including three stories plus basement (goal = 18,900)	0
% of square footage used for programs: Goal = 70%	0
# of visitors attending community events hosted at YMI (goal = 250)	0

47. YTL Training Program

Category: 2 Negative Economic Impact
 Expenditure Category: 2.27 Addressing Impacts of Lost Instructional Time
Project Name: Closing the Gap and Building Resiliency
 Initial Award Date: 7/19/2022

Initial Award Amount: \$200,000

Additional Award Date: N/A

Additional Award Amount: N/A

Grant Total: \$200,000

Project Description: YTL Training Program will address the impacts of lost instructional time through its Closing the Gap and Building Resiliency project. YTL will provide summer camp and after school programming to youth ages 6-18. Programming will include academic tutoring and STEAM (science, technology, engineering, arts, and math). YTL will also deliver community programming to increase understanding of Adverse Childhood Experiences and promote strategies to help mitigate the generational impacts of trauma. The project is intended to promote academic growth, increase student attendance, reduce in-school discipline, increase parent engagement, and increase resiliency.

Performance Measures:

# of service recipients (participants ages 6-18): Goal = 75	70
% of summer program participants that maintain or increase their reading skill by at least one (1) grade level: Goal = 80%	80 %
% if summer program participants that are two (2) grade levels behind will see at least 1.5 years academic growth: Goal=80%	90%
# of after-school program participants that increase attendance at school: Goal = 30	15
# of after school program participants that see fewer discipline or office referrals: Goal = 30	15



Refer to corresponding number on pages 17-48 of the Recovery Plan Report for details of project shown.



10



25



29



12

LET'S TALK

COVID TREATMENT OPTIONS

WATCH THE LIVE RECORDING IN ENGLISH & SPANISH HERE.

COMMUNITYNEWS

13

MASKING IN BUNCOMBE COUNTY

11

WHILE SUPPLIES LAST!

OFFERING \$100 INCENTIVE CARDS FOR THOSE RECEIVING THEIR FIRST COVID-19 DOSE

COME GET YOUR SHOT BEFORE YOU MISS THIS OPPORTUNITY

26

BUNCOMBE COUNTY IS INVESTING IN AMERICAN RESCUE PLAN RESOURCES TO STRENGTHEN EDUCATIONAL SUPPORT

Refer to corresponding number on pages 17-48 of the Recovery Plan Report for details of project shown.

31

Sign up for
FREE
INTERNET
here



38

C3356
COMPREHENSIVE
CARE CENTER



356 Biltmore

32

BUNCOMBE COUNTY IS INVESTING
IN AMERICAN RESCUE PLAN RESOURCES

TO STRENGTHEN HEALTH AND WELL-BEING

39



45

Statement
Necklace,
Amplified.

Sala Menaya-Merritt
creates out loud

BUNCOMBE COUNTY IS INVESTING
IN AMERICAN RESCUE PLAN RESOURCES


TO STRENGTHEN LOCAL ECONOMIES

35

CRAFT FAIR

45

Thank you
for the
delicious food.



44



BUNCOMBE COUNTY IS INVESTING
IN AMERICAN RESCUE PLAN RESOURCES

TO STRENGTHEN ECONOMIC SUPPORT

NATIONAL ASSOCIATION OF COUNTIES **NACo**

46



41



47



RENTAL ASSISTANCE

24 ARE YOU STRUGGLING TO PAY YOUR RENT? You're not alone & it's not your fault!

23

YOUR BUSINESS, OUR COMMUNITY
EAGLE MARKET STREETS DEVELOPMENT CORPORATION
TU NEGOCIO, NUESTRA COMUNIDAD



Refer to corresponding number on pages 17-48 of the Recovery Plan Report for details of project shown.