

Jail Diversion & Prison Re-entry

Overview

Department Division: *Justice Services*

Contract Name: *FY22 Jail Diversion & Prison Re-entry*

Supplier Name: *RHA Health Services Inc.*

Funding Source: *County Funds*

Contract Period: *July 1, 2021 through June 30, 2022*

Reporting Frequency: *Quarterly*

Contract Synopsis: Jail diversion serves individuals who are in custody within the Buncombe County Detention Facility with serious and persistent mental health disorders (SPMI) and/or substance use disorder with the goal to connect justice involved individuals to appropriate behavioral health resources, reduce the jail population, and reduce recidivism.

Prison re-entry serves and supports individuals that were formerly incarcerated in NC Department of Public Safety prison facilities at high risk for recidivism with the goal of providing comprehensive supports to those transitioning from prison to community to reduce recidivism.

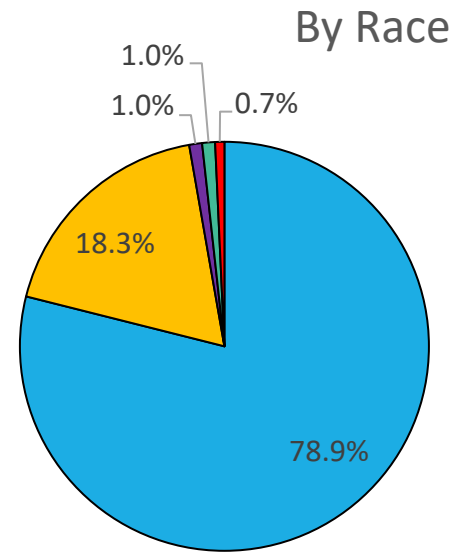
Reporting Highlights:

- *720 total diversion plans presented to service providers*
- *404 total diversion plans presented to Courts*
- *217 total diversion plans accepted by the Courts*
- *217 total clients released to treatment (inpatient, detox, residential and/or outpatient)*

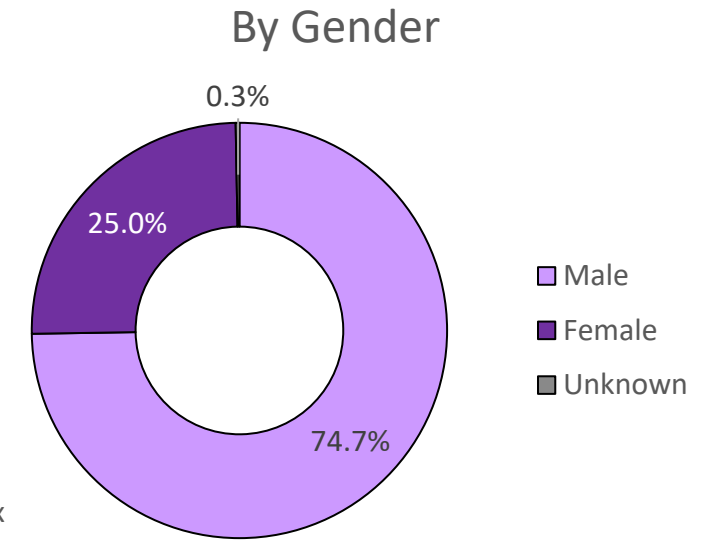


How much did we do?

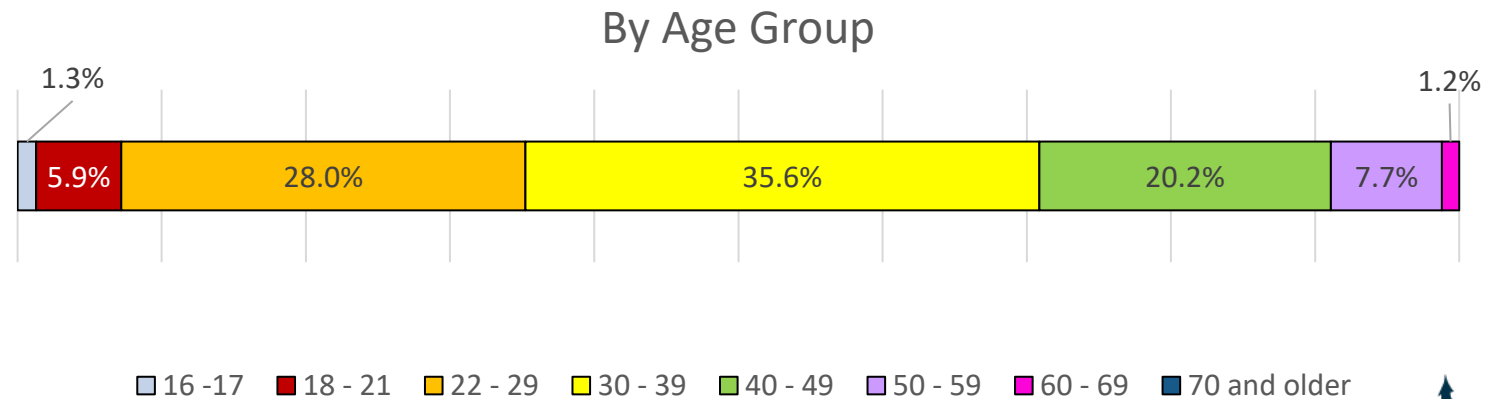
- Total number of GAINS: 689
- Total number of unduplicated GAINS: 656
- 78.9% identified as White and 18.3% identified as Black or African Americans
- 74.7% identified as males and 25.0% identified as female
- Those aged 30 to 39 made up 35.6% of GAINS and those aged 22 to 29 years made up 28.0%



- White
- Black or African American
- American Indian or Alaska Native
- Multiracial
- Hispanic or Latinx



- Male
- Female
- Unknown

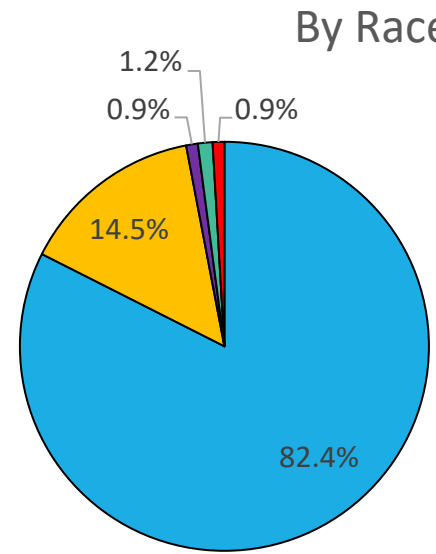


- 16 - 17
- 18 - 21
- 22 - 29
- 30 - 39
- 40 - 49
- 50 - 59
- 60 - 69
- 70 and older

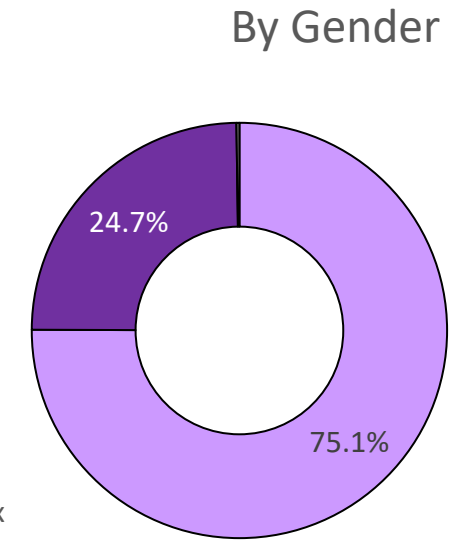


How much did we do?

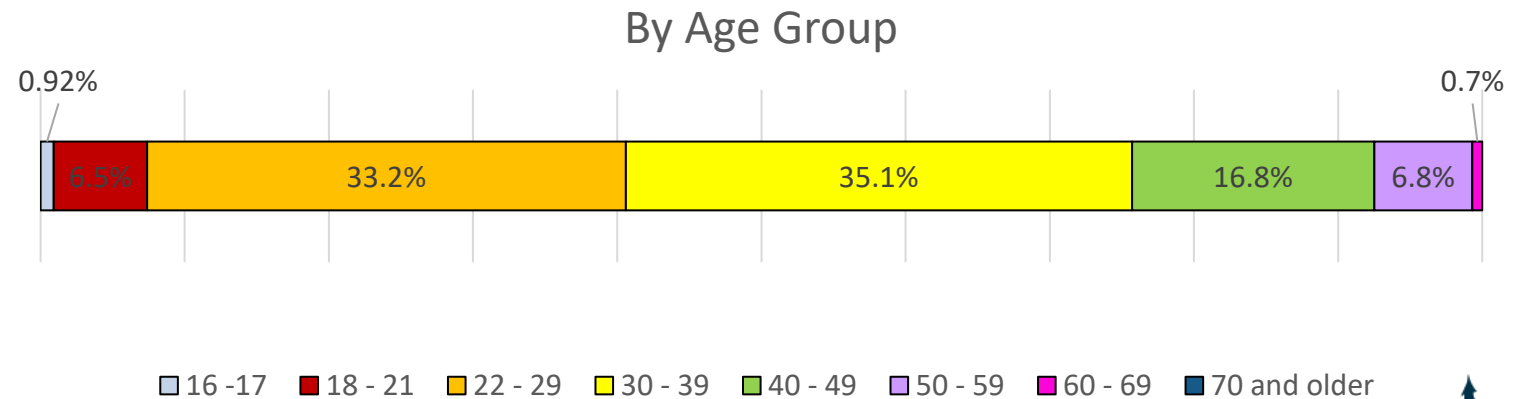
- 433 diversion plans presented to service providers
- 82.4% identified as White and 15% identified as Black or African Americans
- 75.1% identified as males and 24.7% identified as female
- Those aged 30 to 39 made up 35.1% of all plans presented and those aged 22 to 29 years made up 33.2%



- White
- Black or African American
- American Indian or Alaska Native
- Multiracial
- Hispanic or Latinx



- Male
- Female
- Unknown

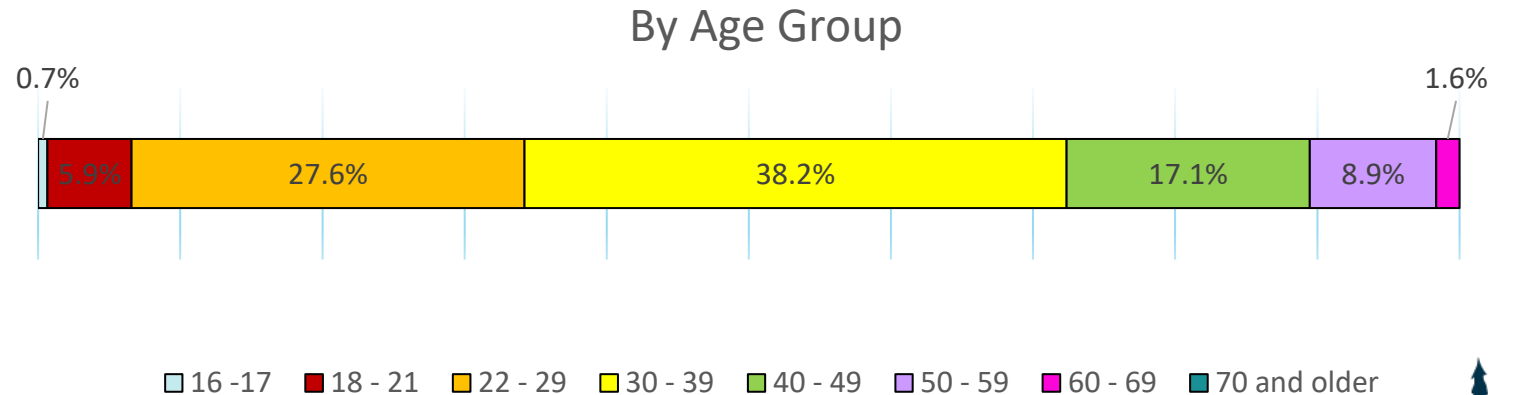
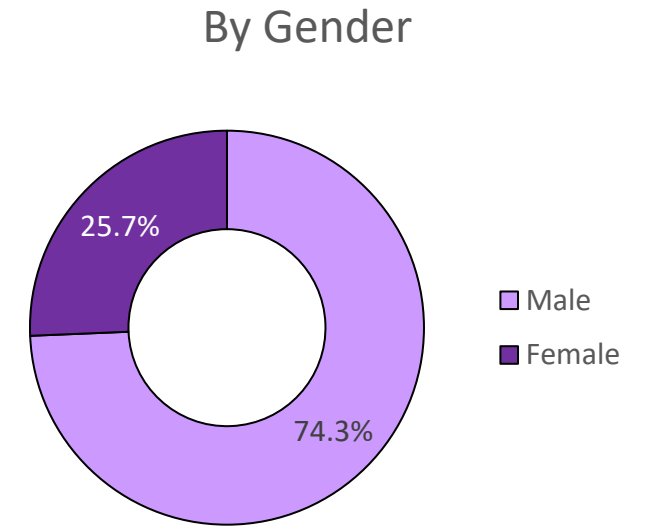
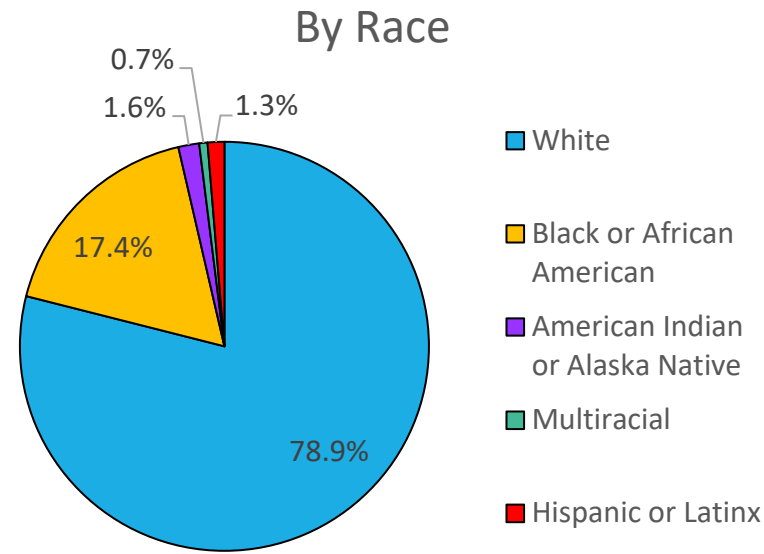


- 16 - 17
- 18 - 21
- 22 - 29
- 30 - 39
- 40 - 49
- 50 - 59
- 60 - 69
- 70 and older



How much did we do?

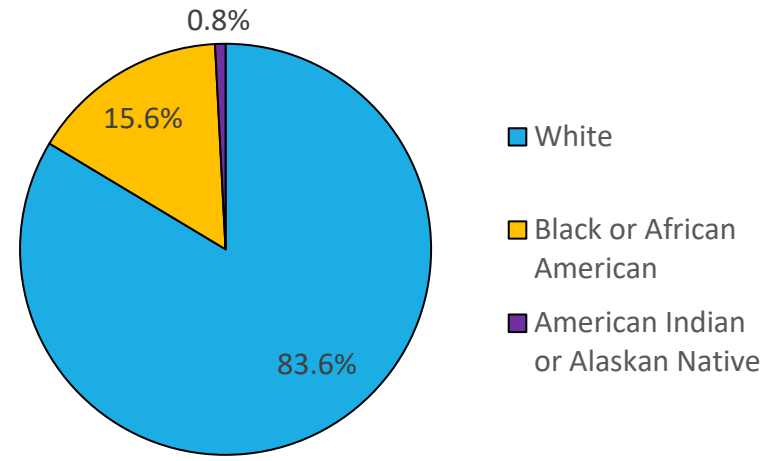
- 304 diversion plans presented to Courts
- 78.9% identified as White and 17.4% identified as Black or African Americans
- 74.3% identified as males and 25.7% identified as female
- Those aged 30 to 39 made up 38.2% of all plans presented and those aged 22 to 29 years made up 27.6%



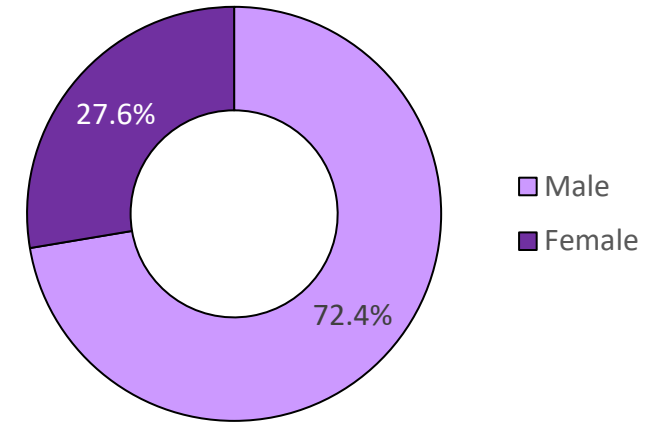
Is anyone better off?

- 123 diversion plans accepted by the Courts
- 83.6% identified as White and 15.6% identified as Black or African Americans
- 72.4% identified as males and 27.6% identified as female
- Those aged 30 to 39 made up 33.3% of all plans and those aged 22 to 29 years made up 32.6%

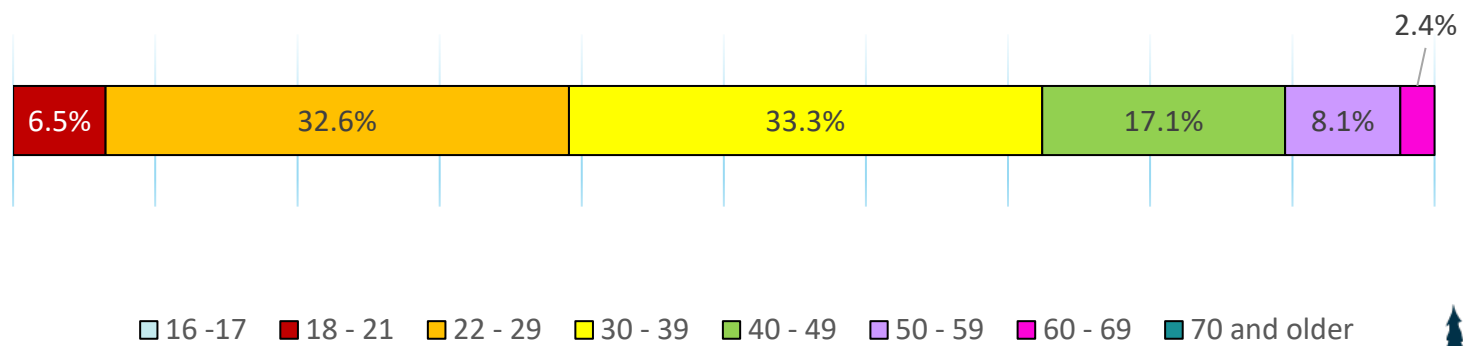
By Race



By Gender



By Age Group

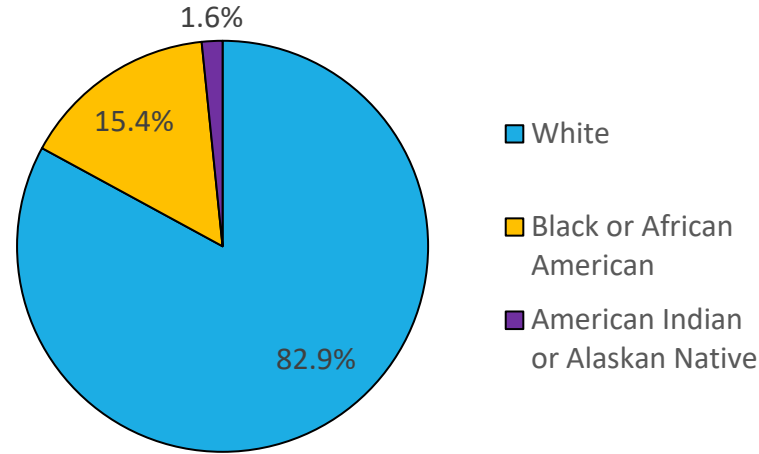


Is anyone better off?

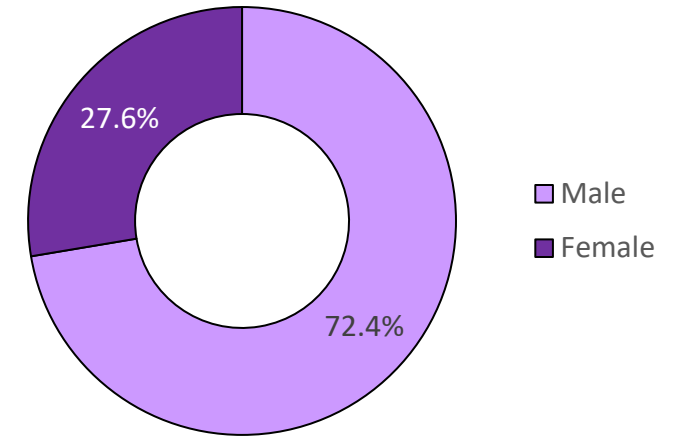
- 123 clients released to treatment (inpatient, detox, residential and/or outpatient)*
- 82.9% identified as White and 15.4% identified as Black or African Americans
- 72.4% identified as males and 27.6% identified as female
- Those aged 30 to 39 made up 33.3% of all clients released to treatment and those aged 22 to 29 years made up 32.5%

*Acceptance into program and release from program can occur in different quarters

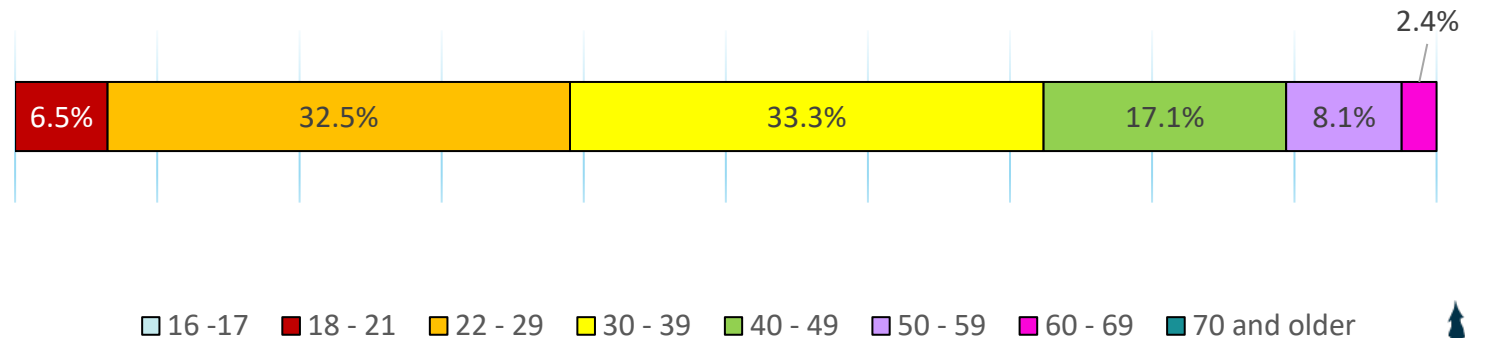
By Race



By Gender



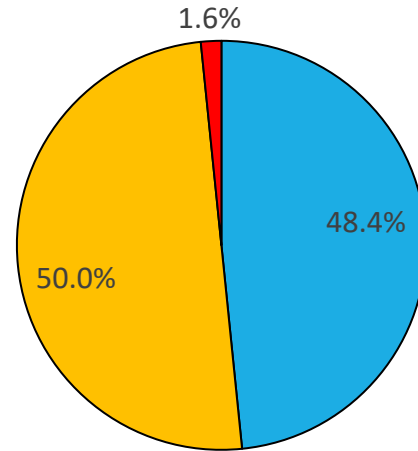
By Age Group



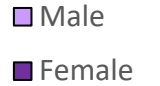
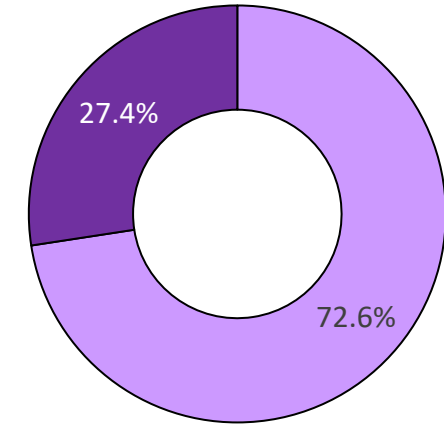
How much did we do?

- 62 unduplicated group participants
- 48.4% identified as White and 50.0% identified as Black or African Americans
- 72.6% identified as males and 27.4% identified as female
- Those aged 30 to 39 made up 37.1% of all unduplicated group participants and those aged 22 to 29 years made up 32.3%


By Race



By Gender



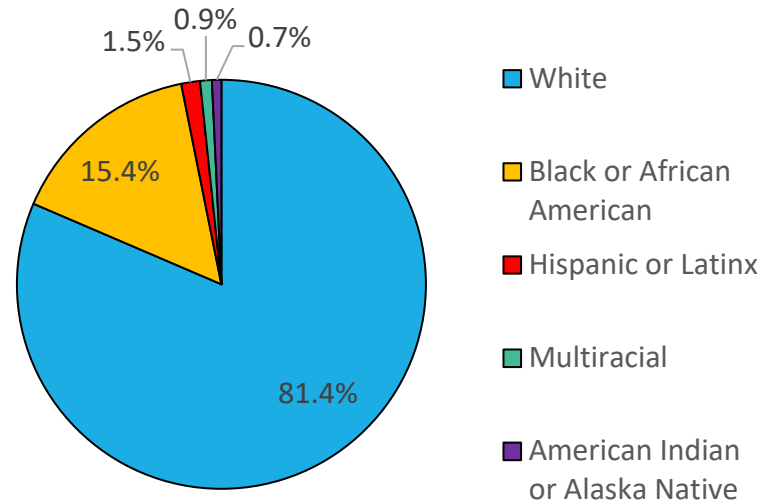
By Age Group



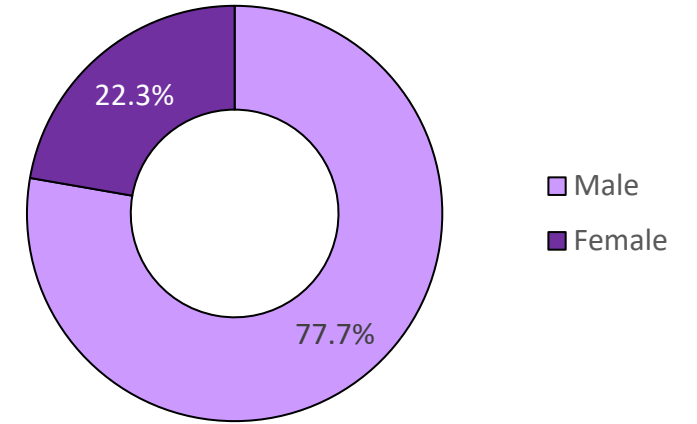
Substance Use Disorder Clients: How much did we do?

- Total number of GAINS: 539
- Total number of unduplicated GAINS: 528
- 81.4% identified as White and 15.4% identified as Black or African Americans
- 77.7% identified as males and 22.3% identified as female
- Those aged 30 to 39 made up 35.6% of GAINS and those aged 22 to 29 years made up 28.0%

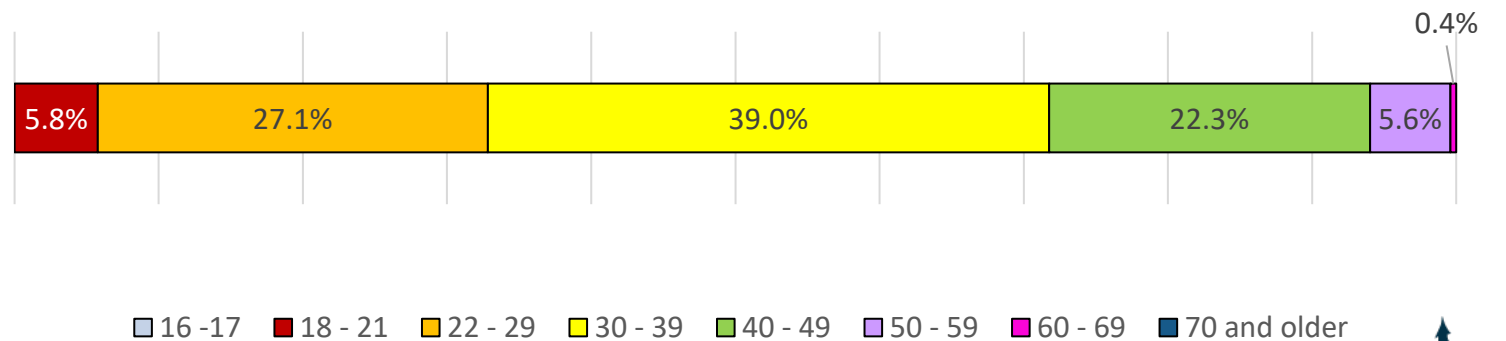
By Race



By Gender

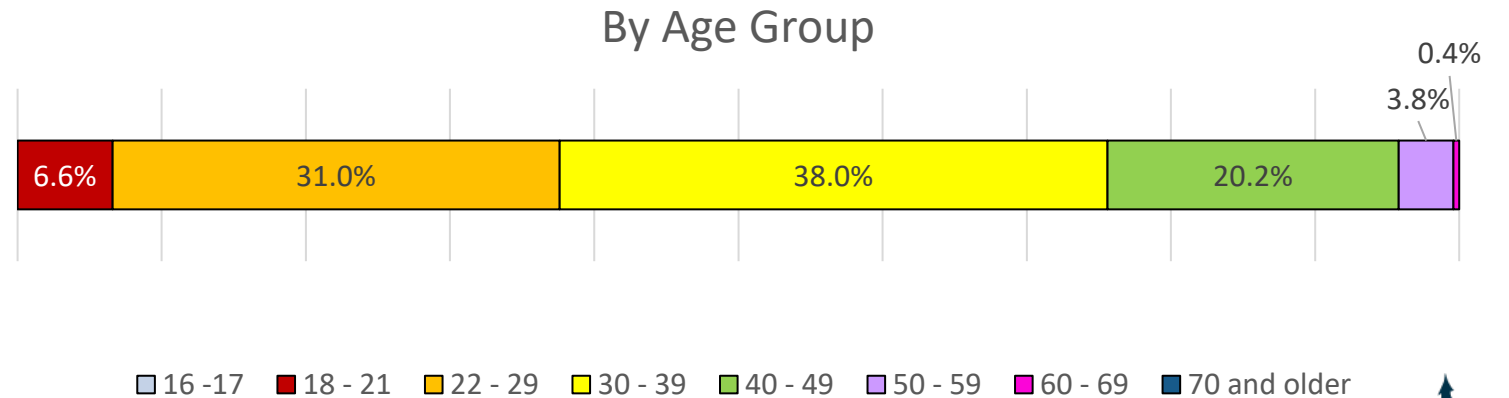
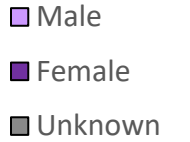
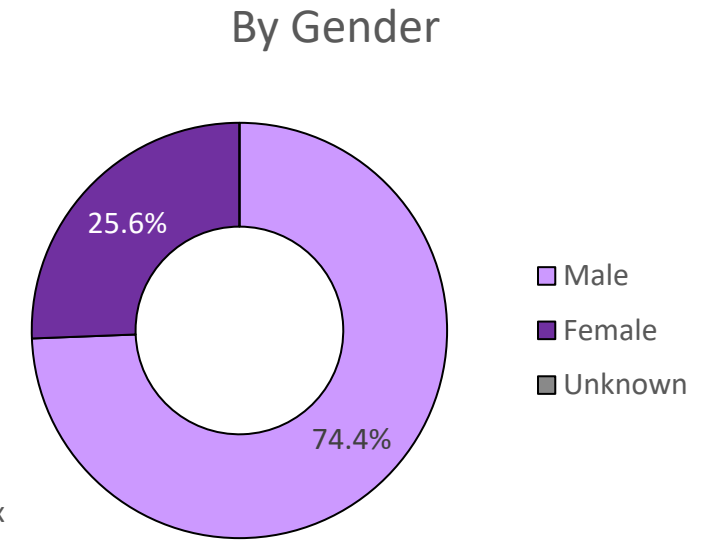
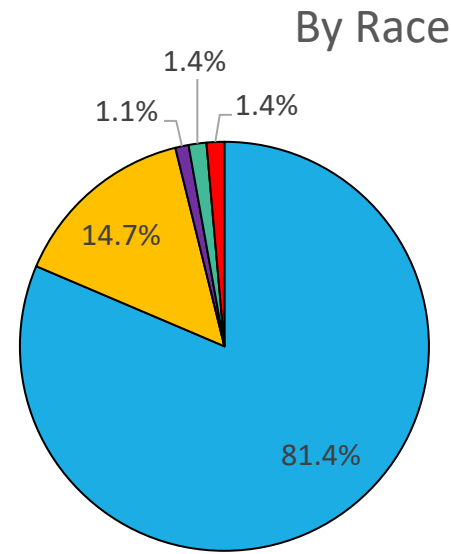


By Age Group



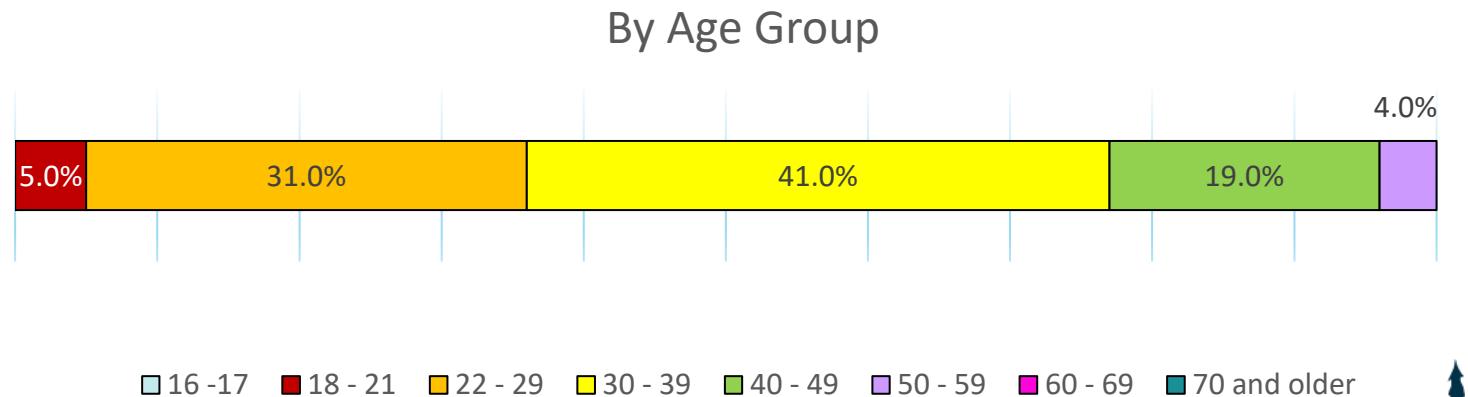
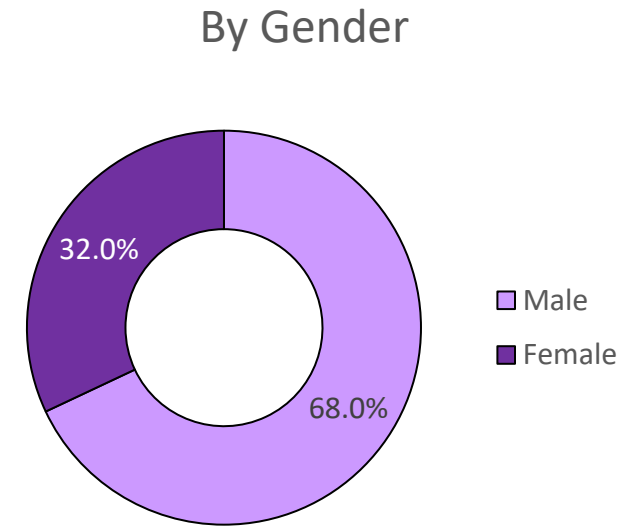
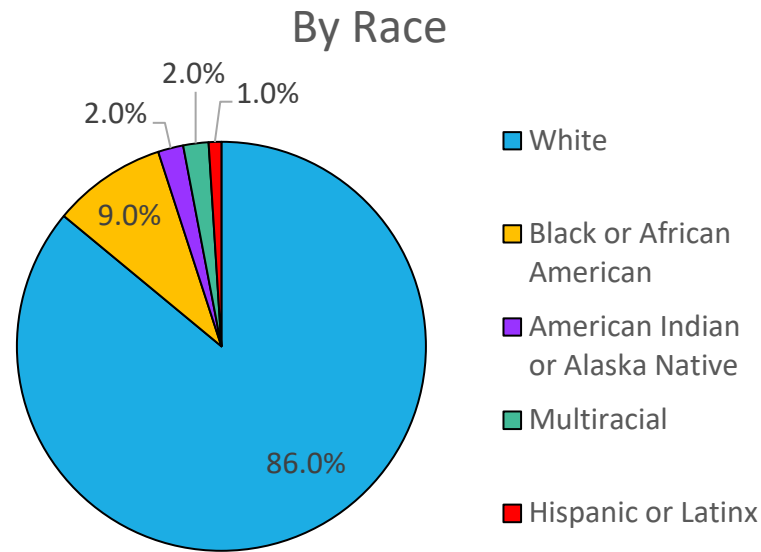
Substance Use Disorder Clients: How much did we do?

- 287 diversion plans presented to service providers
- 81.4% identified as White and 14.7% identified as Black or African Americans
- 74.4% identified as males and 25.6% identified as female
- Those aged 30 to 39 made up 38.0% of all plans presented and those aged 22 to 29 years made up 31.0%



Substance Use Disorder Clients: How much did we do?

- 100 diversion plans presented to Courts
- 86.0% identified as White and 9.0% identified as Black or African Americans
- 68.0% identified as males and 32.0% identified as female
- Those aged 30 to 39 made up 41.0% of all plans presented and those aged 22 to 29 years made up 31.0%



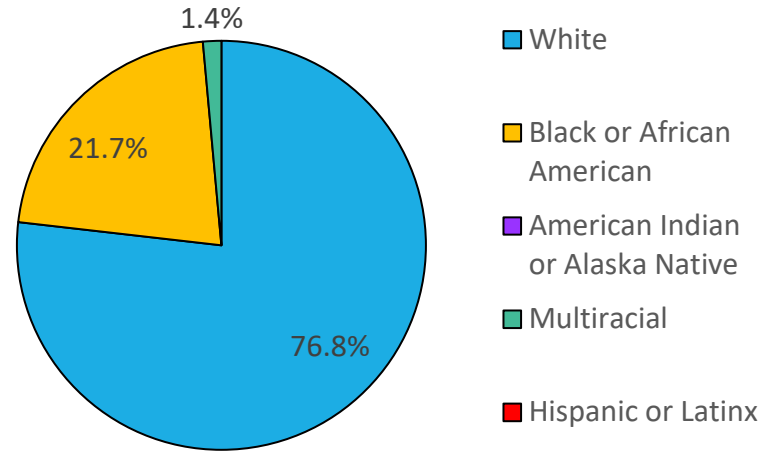
Substance Use Disorder Clients: How much did we do?

- 69 individuals did not meet the criteria for participation

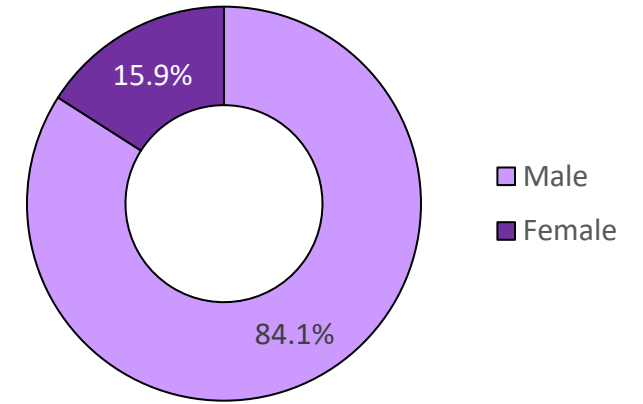
Of those who did not meet the criteria for participation:

- 76.8% identified as White and 21.7% identified as Black or African Americans
- 84.1% identified as males and 15.9% identified as female
- Those aged 30 to 39 made up 37.7% of all individuals who did not meet the criteria and those aged 22 to 29 years made up 29.0%

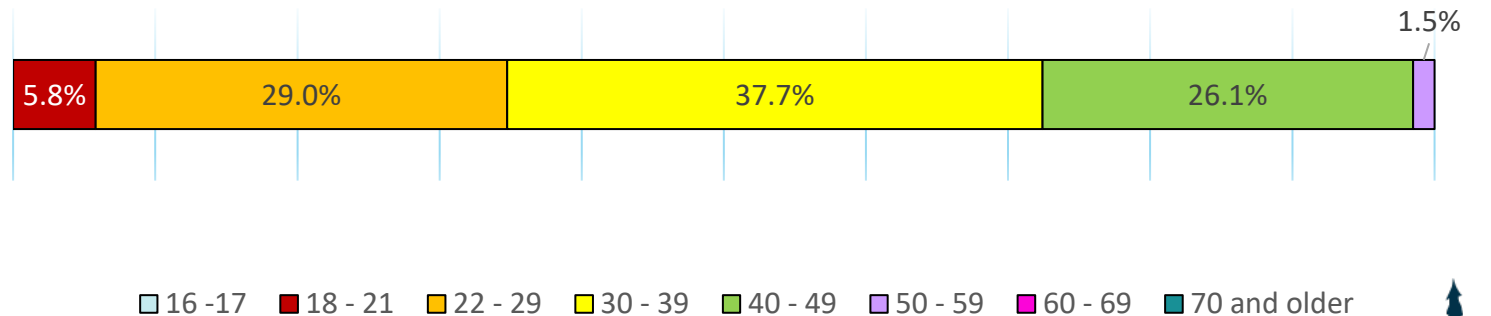
By Race



By Gender

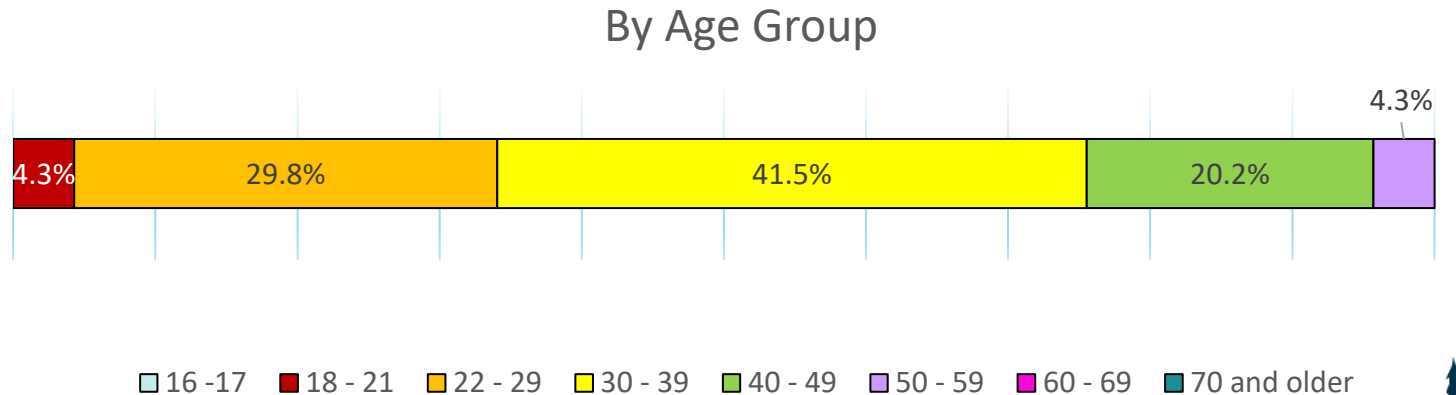
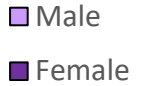
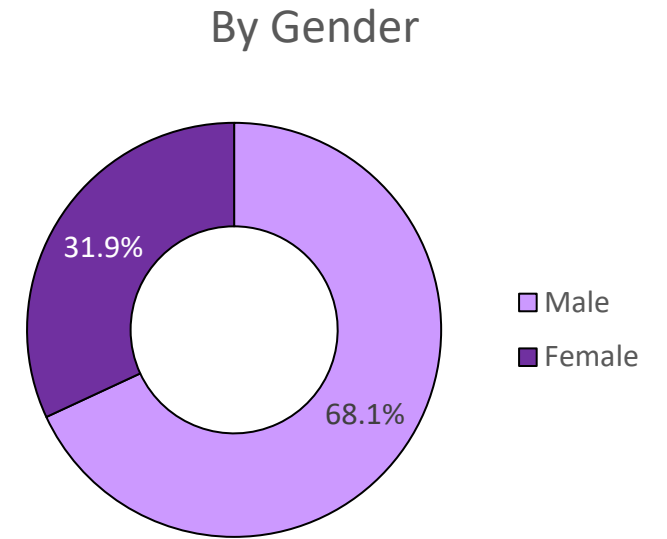
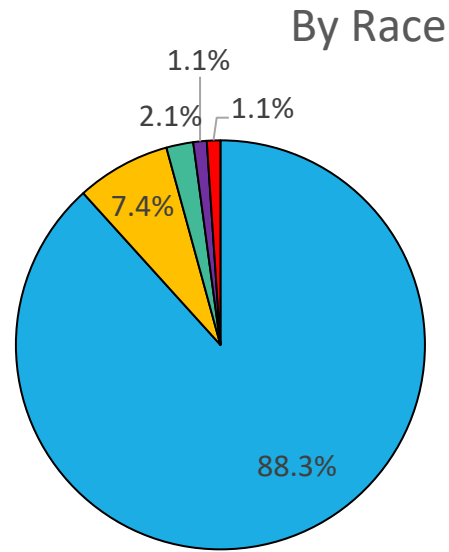


By Age Group



Substance Use Disorder Clients: Is anyone better off?

- 94 diversion plans accepted by the Courts
- 88.3% identified as White and 7.4% identified as Black or African Americans
- 68.1% identified as males and 31.9% identified as female
- Those aged 30 to 39 made up 41.5% of all plans presented and those aged 22 to 29 years made up 29.8%



Substance Use Disorder Clients: Is anyone better off?

- 94 clients released to treatment (inpatient, detox, residential and/or outpatient)*
- 88.3% identified as White and 7.4% identified as Black or African Americans
- 68.1% identified as males and 31.9% identified as female
- Those aged 30 to 39 made up 41.5% of all clients released to treatment and those aged 22 to 29 years made up 29.8%

*Acceptance into program and release from program can occur in different quarters

