

# Family Justice Center – Intake and Intimate Partner Violence Counseling Services

## Overview

**Department Division:** *Family Justice Center*

**Contract Name:** *FJC GCC Helpmate*

**Supplier Name:** *Helpmate Inc.*

**Funding Source:** *Governor’s Crime Commission Grant*

**Contract Period:** *October 1, 2019 through September 30, 2021*

**Reporting Frequency:** *Quarterly*

**Contract Synopsis:** This contract supports the Family Justice Center (FJC) in providing integrated services in one location to better serve survivors of intimate partner violence, sexual assault, human trafficking, elder abuse, and child abuse. This contract provides partial funding for two Helpmate Intake Specialists, one Helpmate Case Manager/Counselor, and one Helpmate Counselor.

### Reporting Highlights:

- *2,294 total new individuals served during reporting period*
- *5,264 interactions with survivors in various personal advocacy and/or accompaniment areas*
- *30,813 emotional support or safety services interactions*
- *1,245 criminal/civil justice system assistance instances*

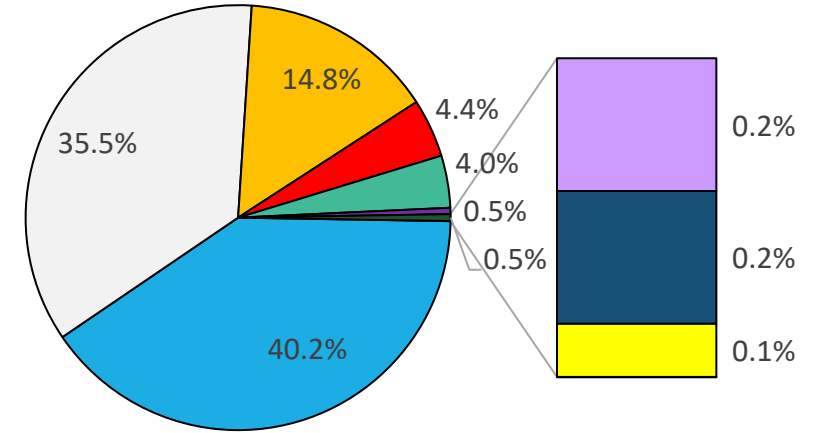


# Client Demographics\*

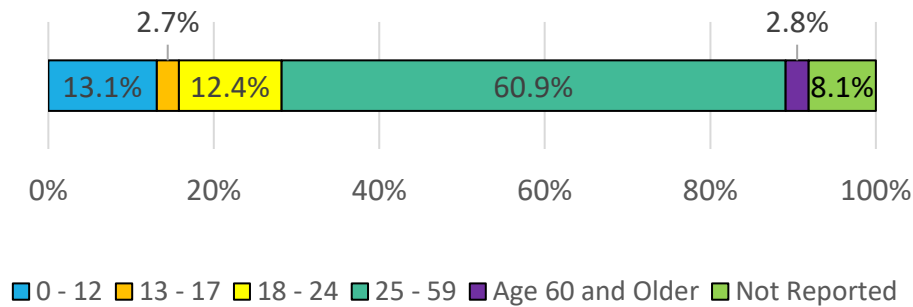
- Total individuals served: 3,781
- Total new individuals served: 2,294

- White
- Not Reported
- Black or African American
- Hispanic or Latinx
- Multiracial
- American Indian or Alaskan Native
- Asian
- Other
- Native Hawaiian or Other Pacific Islander
- Not Tracked

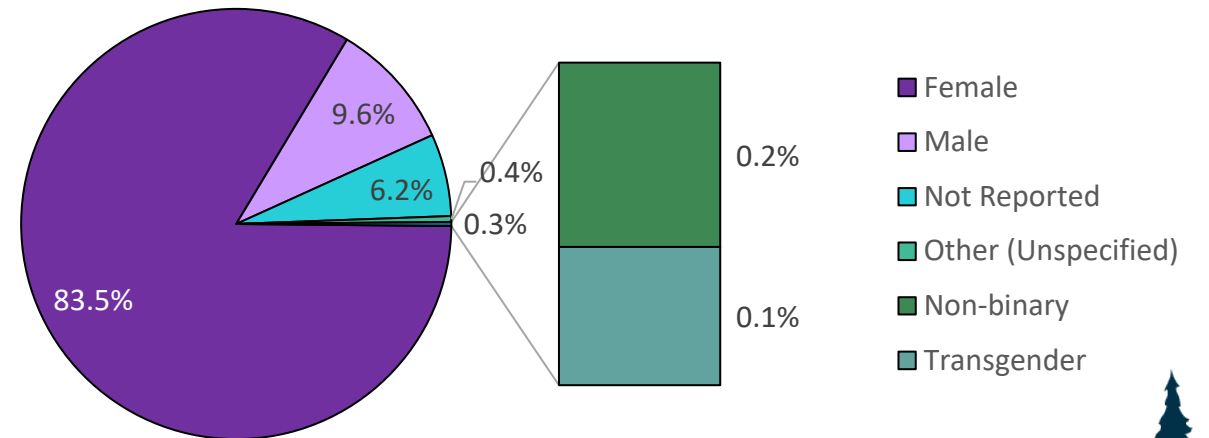
By Race



By Age Group



By Gender



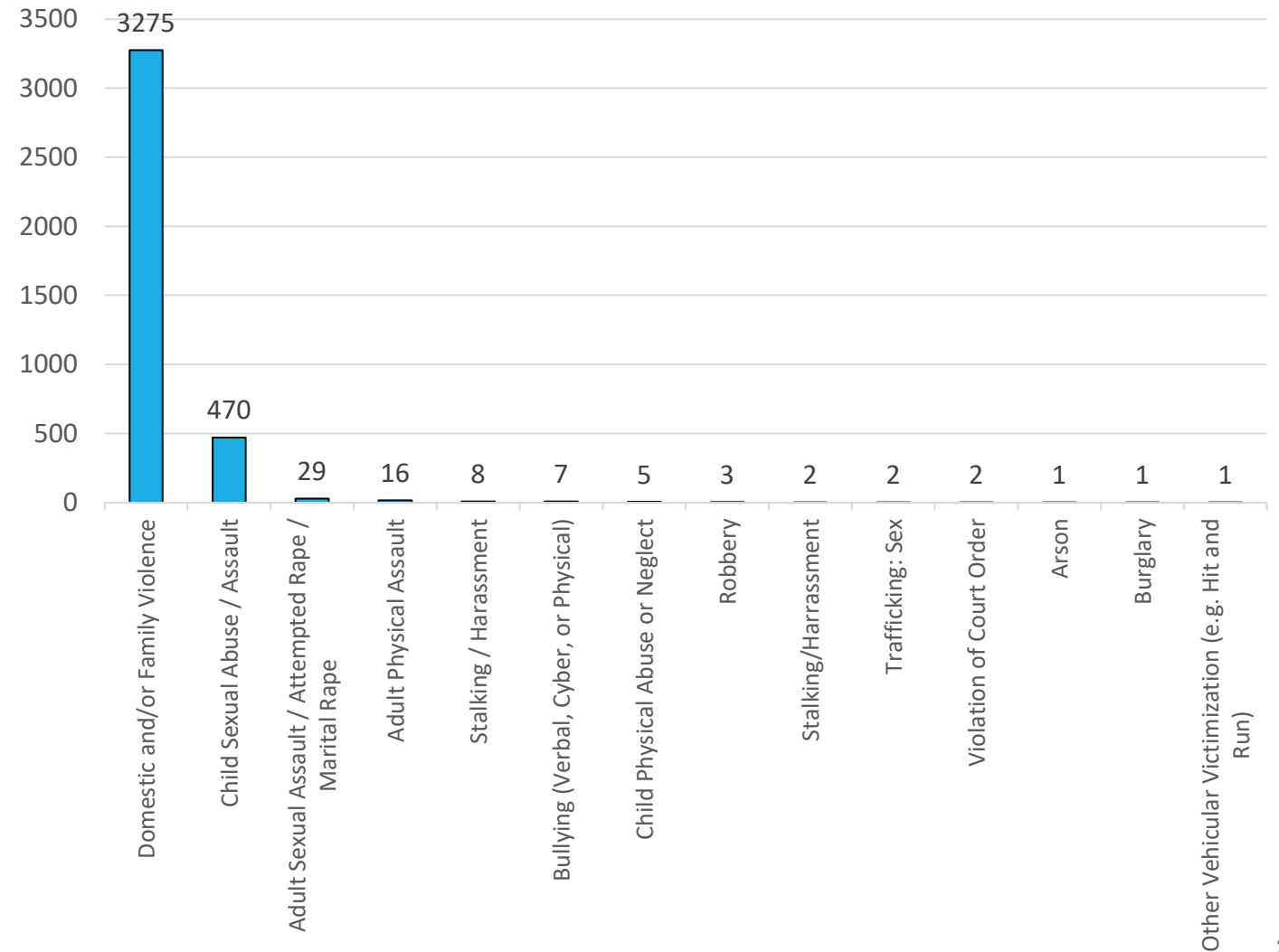
\*Demographics are based on the GCC reporting categories and only reflect new individuals served



# Polyvictimization\* - Types of Victimization

- 3,822 responses to the types of victimizations experienced by survivors
  - 85.7% (3,275) of survivors experienced domestic and/or family violence
  - 12.3% (470) of survivors reported child sexual abuse / assault
  - 0.8% (29) of survivors reported adult sexual assault / attempted rape / marital rape
  - 0.4% (16) of survivors reported adult physical assault

Types of Victimizations



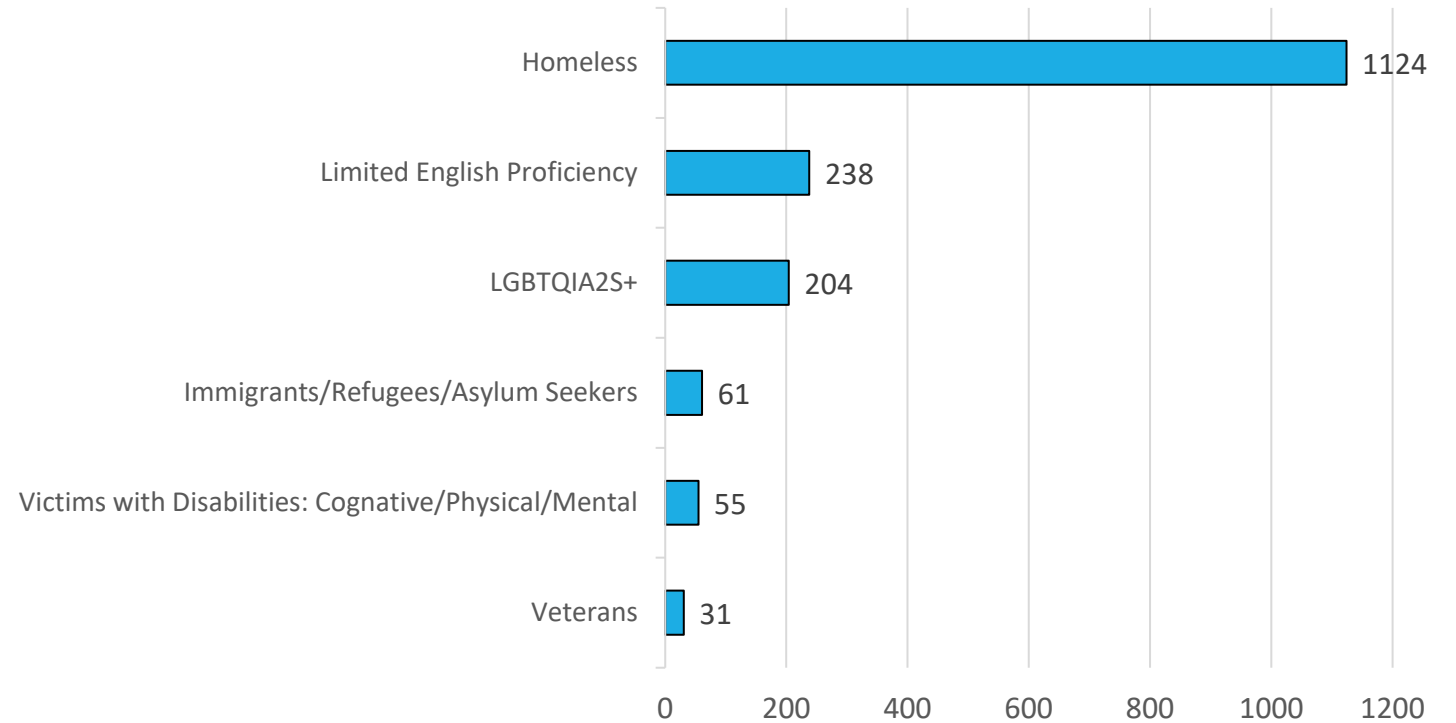
\*Polyvictimization refers to having experienced multiple victimizations and emphasizes experiencing different kinds of victimization rather than multiple episodes of the same kind of victimization.



# Special Classifications

- 1,713 instances of special classifications\*
  - 65.6% (1,124) identified as homeless
  - 13.9% (238) identified as having limited English proficiency
  - 11.9% (204) identified as LGBTQIA2S+
  - 3.6% (61) identified as immigrants, refugees, and/or asylum seekers
  - 3.2% (55) identified victims with cognitive/physical/or mental disabilities
  - 1.8% (31) identified as veterans

Special Classification

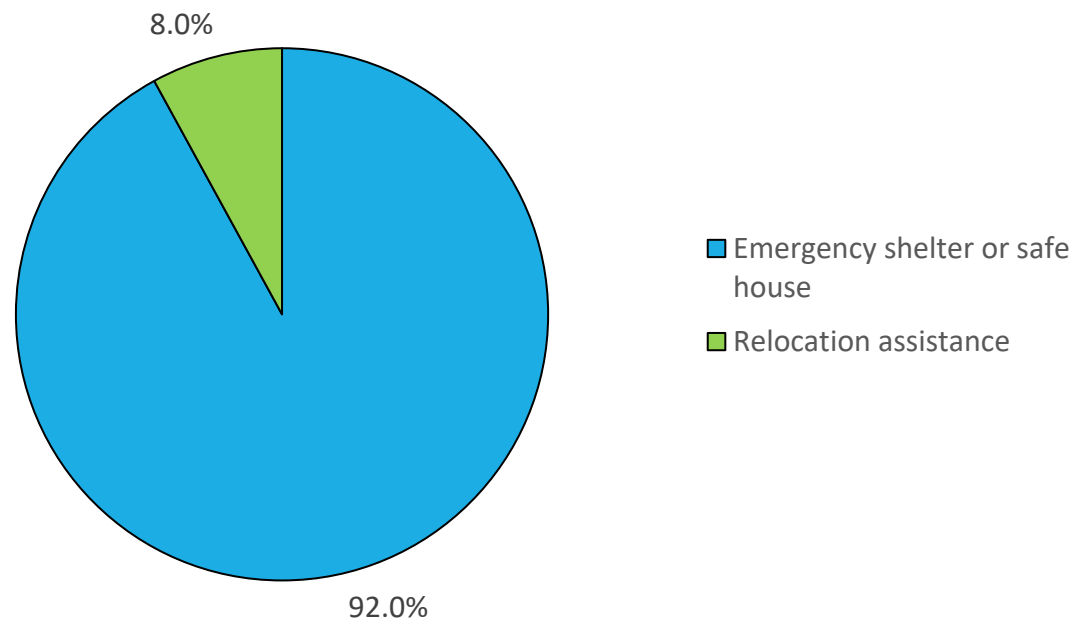
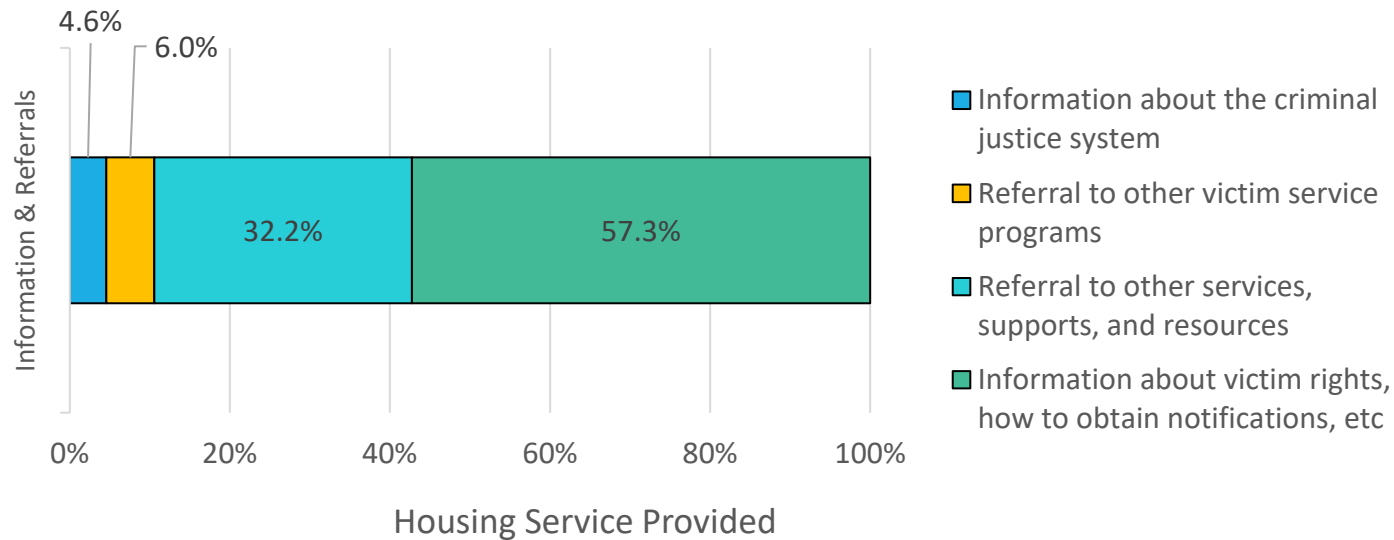


\*A survivor can have more than one of these special classifications



# Services Provided – Information & Referral

- 11 people were assisted with the completion of Victim’s Compensation Forms
- 10,798 information and/or referrals were made\*:
  - 57.3% (6,182) provided information about victim rights and/or how to obtain notifications
  - 32.2% (3,476) provided a referral to other services, supports, and resources
- 676 unique survivors were provided housing service(s)\*
  - Total number housing services provided: 1,969
    - 92.0% (1,812) instances where emergency shelter or a safe house were provided
    - 8.0% (157) instances of relocation assistance were provided

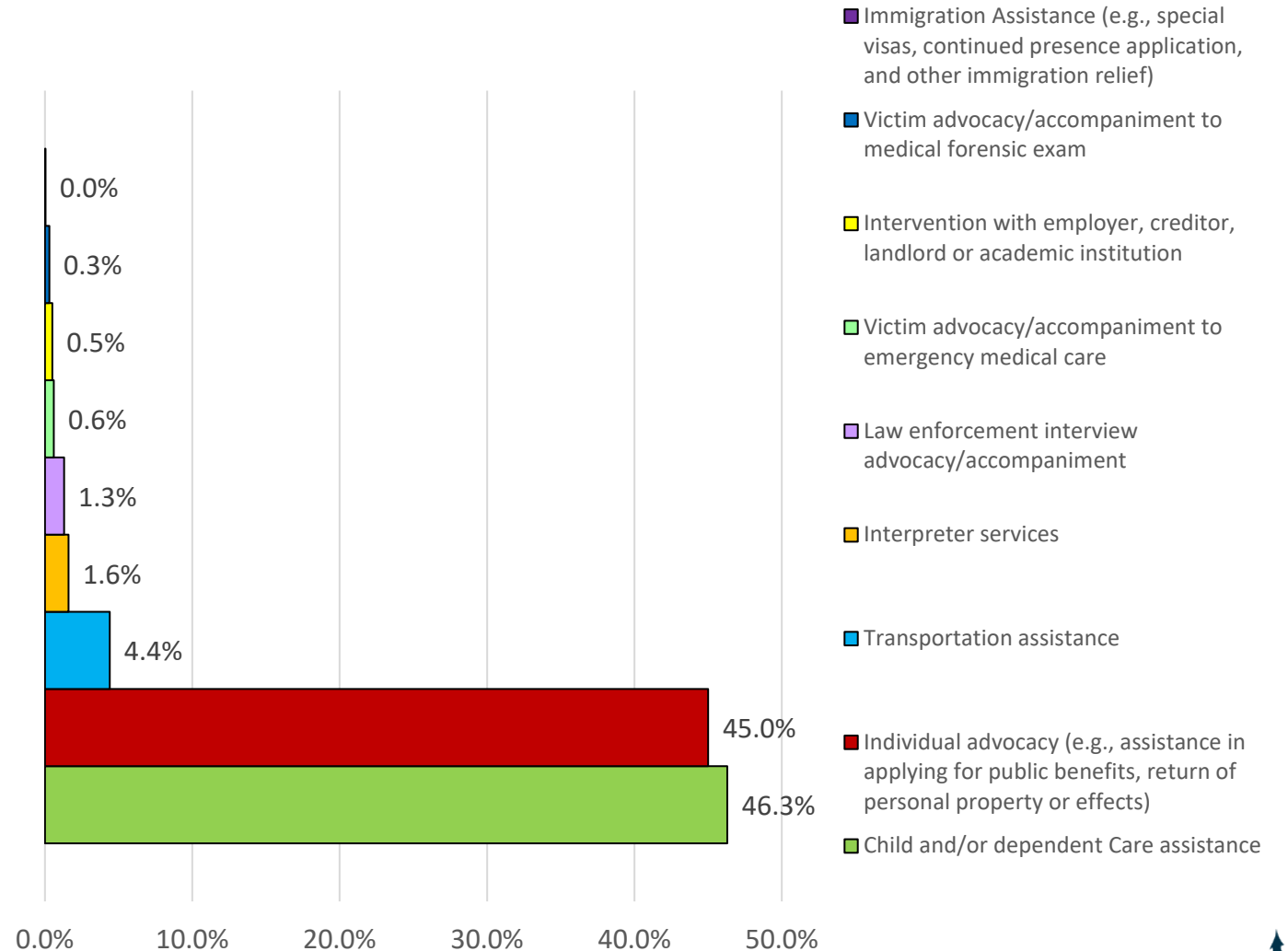


\*It is possible for a survivor to receive more than one referral



# Personal Advocacy and/or Accompaniment

- 1,831 unique individuals were provided personal advocacy service(s)\*
  - 5,264 interactions\* with survivors in various personal advocacy and/or accompaniment areas:
    - 46.3% (2,439) instances involved child or dependent care assistance
    - 45.0% (2,368) instances involved individual advocacy
    - 4.4% (229) involved transportation assistance
    - 1.6% (83) involved interpreter services

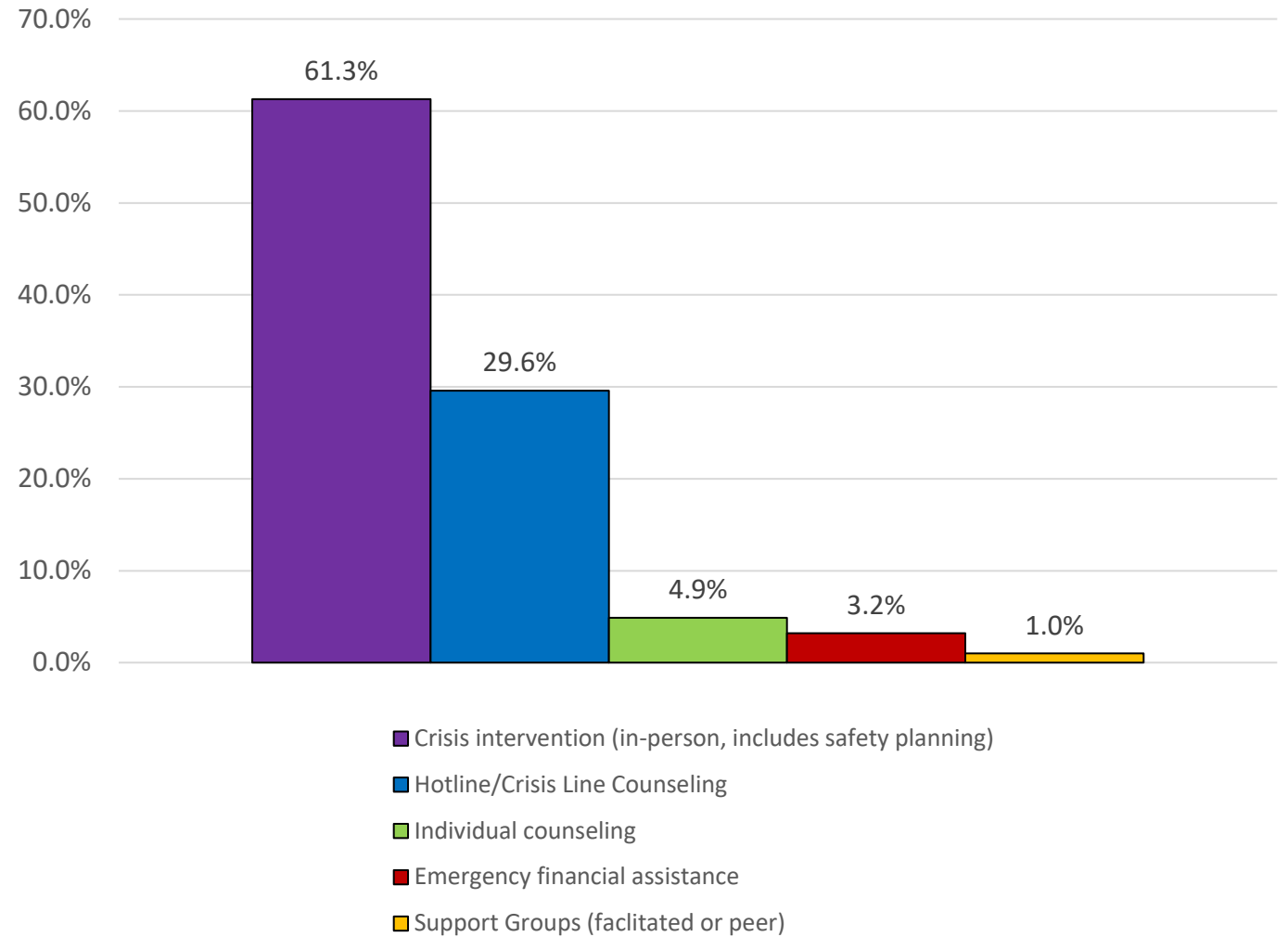


\*It is possible for a survivor to have more than one type interaction



# Emotional Support or Safety Services

- 30,813 emotional support or safety services interactions\* provided to 3,613 unique individuals:
  - 61.3% (18,885) were crisis interventions including in-person and safety planning
  - 29.6% (9,118) were hotline/crisis line counseling
  - 4.9% (1,500) were individual counseling
  - 3.2% (991) were emergency financial assistance
  - 1.0% (319) were either facilitated or peer support groups



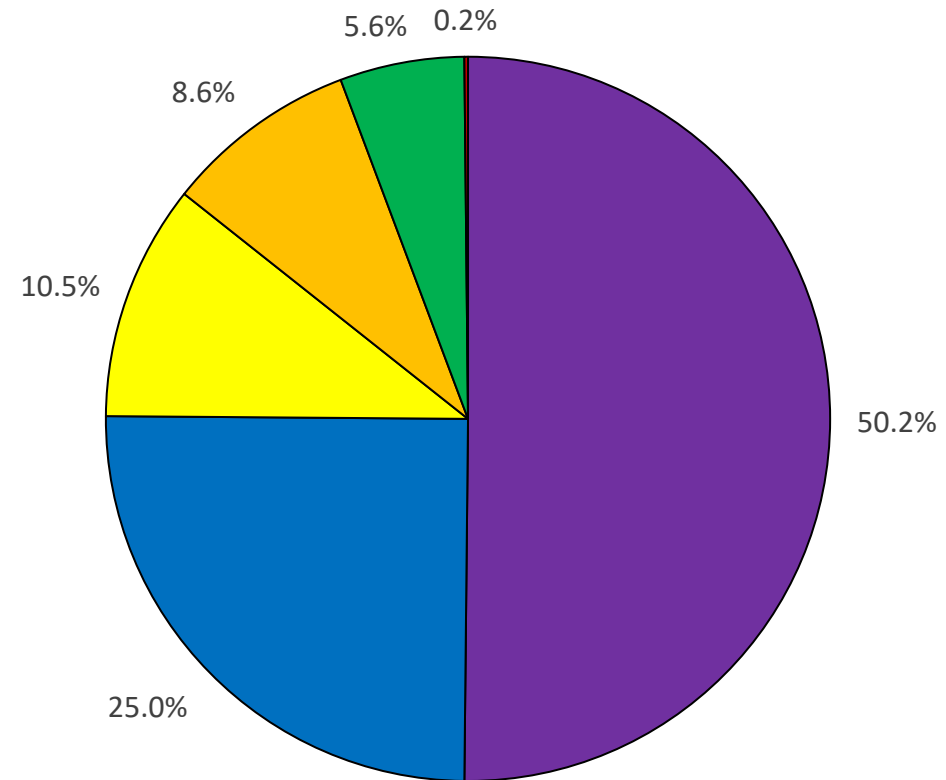
\*It is possible for a survivor to have more than one type of assistance interaction



# Criminal/Civil Justice System Assistance

- 1,245 criminal/civil justice system assistance instances\* provided to 756 unique survivors:
  - 50.2% (623) engaged in assistance for a civil legal attorney in obtaining a protection or restraining order
  - 25.0% (310) were assisted with notifications of criminal justice events such as case status, arrest, court proceedings, case dispositions, and release
  - 10.5% (131) were provided with advocacy or accompaniment in a law enforcement interview
  - 8.6% (107) were provided other emergency justice – related assistance

## Criminal/Civil Justice System Assistance



- Civil legal attorney assistance in obtaining protection or restraining order
- Notification of criminal justice events (e.g., case status, arrest, court proceedings, case disposition, release, etc.)
- Criminal advocacy/accompaniment
- Other emergency justice - related assistance
- Law enforcement interview advocacy/accompaniment
- Immigration Assistance

\*It is possible for a survivor to have more than one type of assistance instance

